



(12) **United States Design Patent**
Biderman et al.

(10) **Patent No.:** **US D813,777 S**
(45) **Date of Patent:** **** Mar. 27, 2018**

- (54) **SPOKES FOR A BICYCLE WHEEL**
- (71) Applicant: **Superpedestrian Inc.**, Cambridge, MA (US)
- (72) Inventors: **Assaf Biderman**, Boston, MA (US); **Carlo Ratti**, Turin (IT); **Christine Louise Outram**, Los Angeles, CA (US)
- (73) Assignee: **Massachusetts Institute of Technology**, Cambridge, MA (US)
- (**) Term: **14 Years**
- (21) Appl. No.: **29/514,539**
- (22) Filed: **Jan. 13, 2015**

D218,964 S *	10/1970	Shimano	D12/205
D232,630 S *	9/1974	Siroonian	D12/205
D269,081 S *	5/1983	Hayashi	D12/205
D269,506 S *	6/1983	Suzuki	D12/205
D269,603 S *	7/1983	Whitmarsh	D12/205
D281,062 S *	10/1985	Hess	D12/205
D312,998 S *	12/1990	Carlson	D12/205

(Continued)

FOREIGN PATENT DOCUMENTS

FR	350663 A	6/1905
FR	684741 A	6/1930

(Continued)

OTHER PUBLICATIONS

U.S. Appl. No. 29/514,538, filing date Jan. 13, 2015, Allowed.
U.S. Appl. No. 29/514,540, filing date Jan. 13, 2015, Pending.

Primary Examiner — Stacia Cadmus

(74) *Attorney, Agent, or Firm* — GTC Law Group PC & Affiliates

(57)

CLAIM

The ornamental design for spokes for a bicycle wheel, as shown and described.

DESCRIPTION

FIG. 1 is a perspective view of the spokes on a right, non drive side of a bicycle wheel; and
FIG. 2 is a plan view of the spokes on a right, non drive side of a bicycle wheel; and
FIG. 3 is a plan view of the spokes on a left, drive side of a bicycle wheel; and
FIG. 4 is front view of the spokes on a bicycle wheel; and,
FIG. 5 is a perspective view of the spokes on the left, drive side of the bicycle wheel attached to a bicycle.
In the drawings, the broken lines depict environmental subject matter only and form no part of the claimed design.

1 Claim, 5 Drawing Sheets

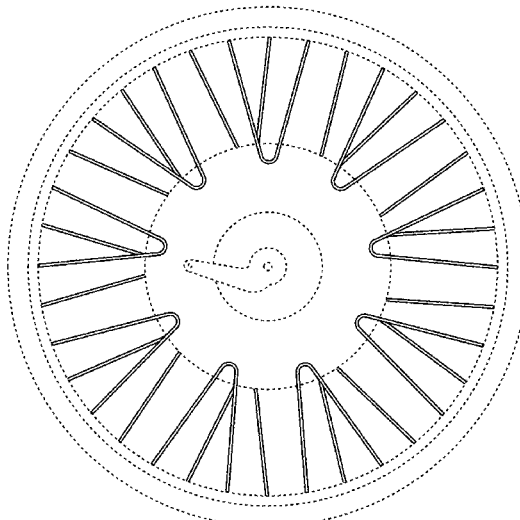
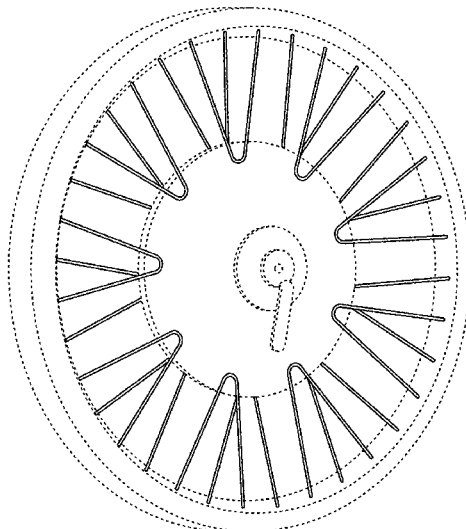
Related U.S. Application Data

- (63) Continuation of application No. 12/960,461, filed on Dec. 3, 2010, now Pat. No. 9,027,681.
- (51) **LOC (11) Cl.** **12-16**
- (52) **U.S. Cl.** **D12/205**
- (58) **Field of Classification Search**
USPC **D12/204–213; D15/3; 301/6.5**
CPC **B60B 7/00; B60B 7/02; B60B 7/04; B60B 7/01; B60B 7/06; B60B 3/02; B60B 3/04; B60B 3/06; B60B 3/10; B60B 1/00; B60B 1/10; B60B 1/12; B60B 1/003; B60B 27/04; B60B 27/0015**
See application file for complete search history.

(56) **References Cited**

U.S. PATENT DOCUMENTS

418,253 A	12/1889	Volk	
425,240 A	4/1890	Newhouse et al.	
428,313 A	5/1890	Alexander	
657,517 A	9/1900	Condon	
D218,232 S *	8/1970	Shimano D12/205



(56)

References Cited

U.S. PATENT DOCUMENTS

D458,202	S *	6/2002	Passarotto	D12/205
D462,042	S *	8/2002	Bernardi	D12/205
6,520,595	B1	2/2003	Schlanger et al.		
D472,507	S *	4/2003	Passarotto	D12/205
D498,722	S *	11/2004	Smith	D12/205
D596,547	S *	7/2009	Passarotto	D12/205
7,673,946	B1 *	3/2010	Hed	B60B 7/00 301/110.5
D625,333	S *	10/2010	Tanaka	D12/111
D657,726	S *	4/2012	Finnie	D12/205
9,027,681	B2 *	5/2015	Biderman	B60B 1/003 180/220
D764,365	S *	8/2016	Hirai	D12/205
2016/0075177	A1 *	3/2016	Biderman	B60L 3/003 301/6.5
2016/0082772	A1 *	3/2016	Biderman	A61G 5/045 301/6.5

FOREIGN PATENT DOCUMENTS

FR	962372	A	6/1950
FR	1034028	A	7/1953
GB	1409379	A	10/1975

* cited by examiner

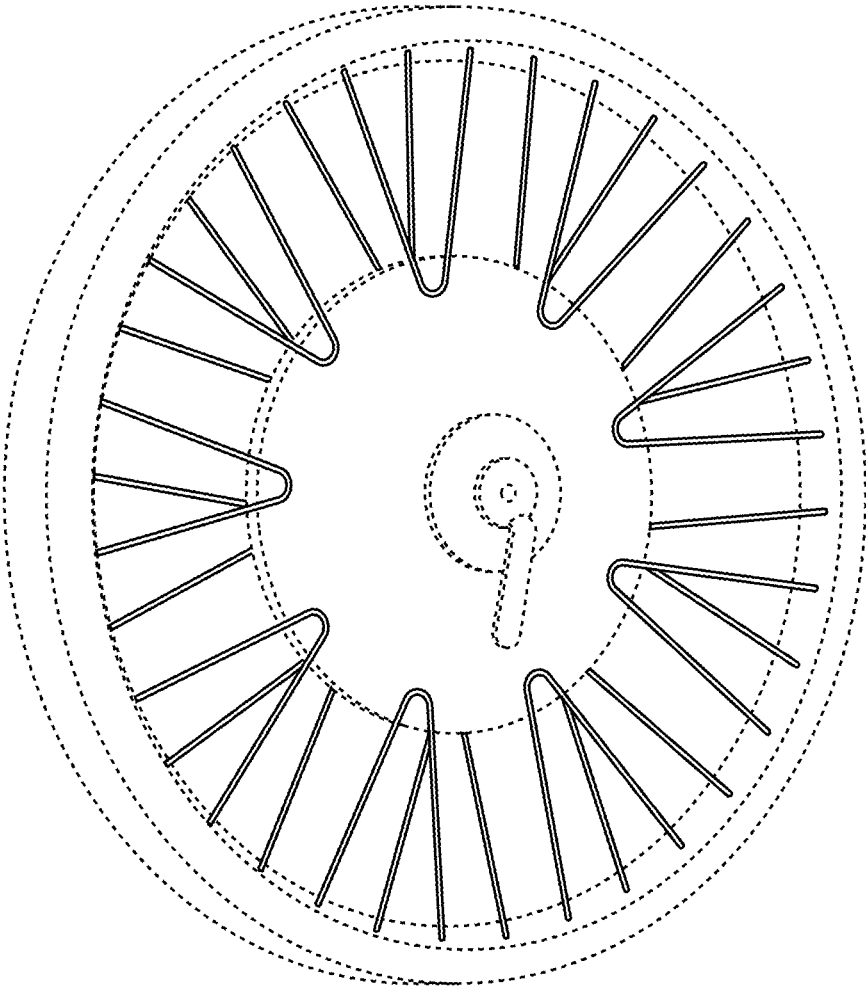


FIG. 1

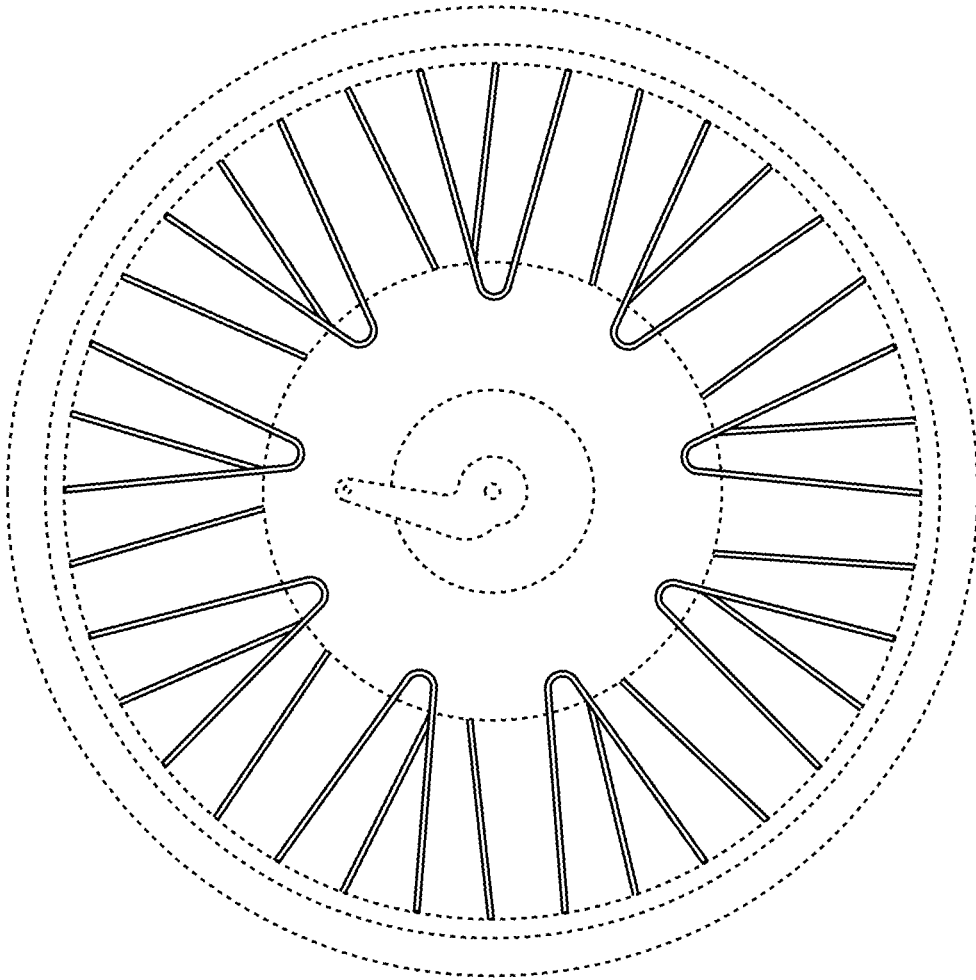


FIG. 2

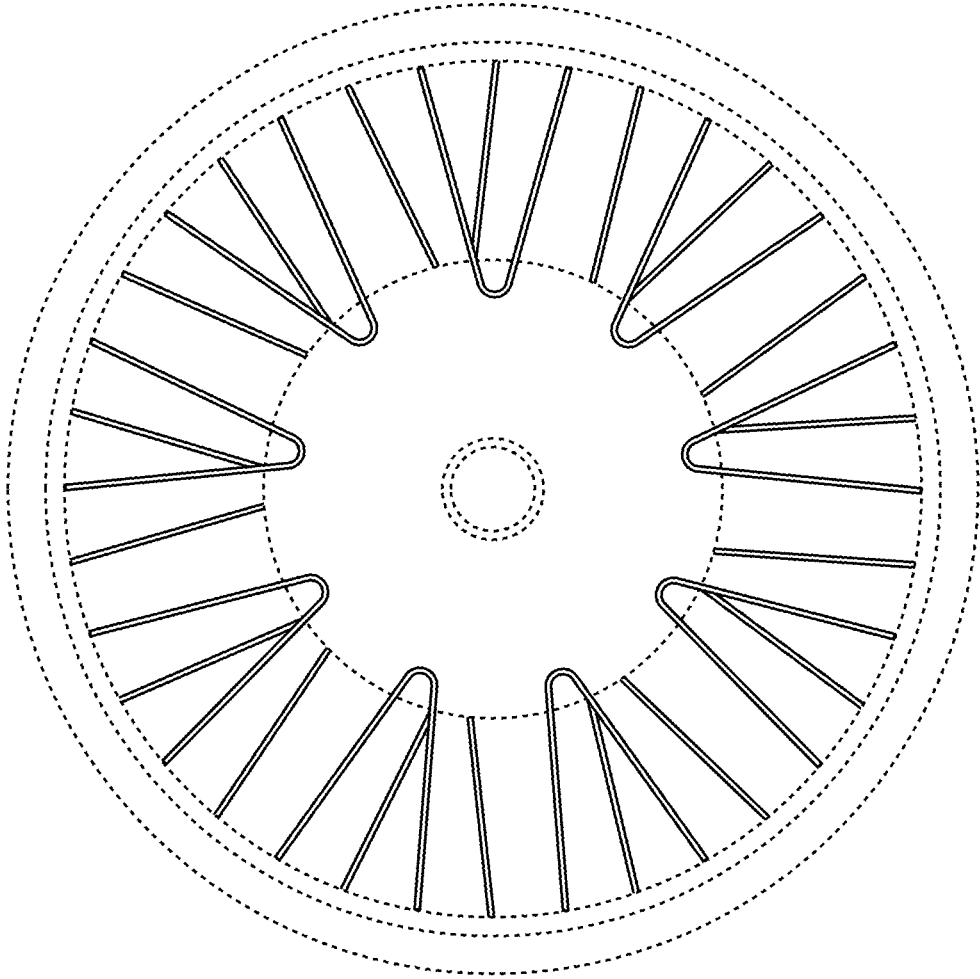


FIG. 3



FIG. 4

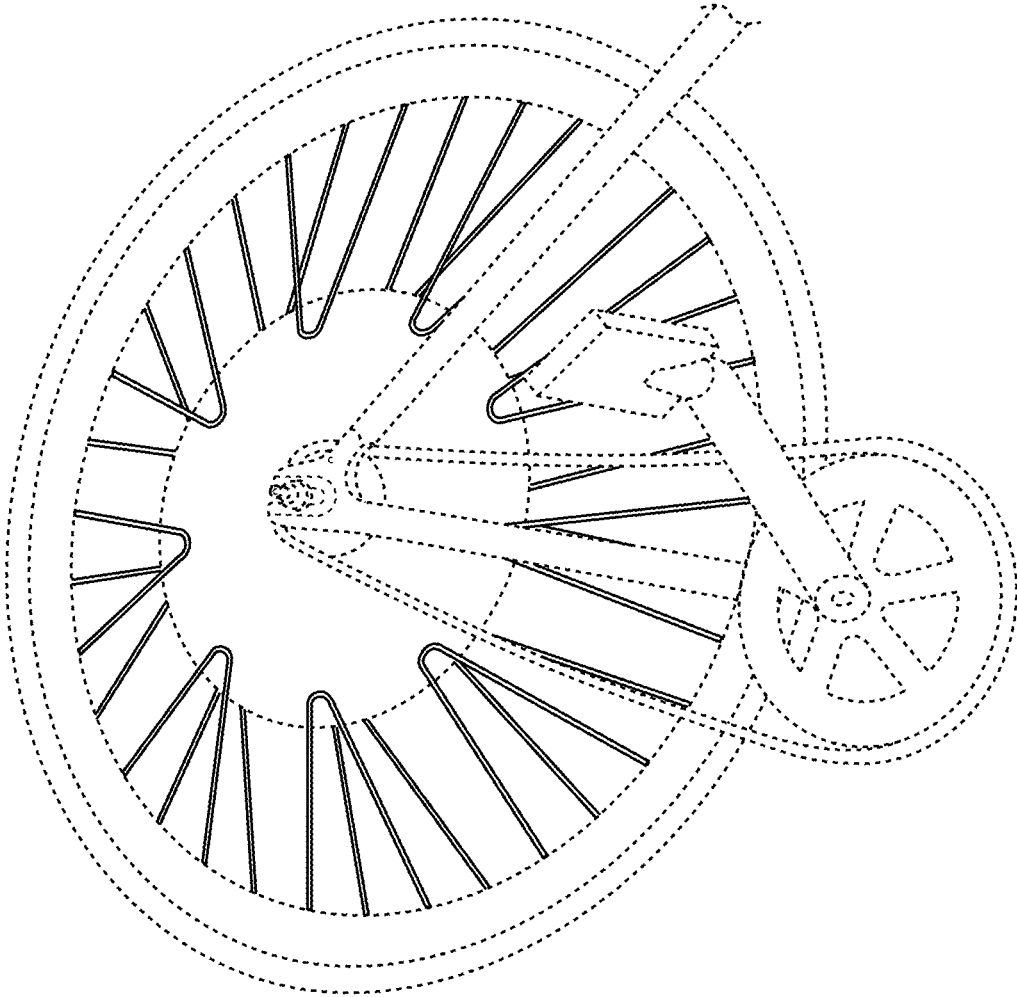


FIG. 5