



US00D810070S

(12) **United States Design Patent**  
**Wang et al.**

(10) **Patent No.:** **US D810,070 S**

(45) **Date of Patent:** **\*\* Feb. 13, 2018**

(54) **LAPTOP COMPUTER**

(71) Applicant: **Quanta Computer Inc.**, Taoyuan (TW)

(72) Inventors: **Te-Chieh Wang**, Taoyuan (TW);  
**Hsiu-Ting Chi**, Taoyuan (TW)

(73) Assignee: **QUANTA COMPUTER INC.**,  
Guishan District, Taoyuan (TW)

(\*\*) Term: **15 Years**

(21) Appl. No.: **29/590,549**

(22) Filed: **Jan. 11, 2017**

(30) **Foreign Application Priority Data**

Dec. 15, 2016 (TW) ..... 105307609

(51) **LOC (11) Cl.** ..... **14-02**

(52) **U.S. Cl.**

USPC ..... **D14/318**

(58) **Field of Classification Search**

USPC ..... D14/315-327; D18/1, 2, 7, 11;  
235/145 A, 145 R; 341/22, 23; 345/104,  
345/156, 168, 169, 173; 361/679.08,  
361/679.09, 679.11, 679.26, 679.27  
CPC ..... G06F 1/16; G06F 1/1616; G06F 1/1626;  
G06F 1/1632; G06F 1/1613; G06F  
1/1601; G06F 1/1618; G06F 1/162; G06F  
1/166; G06F 1/1654; G06F 1/1681; G06F  
1/1637; G06F 1/1688; G06F 1/1656;  
H01R 35/02; H03M 11/00; G09B 13/04;  
H03K 17/94; G09G 5/00; F16M 11/10;  
H05K 5/00; H04M 1/0237

See application file for complete search history.

(56) **References Cited**

U.S. PATENT DOCUMENTS

D463,797 S \* 10/2002 Andre ..... D14/327  
D476,326 S \* 6/2003 Tanimura ..... D14/318  
6,670,950 B1 \* 12/2003 Chin ..... G06F 1/162  
345/1.1  
D517,063 S \* 3/2006 Nakajima ..... D14/318  
D615,969 S \* 5/2010 Arbisi ..... D14/315  
D673,558 S \* 1/2013 Cruz ..... D14/315  
2005/0018396 A1 \* 1/2005 Nakajima ..... G06F 1/1616  
361/679.08

\* cited by examiner

*Primary Examiner* — Freda S Nunn

(74) *Attorney, Agent, or Firm* — McClure, Qualey &  
Rodack, LLP


(57) **CLAIM**

The ornamental design for a laptop computer, as shown and  
described.

**DESCRIPTION**

FIG. 1 is a front perspective view thereof;  
FIG. 2 is a front view thereof;  
FIG. 3 is a rear view thereof;  
FIG. 4 is a left side view thereof;  
FIG. 5 is a right side view thereof;  
FIG. 6 is a top view thereof;  
FIG. 7 is a bottom view thereof; and,  
FIG. 8 is a rear perspective view thereof.

**1 Claim, 8 Drawing Sheets**



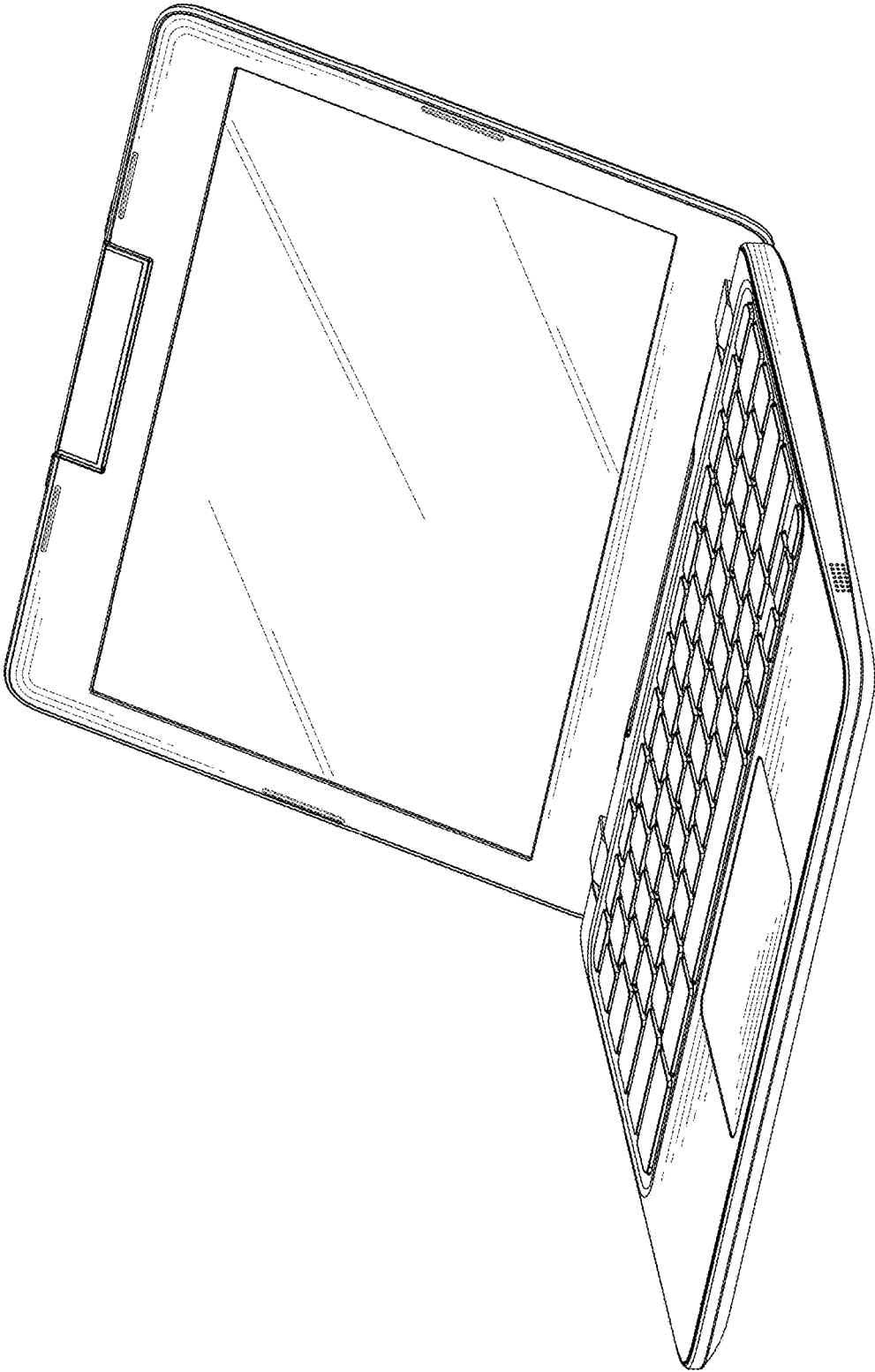


FIG. 1

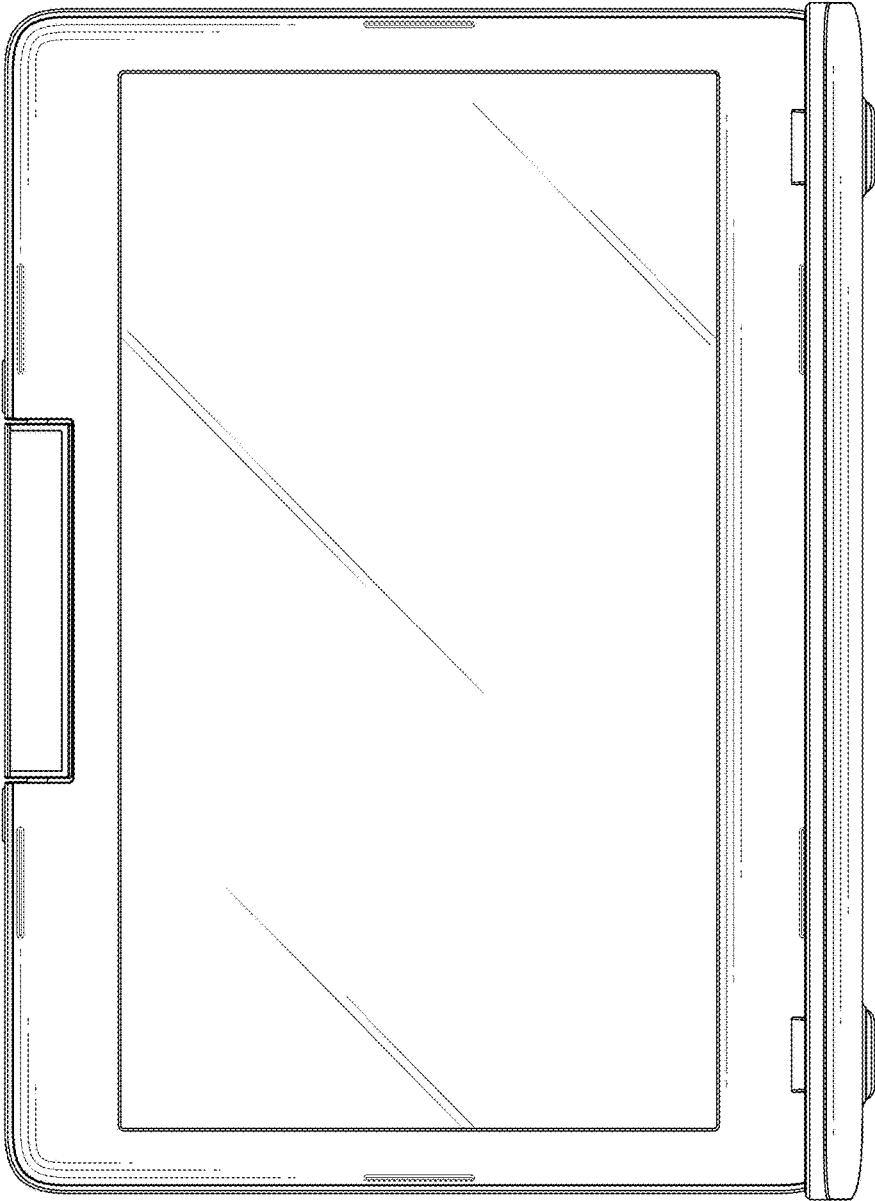


FIG. 2

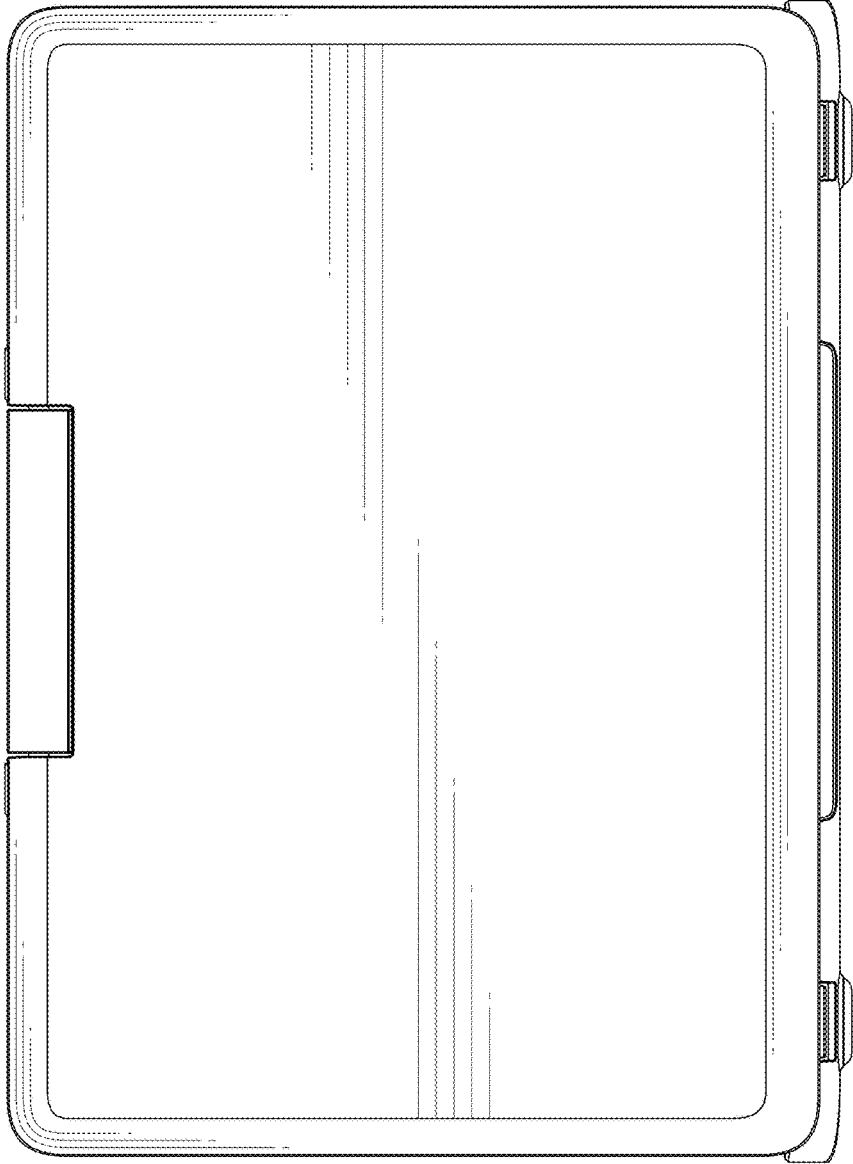


FIG.3

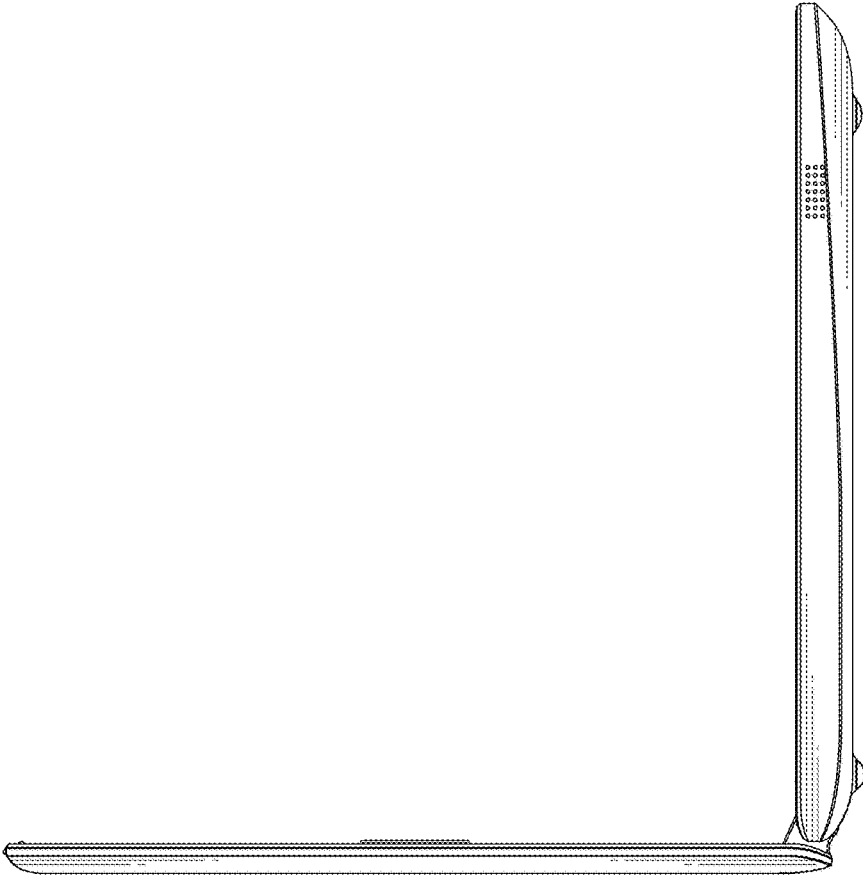


FIG. 4

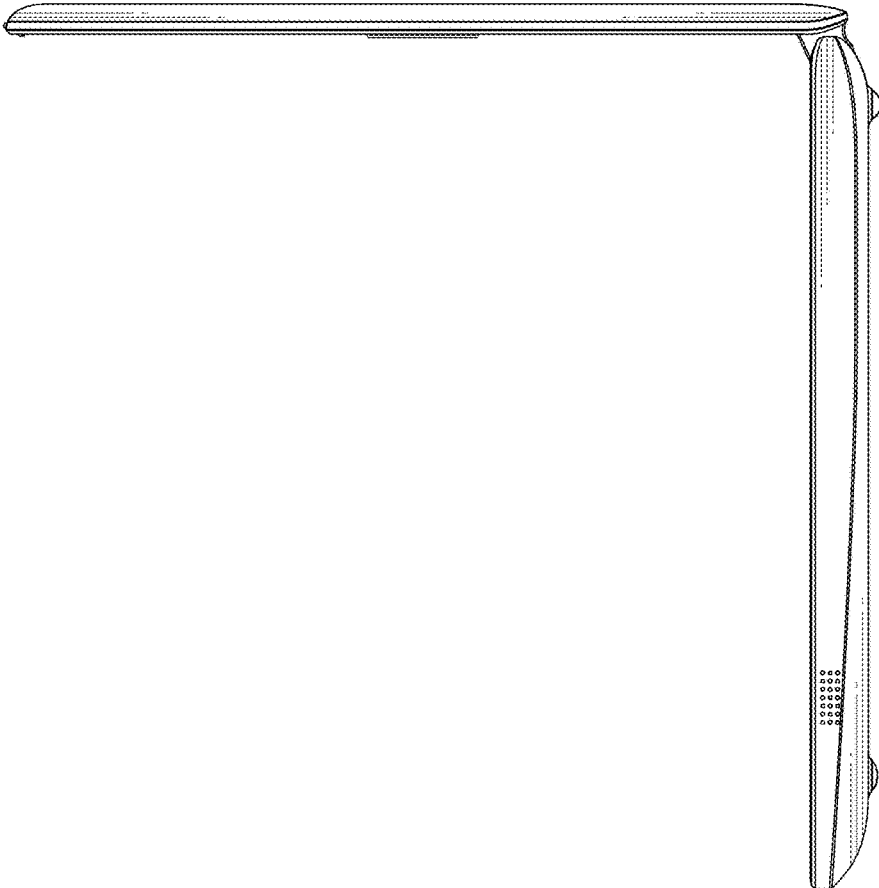


FIG. 5

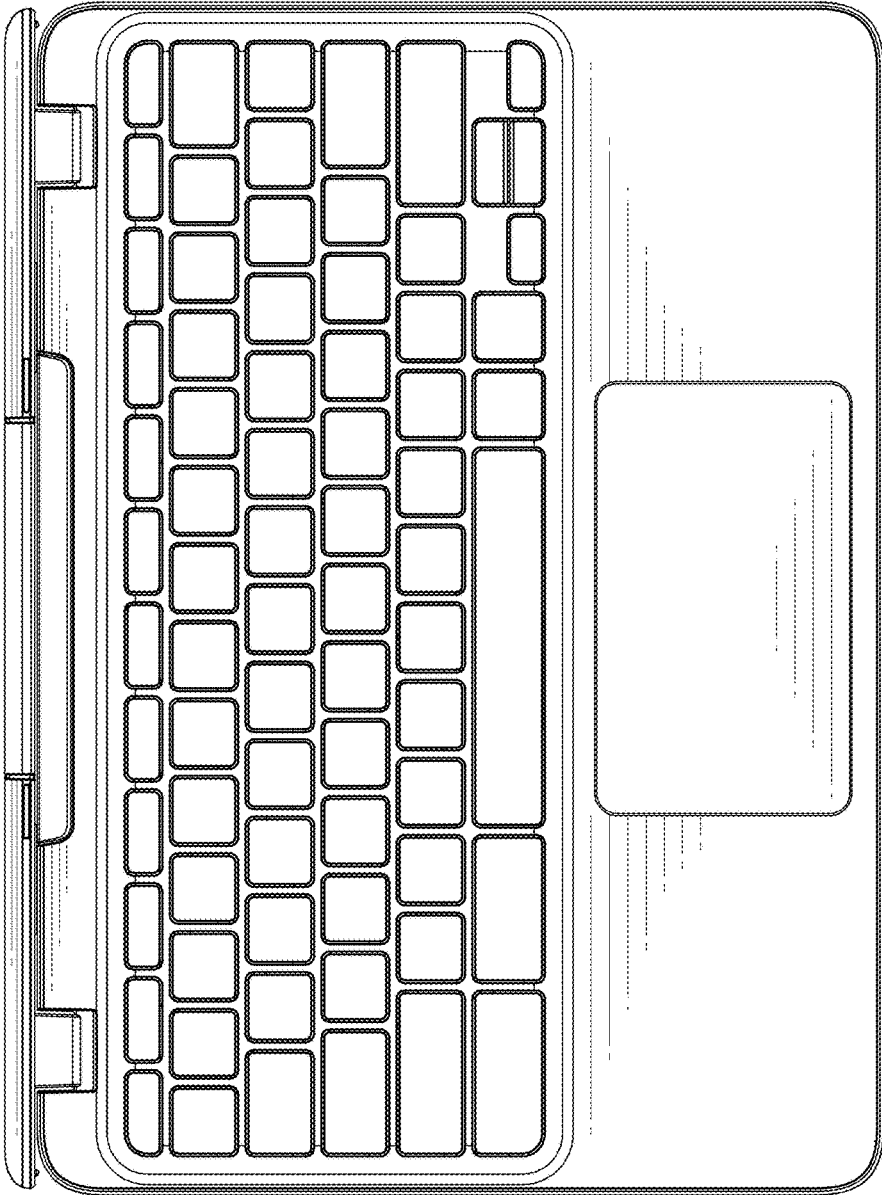


FIG. 6

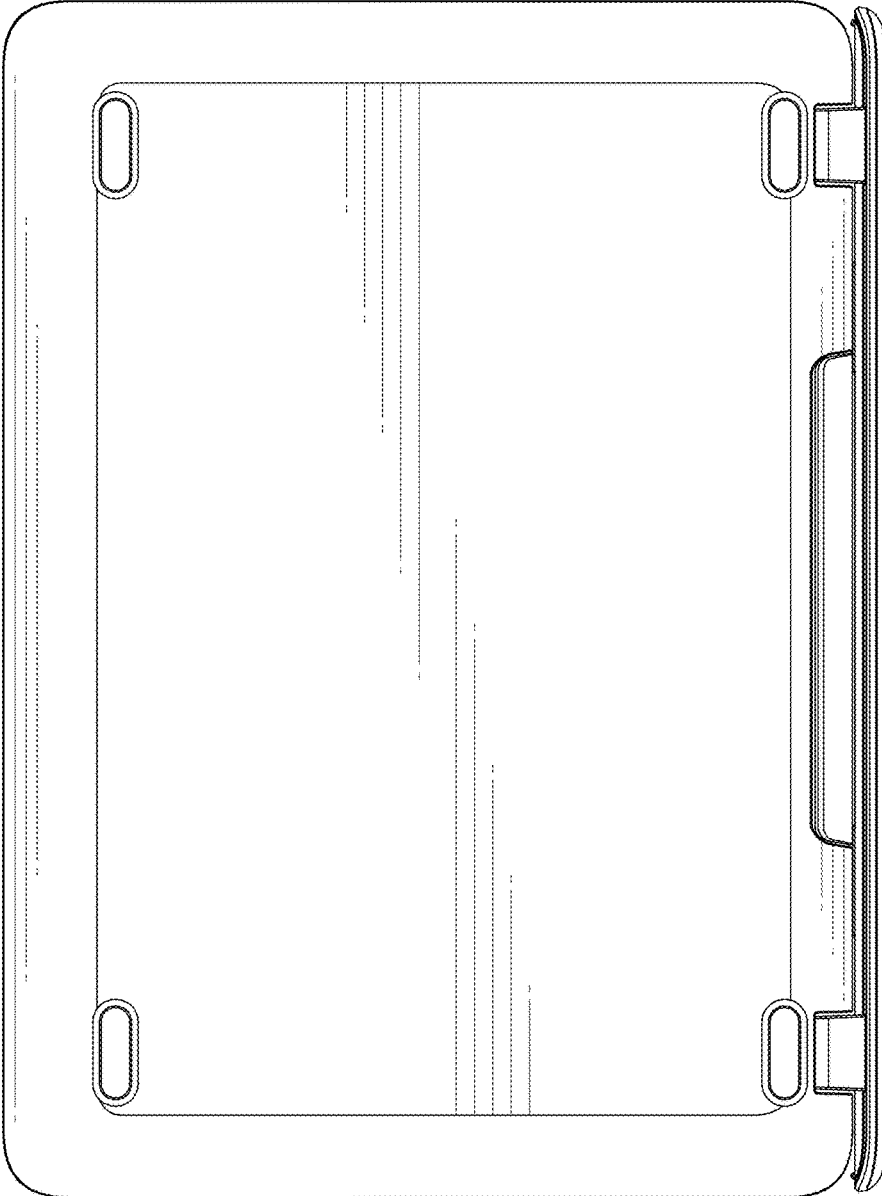


FIG. 7



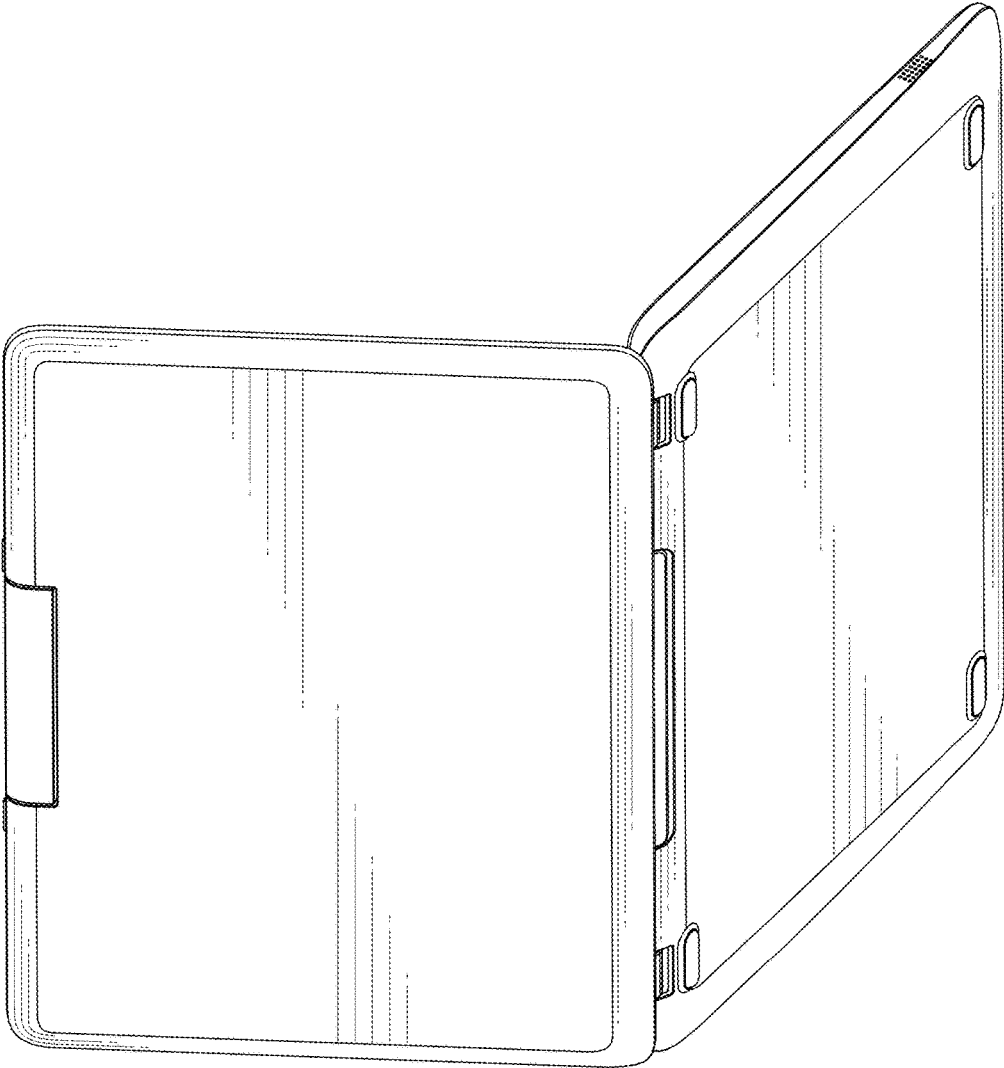


FIG. 8