



US00D839272S

(12) **United States Design Patent**
Seo et al.

(10) **Patent No.:** US D839,272 S

(45) **Date of Patent:** ** Jan. 29, 2019

(54) **MEMORY CARD TYPE WIRELESS COMMUNICATION MODULE**

(71) Applicant: **MIRO CO., LTD.**, Incheon (KR)

(72) Inventors: **Dong Jin Seo**, Incheon (KR); **Yong Ju Oh**, Incheon (KR); **Min Seok Kim**, Incheon (KR); **Jeong Won Lee**, Incheon (KR)

(73) Assignee: **MIRO CO., LTD.**, Incheon (KR)

(**) Term: **15 Years**

(21) Appl. No.: **29/606,289**

(22) Filed: **Jun. 2, 2017**

(30) **Foreign Application Priority Data**

Dec. 14, 2016 (KR) 30-2016-0060867

(51) **LOC (11) Cl.** **14-02**

(52) **U.S. Cl.**

USPC **D14/435**; D14/436

(58) **Field of Classification Search**

USPC 2/DIG. 6; 5/417, 419–420, 465, 5/632–634; 108/43; 248/118, 118.1, 248/118.3, 118.5, 205.2, 346, 346.01, 248/346.07, 346.1, 438, 633, 918; 273/338, 438, DIG. 30; 297/218.1, 297/228.12, 352, 377, 440.1, 440.11, 297/440.15, 452.1, 452.16; 312/208.1–208.4, 223.2, 322; 340/710; 345/163, 173; 360/69, 97.02; 361/679.33–679.45, 600, 622, 683, 684, 361/686, 724–728; 400/412, 713–715; 428/137–138, 140, 304.4, 457; 442/9; D3/273; D6/201, 204, 429–431, 449, D6/474, 509–510; D9/432; D10/65, 75, D10/78; D13/103, 119, 162, 184, 199, D13/110; D14/110, 114, 125, 240, 242,

D14/299–302, 314, 348–370, 432–438, D14/496, 478–480.1, 480.3, 480.4, 480.7, D14/483, 484.1, 474, 507, 511, 140, D14/140.1, 167, 168, 203.3, 217, 230, D14/238.1; D18/1, 7, 9, 11; 710/301; 719/328; 379/433.09, 433.11–433.13,
(Continued)

(56) **References Cited**

U.S. PATENT DOCUMENTS

4,555,619 A * 11/1985 Anderson G06K 7/0013
235/482
4,890,197 A * 12/1989 Banjo G06K 19/077
361/679.31

(Continued)

Primary Examiner — Susan Moon Lee

(74) *Attorney, Agent, or Firm* — Novick, Kim & Lee, PLLC; Sang Ho Lee

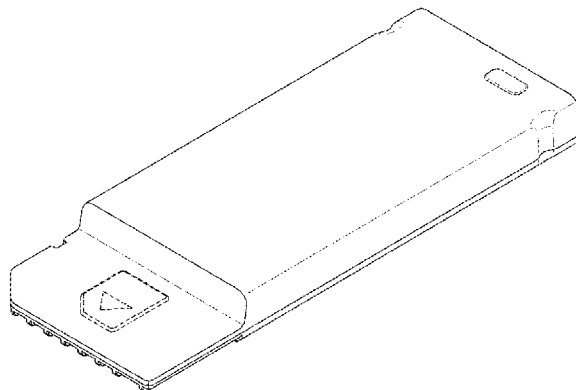
(57) **CLAIM**

We claim the ornamental design for a memory card type wireless communication module, as shown and described.

DESCRIPTION

FIG. 1 is a perspective view of a memory card type wireless communication module according to our new design; FIG. 2 is a front elevational view thereof; FIG. 3 is a rear elevational view thereof; FIG. 4 is a left side elevational view thereof; FIG. 5 is a right side elevational view thereof; FIG. 6 is a top plan view thereof; and, FIG. 7 is a bottom plan view thereof. The broken lines depict unclaimed features of the memory card type wireless communication module, shown for purposes of illustration, and form no part of the claimed design.

1 Claim, 6 Drawing Sheets



(58) **Field of Classification Search**

USPC 379/419, 440, 428.01, 428.04; 455/550.1,
 455/552.1, 553.1, 554.1, 554.2, 555, 557,
 455/556.1, 558, 575.1, 90.3; 439/101,
 439/108, 946, 607; 174/52.1, 35 R;
 902/26
 CPC G06K 19/06196; G06K 19/072; G06K
 19/0721; G06K 19/0722; G06K 19/0723;
 G06K 19/0724; G06K 19/0725; G06K
 19/0726; G06K 19/0727; G06K 19/0728;
 G06K 19/073; G06K 19/07309; G06K
 19/077; G06K 19/07701; G06K
 19/07715; G06K 19/0772; G06K
 19/07724; G06K 19/07726; G06K
 19/07728; G06K 19/07743; G06K
 19/07745; G06K 19/07747; G06K
 19/07749; G06K 19/07769; G06F 21/86;
 G06F 21/87; G06F 21/77-21/80; G06F
 21/85-21/88; G06F 21/00; G06Q
 20/3229; G06Q 20/34; G06Q 20/341;
 G06Q 20/346; G06Q 20/349; G06Q
 20/3563; G06Q 20/3567; G06Q 20/357;
 G06Q 20/3576; H05K 5/026; H05K
 5/0256; H05K 5/0265; H05K 5/0269;
 H05K 5/0273; H05K 5/0278; H05K
 5/0282; H05K 5/0286; H05K 5/0291;
 H05K 5/0295; H05K 5/03; H05K 5/04;
 H05K 5/06; H05K 5/061; H05K 5/062;
 H05K 5/063; H05K 5/064; H05K 5/065;
 H05K 5/066; H05K 5/067; H05K 5/068;
 H05K 5/069; H05K 7/00; H05K 7/005;
 H05K 7/02; H05K 7/023; H05K 7/026;
 H05K 7/04; H05K 7/10; H05K 7/1418;
 H05K 7/142; H05K 7/1424; H05K
 7/1427-7/1439; H05K 7/1461; H05K
 7/1464-7/1474; H05K 7/1479; H05K
 7/1481; H05K 7/1485-7/1488; H05K
 2201/09745; H05K 2201/09754; H05K
 2201/09763; H05K 2201/09772; H05K

2201/098; H05K 2201/09818; H05K
 2201/10; H05K 2201/10007; H04N
 2201/216; H04M 1/72527

See application file for complete search history.

(56)

References Cited

U.S. PATENT DOCUMENTS

D321,691	S *	11/1991	Brenda	D14/191
D368,082	S *	3/1996	Goto	D14/435
D371,770	S *	7/1996	Larson	D14/242
5,752,857	A *	5/1998	Knights	G06K 7/0021 235/380
D411,202	S *	6/1999	Flanagan, III	D14/459
D413,879	S *	9/1999	Wu	D14/436
6,109,939	A *	8/2000	Kondo	G06K 7/0021 439/140
D458,935	S *	6/2002	Hiroki	D14/436
D463,468	S *	9/2002	Fujita	D16/202
D467,511	S *	12/2002	Kitamura	D10/65
6,655,972	B2 *	12/2003	Sato	G06K 13/08 439/159
D488,476	S *	4/2004	Yu	D14/436
D491,191	S *	6/2004	Wen	D14/496
D492,686	S *	7/2004	Yu	D14/436
D502,181	S *	2/2005	Hong	D14/436
D502,465	S *	3/2005	Laity	D14/242
D525,977	S *	8/2006	Yao	D14/436
D555,653	S *	11/2007	Tseng	D14/435
D558,210	S *	12/2007	Tseng	D14/435
D575,787	S *	8/2008	Su	D14/436
D591,753	S *	5/2009	Nakano	D14/436
D595,696	S *	7/2009	Greitzke	D14/218
D610,157	S *	2/2010	Ma	D14/480.6
D623,178	S *	9/2010	Lu	D14/242
D656,144	S *	3/2012	Schlossstein	D14/480.1
D709,894	S *	7/2014	Fetterman	D14/436
2003/0162445	A1 *	8/2003	Fujita	G06F 1/1632 439/638
2004/0229511	A1 *	11/2004	Chen	G06K 19/077 439/638
2008/0173598	A1 *	7/2008	Fiorentino	H01R 13/60 211/41.12

* cited by examiner

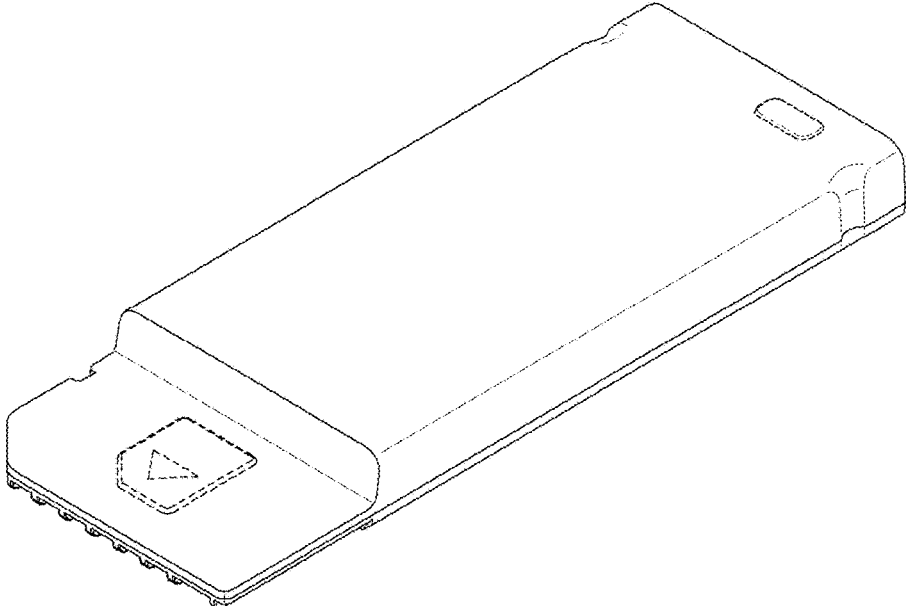


FIG. 1




FIG. 2




FIG. 3




FIG. 4




FIG. 5




FIG. 6

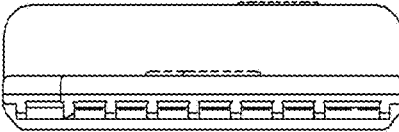


FIG. 7