



US00D844623S

(12) **United States Design Patent**
Chen

(10) **Patent No.:** **US D844,623 S**

(45) **Date of Patent:** **** Apr. 2, 2019**

(54) **LAPTOP HOLDER**

(71) Applicant: **Xiaowei Chen**, Guangdong Province (CN)

(72) Inventor: **Xiaowei Chen**, Guangdong Province (CN)

(**) Term: **15 Years**

(21) Appl. No.: **29/632,936**

(22) Filed: **Jan. 11, 2018**

(51) **LOC (11) Cl.** **08-07**

(52) **U.S. Cl.**
USPC **D14/447**

(58) **Field of Classification Search**
USPC D14/447, 432, 434, 439, 440, 451, 452, D14/457, 239, 251, 253; D8/363, 373, D8/380; D6/406.3, 406.4, 406.5, 406.6; D12/415
CPC A47B 21/04; A47B 2097/006; A47B 2097/005; A47B 2023/049; A45C 2011/002; A45C 2011/003; F16M 2200/00; F16M 13/00
See application file for complete search history.

(56) **References Cited**

U.S. PATENT DOCUMENTS

D590,404 S * 4/2009 Kim D14/447
D622,274 S * 8/2010 Green D14/447

D639,301 S * 6/2011 Anderson D13/107
D647,525 S * 10/2011 Seto D14/434
D676,450 S * 2/2013 Lye D14/447
D696,260 S * 12/2013 Merea D14/447
D700,614 S * 3/2014 Hamblet D14/447
D703,675 S * 4/2014 Jensen D14/447
D709,075 S * 7/2014 Miniard D14/447
D722,062 S * 2/2015 Zwerner D14/447
D761,799 S * 7/2016 Miniard D14/447
D771,055 S * 11/2016 Sharma D14/447
D828,361 S * 9/2018 Turksu D14/447

* cited by examiner

Primary Examiner — Angela J Lee

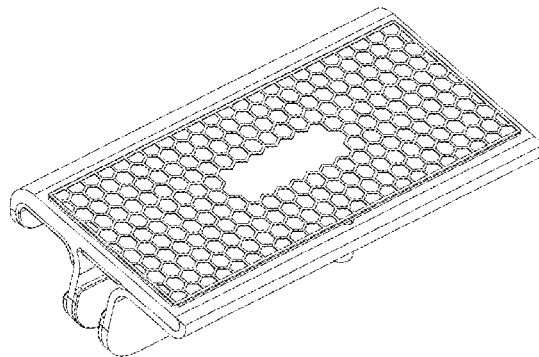
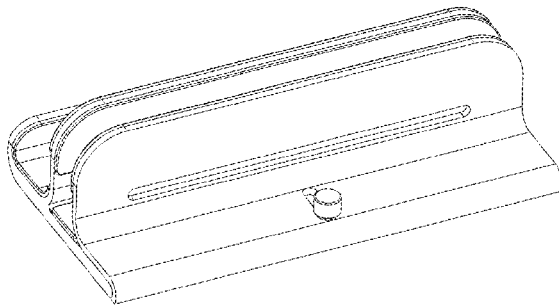
(57) **CLAIM**

The ornamental design for a laptop holder, as shown.

DESCRIPTION

FIG. 1 is a front elevational view of a laptop holder showing my new design;
FIG. 2 is a rear elevational view thereof;
FIG. 3 is a left side view thereof;
FIG. 4 is a right side view thereof;
FIG. 5 is a top plan view thereof;
FIG. 6 is a bottom plan view thereof;
FIG. 7 is a perspective view thereof;
FIG. 8 is a second perspective view thereof;
FIG. 9 is a third perspective view thereof;
FIG. 10 is a fourth perspective view thereof; and,
FIG. 11 is a fifth perspective view thereof.

1 Claim, 5 Drawing Sheets



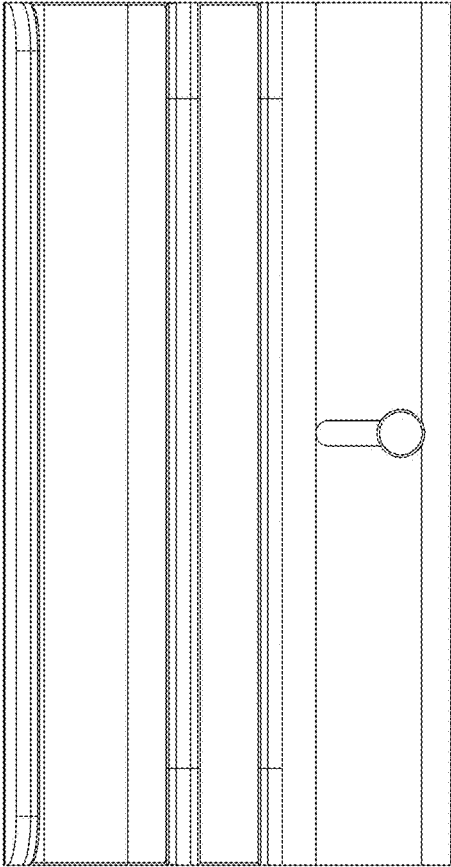


FIG. 1

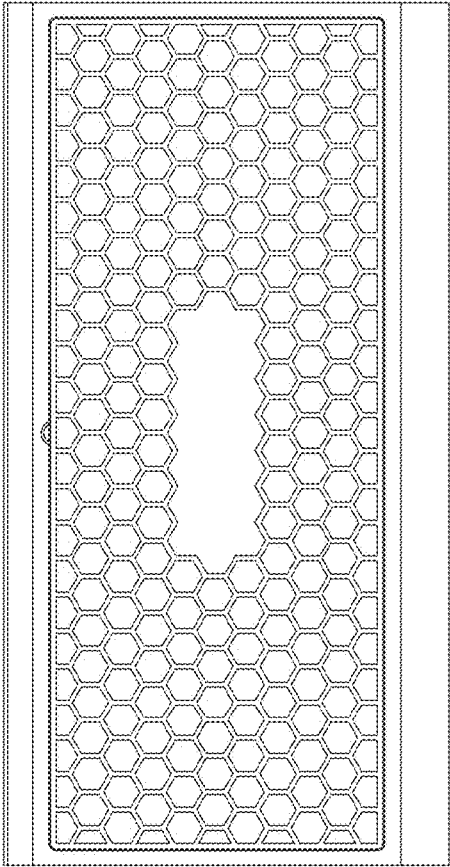


FIG. 2




FIG. 3

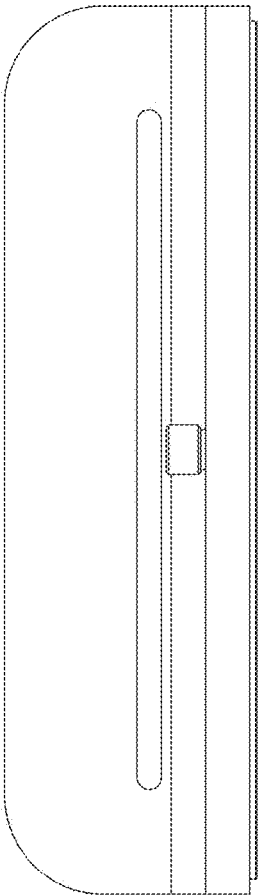


FIG. 4

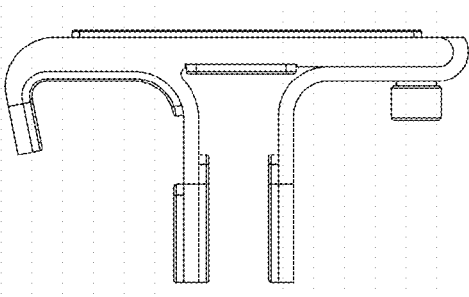


FIG. 5

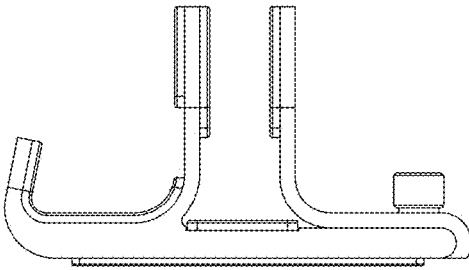


FIG. 6

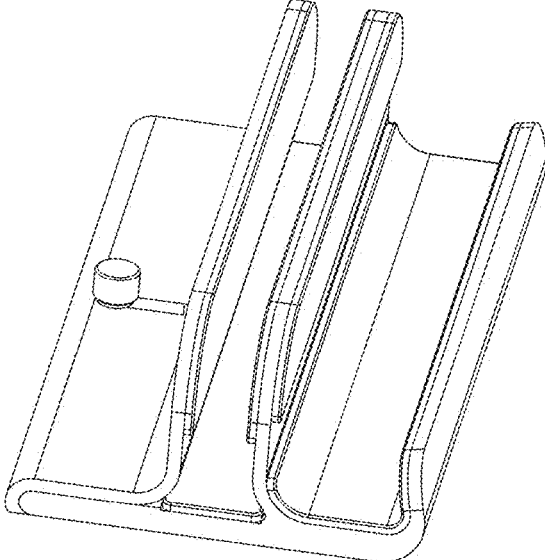


FIG. 7

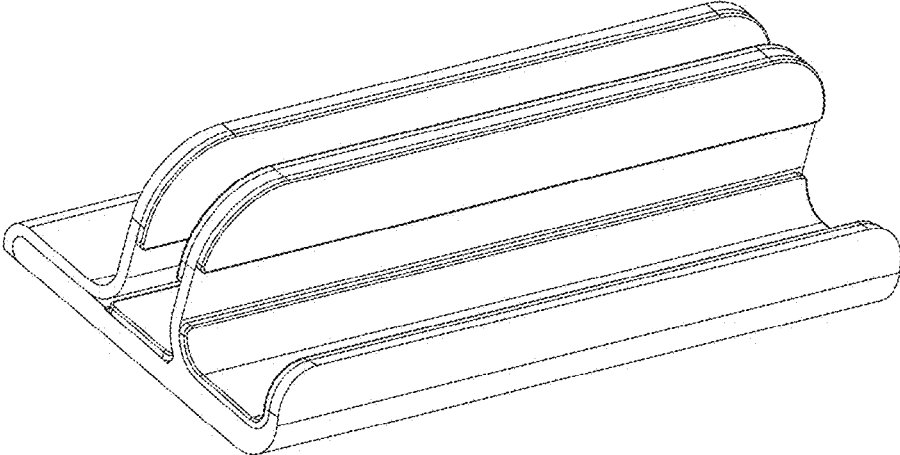


FIG. 8

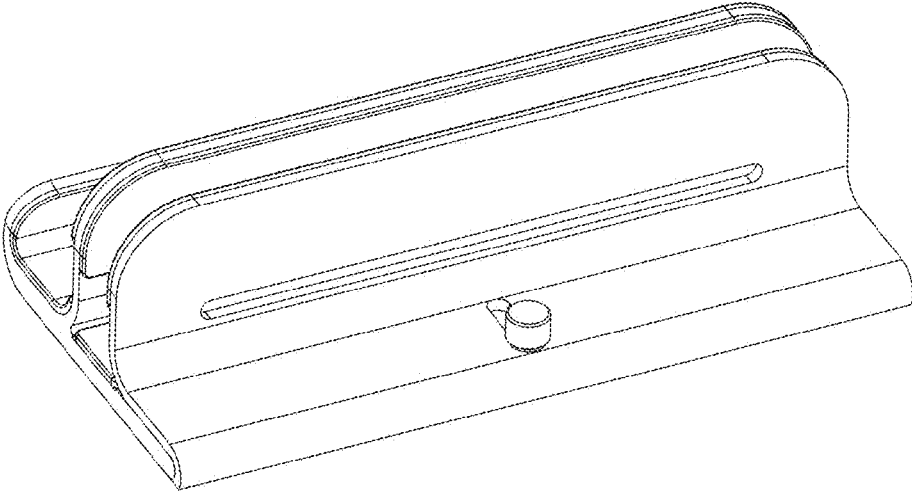


FIG. 9

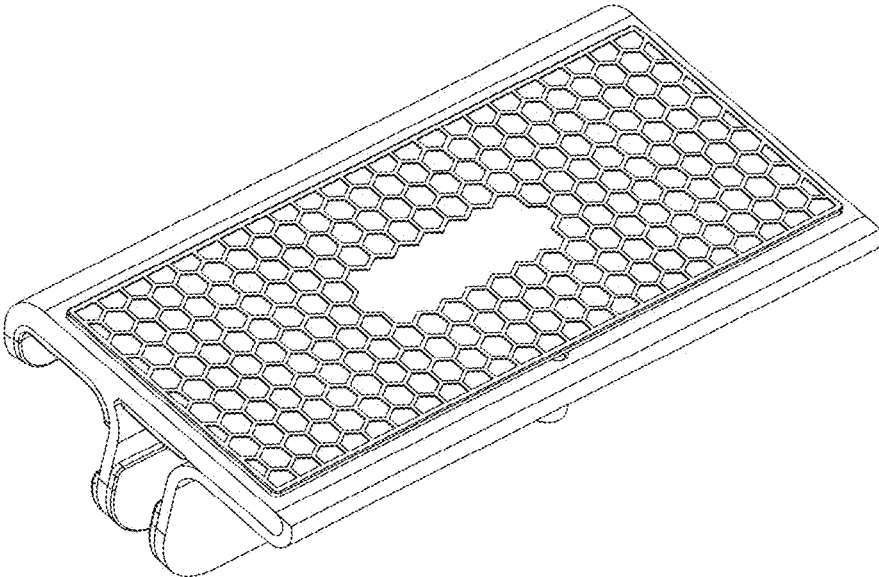


FIG. 10

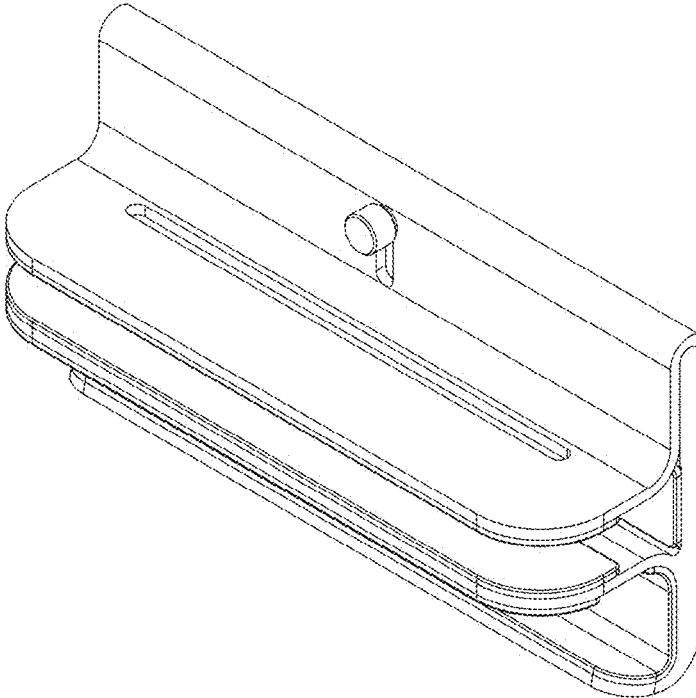


FIG. 11