



US00D848431S

(12) **United States Design Patent**
Kadonaga

(10) **Patent No.:** **US D848,431 S**

(45) **Date of Patent:** **** May 14, 2019**

(54) **MEMORY CARD**

(71) Applicant: **SONY CORPORATION**, Tokyo (JP)

(72) Inventor: **Akira Kadonaga**, Kanagawa (JP)

(73) Assignee: **SONY CORPORATION**, Tokyo (JP)

(**) Term: **15 Years**

(21) Appl. No.: **29/600,901**

(22) Filed: **Apr. 17, 2017**

19/07775; G06K 19/083; G06K 19/086;
G06K 19/145; G06K 19/18; G06K
2215/0022; G06K 2215/0025; G06K
2215/0028; G06K 2215/0031; G06K
2215/004; G06K 2215/0082; G06F 21/86;
G06F 21/87; G06F 21/77-21/80; G06F
21/85-21/88; G06F 21/00; G06Q
20/3229; G06Q 20/34; G06Q 20/341;
G06Q 20/346; G06Q 20/349; G06Q
20/3563; G06Q 20/3567; G06Q 20/357;
G06Q 20/3576; H05K 5/026; H05K
5/0256; H05K 5/0265; H05K 5/0269;
H05K 5/0273; H05K 5/0278; H05K
5/0282; H05K 5/0286; H05K 5/0291;
H05K 5/0295; H05K 5/03; H05K 5/04;
H05K 5/06; H05K 5/061; H05K 5/062;
H05K 5/063; H05K 5/064; H05K 5/065;
H05K 5/066; H05K 5/067; H05K 5/068;
H05K 5/069; H05K 7/00; H05K 7/005;
H05K 7/02; H05K 7/023; H05K 7/026;
H05K 7/04; H05K 7/10; H05K 7/1418;
H05K 7/142; H05K 7/1424; H05K
7/1427-7/1439; H05K 7/1461; H05K
7/1464-7/1474; H05K 7/1479; H05K
7/1481; H05K 7/1485-7/1488; H05K
2201/09745; H05K 2201/09754; H05K
2201/09763; H05K 2201/09772; H05K
2201/098; H05K 2201/09818; H05K
2201/10; H05K 2201/10007; H05K
2201/10098; H05K 2201/10143; H05K
2201/10159; H05K 2201/10174; H05K
2201/10212; H05K 2201/1028; H05K
2201/1031; H05K 2201/10431; H05K
2201/22; H05K 2201/10462; H05K
2201/10545; H05K 2201/10553; H05K
2201/1056; H05K 2201/10621; H05K
2201/10636; H05K 2203/05; H05K
3/368; H05K 3/3436; H05K 3/36; H05K
3/40; H05K 3/4007; H05K 3/4015; H05K
3/403; H05K 3/4053; H05K 3/4092;
H05K 3/42; H05K 3/421; H05K 3/46;

Related U.S. Application Data

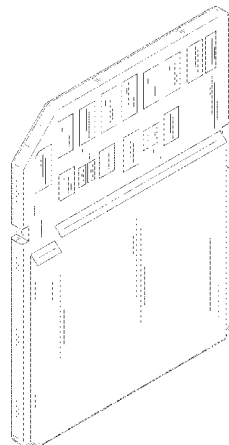
(63) Continuation-in-part of application No. 29/552,017,
filed on Jan. 19, 2016, now Pat. No. Des. 814,473.

(51) **LOC (11) CL.** **14-02**

(52) **U.S. Cl.**
USPC **D14/436**

(58) **Field of Classification Search**

USPC D14/435-438, 478-480; 235/441, 443,
235/487, 492, 493, 495; 361/737, 679,
361/752, 736, 728, 796, 797, 729, 730,
361/725-727; 257/678, 679, 693,
257/E23.064; 439/946, 948, 159;
174/250, 260, 52.1, 52.2; 710/300-303;
438/121
CPC G06K 19/06196; G06K 19/072; G06K
19/0721; G06K 19/0722; G06K 19/0723;
G06K 19/0724; G06K 19/0725; G06K
19/0726; G06K 19/0727; G06K 19/0728;
G06K 19/073; G06K 19/07309; G06K
19/077; G06K 19/07701; G06K
19/07715; G06K 19/0772; G06K
19/07722; G06K 19/07724; G06K
19/07726; G06K 19/07728; G06K
19/0773; G06K 19/07735; G06K
19/07737; G06K 19/07739; G06K
19/07741; G06K 19/07743; G06K
19/07745; G06K 19/07747; G06K
19/07749; G06K 19/07758; G06K
19/07767; G06K 19/07769; G06K
19/07771; G06K 19/07773; G06K



H05K 1/14; H05K 1/141; H05K 1/142;
H05K 1/144; H05K 1/145; H05K 1/182;
H04N 2201/216

Primary Examiner — Susan Moon Lee
(74) Attorney, Agent, or Firm — Michael Best and
Friedrich LLP

See application file for complete search history.

(56)

References Cited

U.S. PATENT DOCUMENTS

D298,326 S * 11/1988 Kimura D14/436
5,242,310 A * 9/1993 Leung H05K 5/0269
235/492
5,333,100 A * 7/1994 Anhalt G06K 19/077
174/390
5,339,222 A * 8/1994 Simmons H05K 5/0269
174/371
D370,904 S * 6/1996 Nakata D14/436
D378,085 S * 2/1997 Kerklaan D14/436
D410,913 S * 6/1999 Saito D14/436
D415,132 S 10/1999 Homma et al.
D421,597 S 3/2000 Oba et al.
D421,967 S 3/2000 Oba et al.
D425,072 S * 5/2000 Dosch D14/242
D432,540 S * 10/2000 Laity D14/436
D434,042 S * 11/2000 Yasufuku D14/436
D435,256 S * 12/2000 Hibino D14/435
D452,495 S * 12/2001 Murnaghan D14/242
D458,267 S * 6/2002 Goto D14/436
D458,935 S * 6/2002 Hiroki D14/436
D469,776 S * 2/2003 Laity D14/435
D482,025 S * 11/2003 Laity D14/242
D502,465 S * 3/2005 Laity D14/242
D504,433 S * 4/2005 Nishizawa D14/436
D522,520 S * 6/2006 Hsu D14/480.6
D523,435 S 6/2006 Takiar et al.
D525,623 S 7/2006 Takiar et al.
D525,978 S 8/2006 Takiar et al.
D537,081 S * 2/2007 Takiar D14/436
D563,430 S 3/2008 Deguchi et al.
D628,202 S * 11/2010 Pomerantz D14/436
D638,431 S * 5/2011 Pomerantz D14/436
D639,302 S * 6/2011 Nakamura D14/436
D642,173 S * 7/2011 Lee D14/365
D643,040 S * 8/2011 Sedio D14/436
D666,201 S * 8/2012 Gallagher D14/435
D681,640 S 5/2013 Aoki et al.
D689,483 S * 9/2013 Wu D14/240
D814,473 S * 4/2018 Kadonaga D14/436
2004/0070952 A1 * 4/2004 Higuchi G06K 19/0719
361/737
2005/0279838 A1 * 12/2005 Wang G06K 19/077
235/492
2005/0281010 A1 * 12/2005 Wang H05K 1/117
361/752
2006/0194479 A1 * 8/2006 Osako G06K 19/07739
439/638
2011/0128207 A1 * 6/2011 Arimura G06K 19/07743
343/906
2013/0258576 A1 * 10/2013 Ben-Gad G06K 13/0806
361/679.32
2017/0154003 A1 * 6/2017 Han G06K 13/08

FOREIGN PATENT DOCUMENTS

CN 302393041 S 4/2013
EM 002269746-0001 S 2/2015
JP 2003-091700 A 3/2003

OTHER PUBLICATIONS

Furumiya, "Today's Goods—Protect Valuable Data from Water! Waterproof SD Card", Ke-tai Watch, Website http://k-tai.watch.impress.co.jp/cda/article/todays_goods/20086.html, Aug. 11, 2004, Impress Corporation, Japan.

* cited by examiner

(57)

CLAIM

The ornamental design for a memory card, as shown and described.

DESCRIPTION

FIG. 1 is a perspective view of a first embodiment of a memory card showing my new design; FIG. 2 is a front elevational view thereof; FIG. 3 is a rear elevational view thereof; FIG. 4 is a left side elevational view thereof; FIG. 5 is a right side elevational view thereof; FIG. 6 is a top plan view thereof; and FIG. 7 is a bottom plan view thereof. FIG. 8 is an enlarged partial left side elevational view thereof along the lines 8-8 of FIG. 4. FIG. 9 is a perspective view of a second embodiment of a memory card showing my new design; FIG. 10 is a front elevational view thereof; FIG. 11 is a rear elevational view thereof; FIG. 12 is a left side elevational view thereof; FIG. 13 is a right side elevational view thereof; FIG. 14 is a top plan view thereof; and FIG. 15 is a bottom plan view thereof. FIG. 16 is an enlarged partial left side elevational view thereof along the lines 16-16 of FIG. 12. FIG. 17 is a perspective view of a third embodiment of a memory card showing my new design; FIG. 18 is a front elevational view thereof; FIG. 19 is a rear elevational view thereof; FIG. 20 is a left side elevational view thereof; FIG. 21 is a right side elevational view thereof; FIG. 22 is a top plan view thereof; and FIG. 23 is a bottom plan view thereof. FIG. 24 is an enlarged partial left side elevational view thereof along the lines 24-24 of FIG. 20. FIG. 25 is a perspective view of a fourth embodiment of a memory card showing my new design; FIG. 26 is a front elevational view thereof; FIG. 27 is a rear elevational view thereof; FIG. 28 is a left side elevational view thereof; FIG. 29 is a right side elevational view thereof; FIG. 30 is a top plan view thereof; and FIG. 31 is a bottom plan view thereof. FIG. 32 is a partially enlarged left side elevational view thereof along the line 32-32 of FIG. 28. FIG. 33 is a perspective view of a fifth embodiment of a memory card showing my new design; FIG. 34 is a front elevational view thereof; FIG. 35 is a rear elevational view thereof; FIG. 36 is a left side elevational view thereof; FIG. 37 is a right side elevational view thereof; FIG. 38 is a top plan view thereof; and FIG. 39 is a bottom plan view thereof. FIG. 40 is a partially enlarged left side elevational view thereof along the line 40-40 of FIG. 36. FIG. 41 is a perspective view of a sixth embodiment of a memory card showing my new design; FIG. 42 is a front elevational view thereof; FIG. 43 is a rear elevational view thereof; FIG. 44 is a left side elevational view thereof;

FIG. 45 is a right side elevational view thereof;
FIG. 46 is a top plan view thereof; and
FIG. 47 is a bottom plan view thereof.
FIG. 48 is a partially enlarged left side elevational view thereof along the line 48-48 of FIG. 44.
FIG. 49 is a perspective view of a seventh embodiment of a memory card showing my new design;
FIG. 50 is a front elevational view thereof;
FIG. 51 is a rear elevational view thereof;
FIG. 52 is a left side elevational view thereof;
FIG. 53 is a right side elevational view thereof;
FIG. 54 is a top plan view thereof; and
FIG. 55 is a bottom plan view thereof.
FIG. 56 is a partially enlarged left side elevational view thereof along the line 56-56 of FIG. 52.
FIG. 57 is a perspective view of an eighth embodiment of a memory card showing my new design;
FIG. 58 is a front elevational view thereof;
FIG. 59 is a rear elevational view thereof;
FIG. 60 is a left side elevational view thereof;

FIG. 61 is a right side elevational view thereof;
FIG. 62 is a top plan view thereof; and
FIG. 63 is a bottom plan view thereof.
FIG. 64 is a partially enlarged left side elevational view thereof along the line 64-64 of FIG. 60.
FIG. 65 is a perspective view of a ninth embodiment of a memory card showing my new design;
FIG. 66 is a front elevational view thereof;
FIG. 67 is a rear elevational view thereof;
FIG. 68 is a left side elevational view thereof;
FIG. 69 is a right side elevational view thereof;
FIG. 70 is a top plan view thereof; and,
FIG. 71 is a bottom plan view thereof.
The even-dash broken lines illustrating a portion of the memory card form no part of the claimed design. Dot-dash broken lines showing of a part of the memory card define the boundaries of the claimed design and are not included in the claimed design.

1 Claim, 36 Drawing Sheets

FIG.1




FIG.8

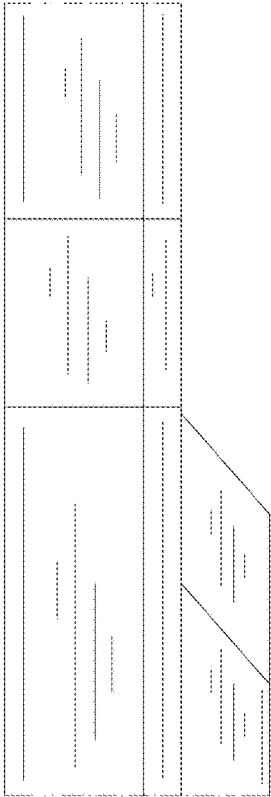


FIG.2




FIG.3




FIG.4

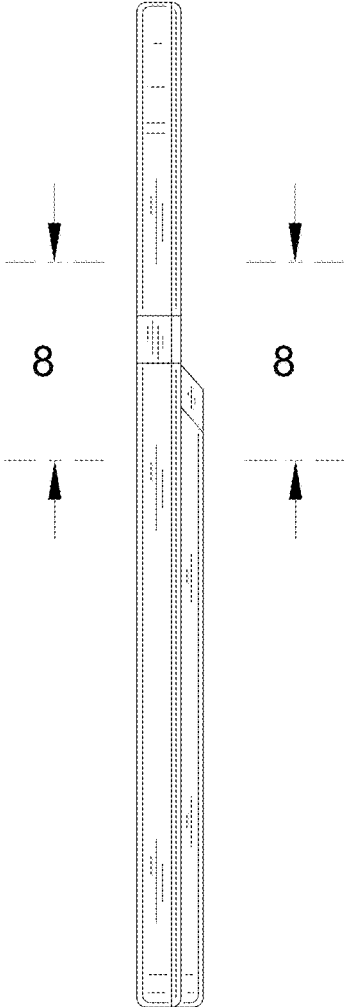


FIG.5




FIG.6




FIG.7




FIG.9

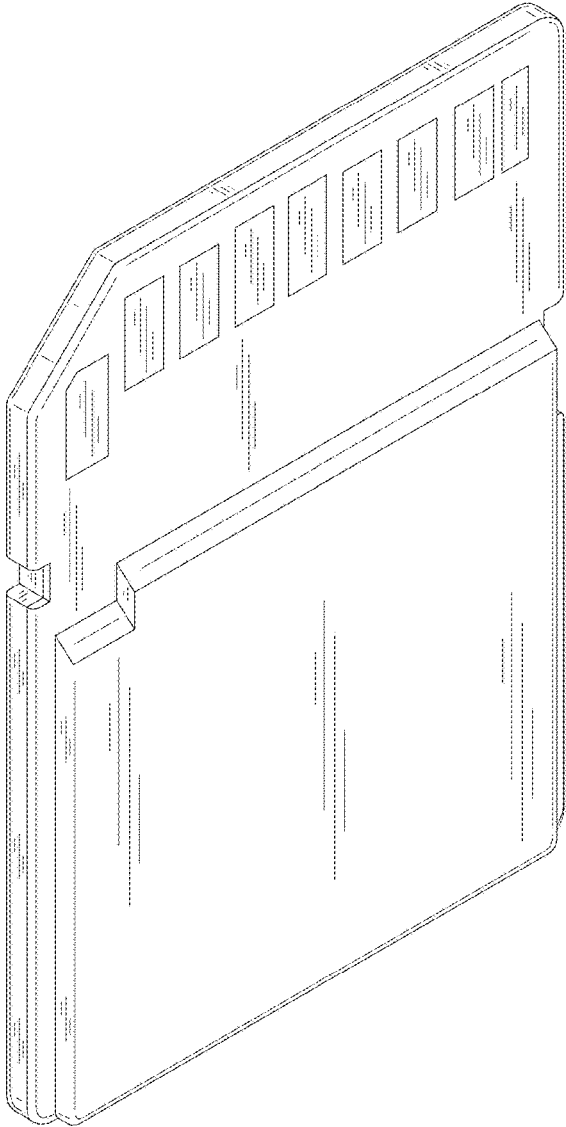


FIG.16

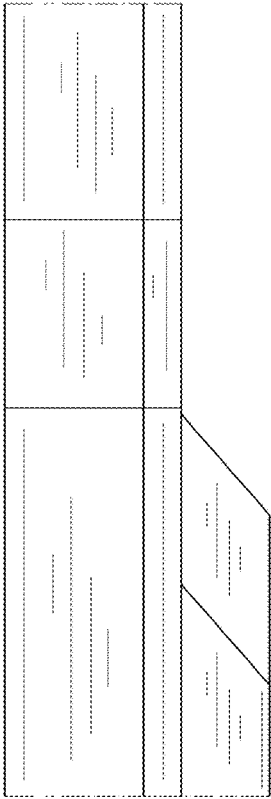


FIG.10




FIG.11




FIG.12

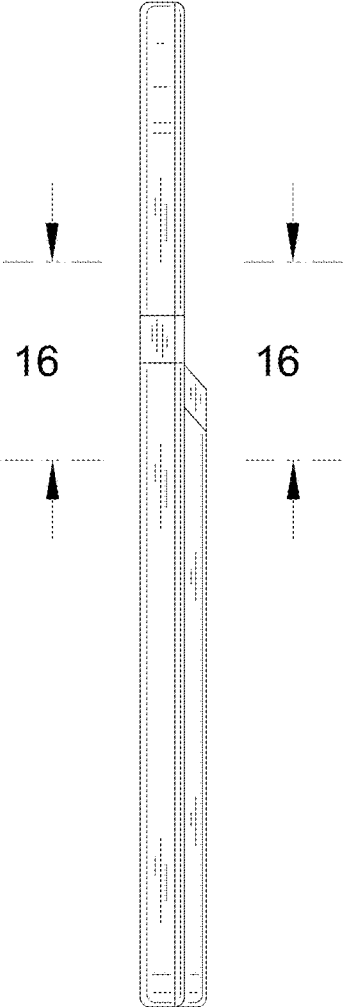


FIG.13




FIG.14



FIG.15



FIG.17

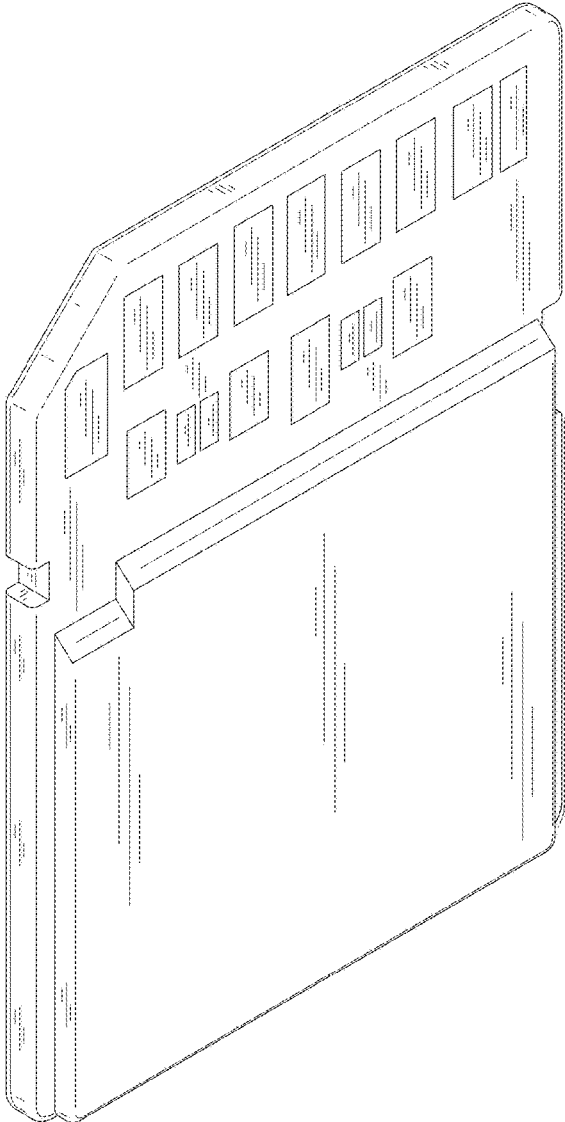


FIG.24

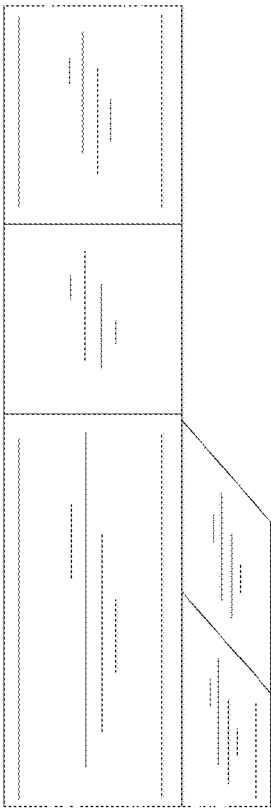


FIG.18





FIG.19



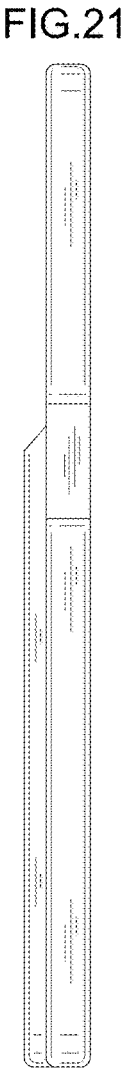
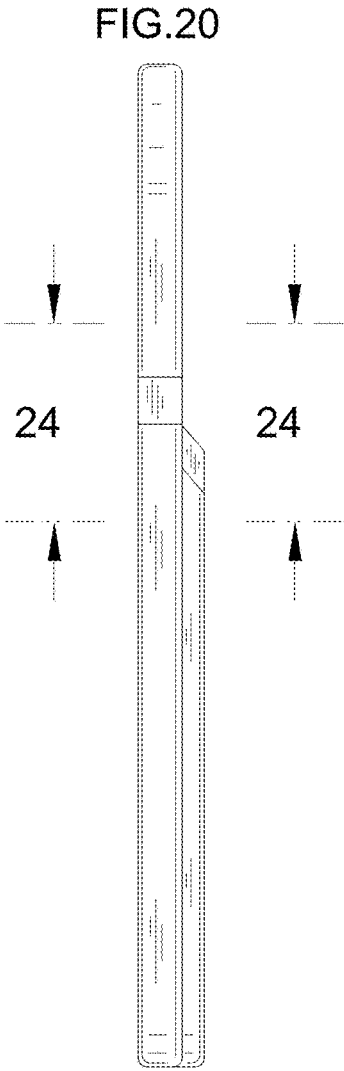


FIG.22




FIG.23




FIG.25




FIG.32

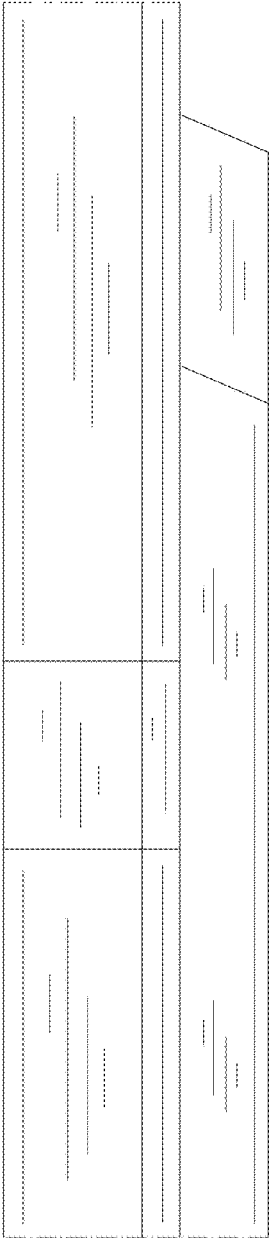


FIG.26





FIG.27



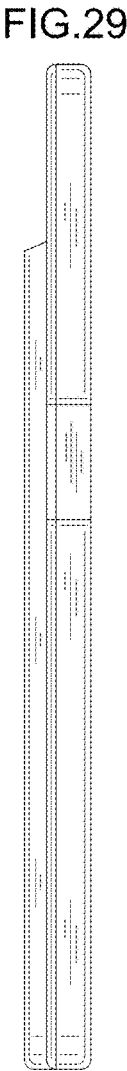
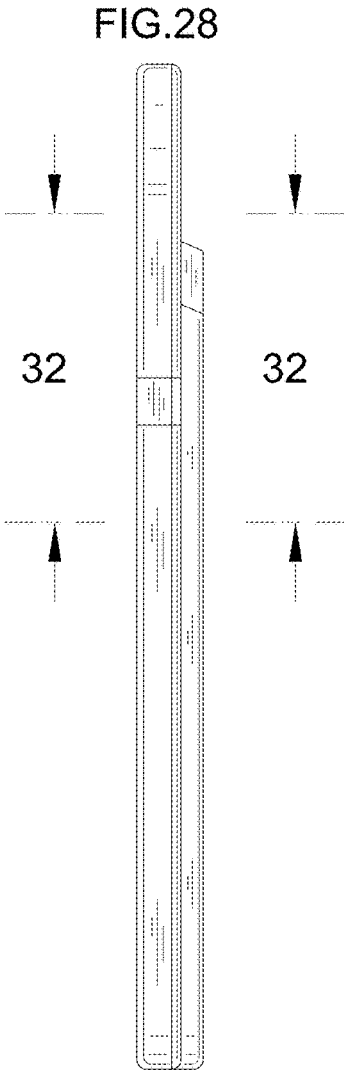


FIG.30



FIG.31




FIG.33

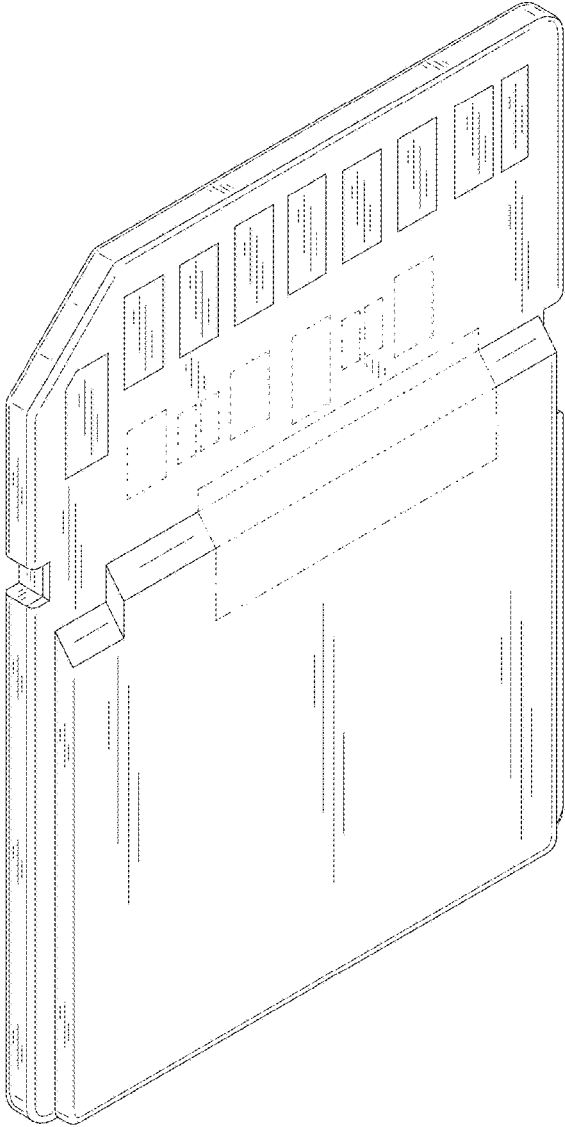


FIG.40

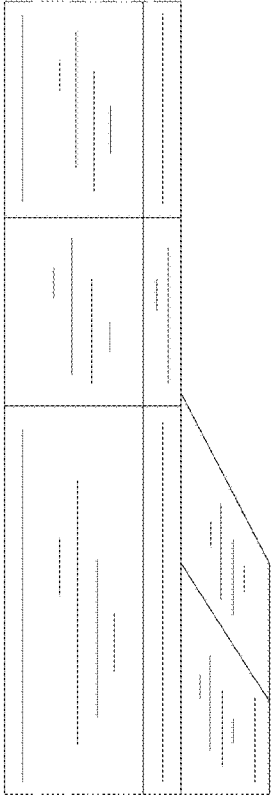


FIG.34

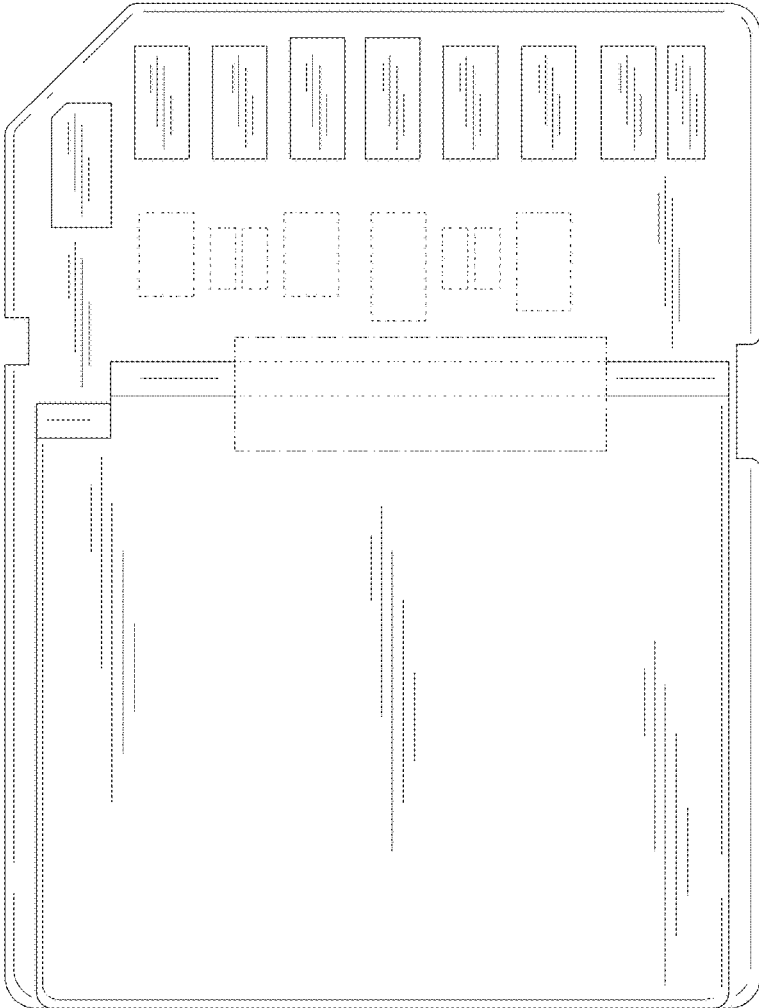


FIG.35




FIG.36

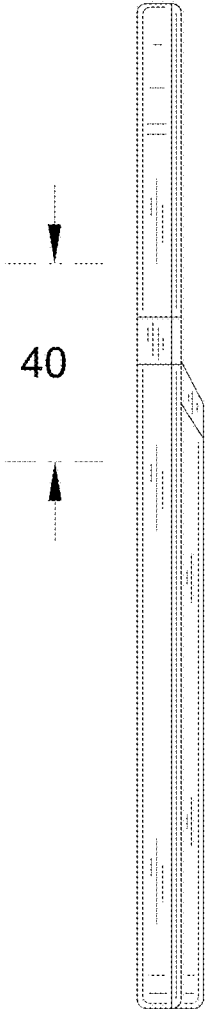


FIG.37



FIG.38




FIG.39



FIG.41

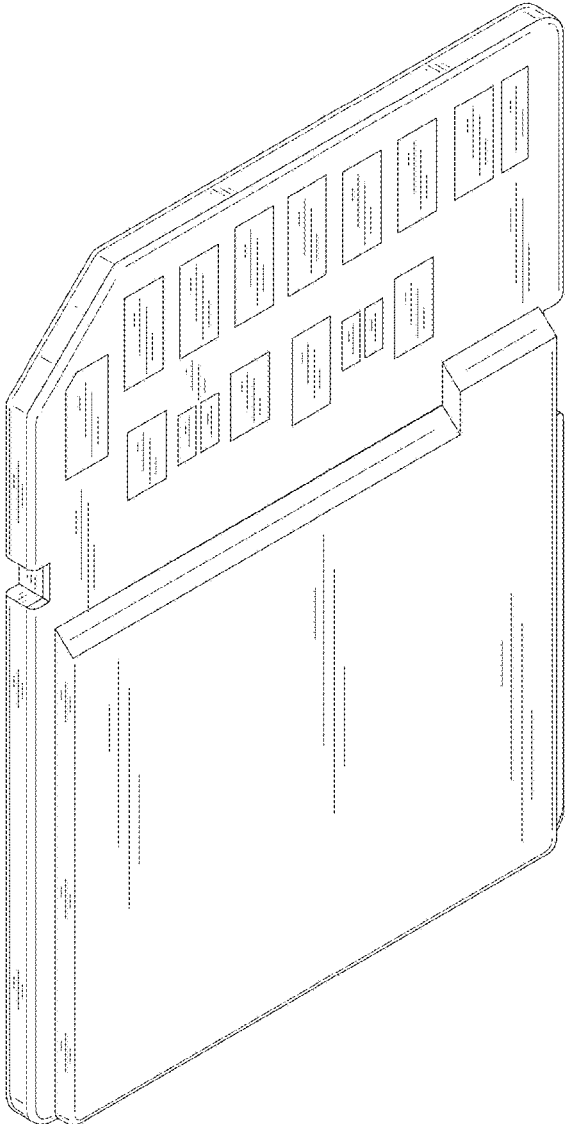


FIG.48

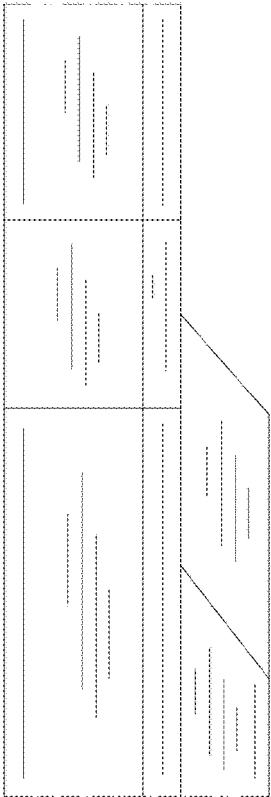


FIG.42

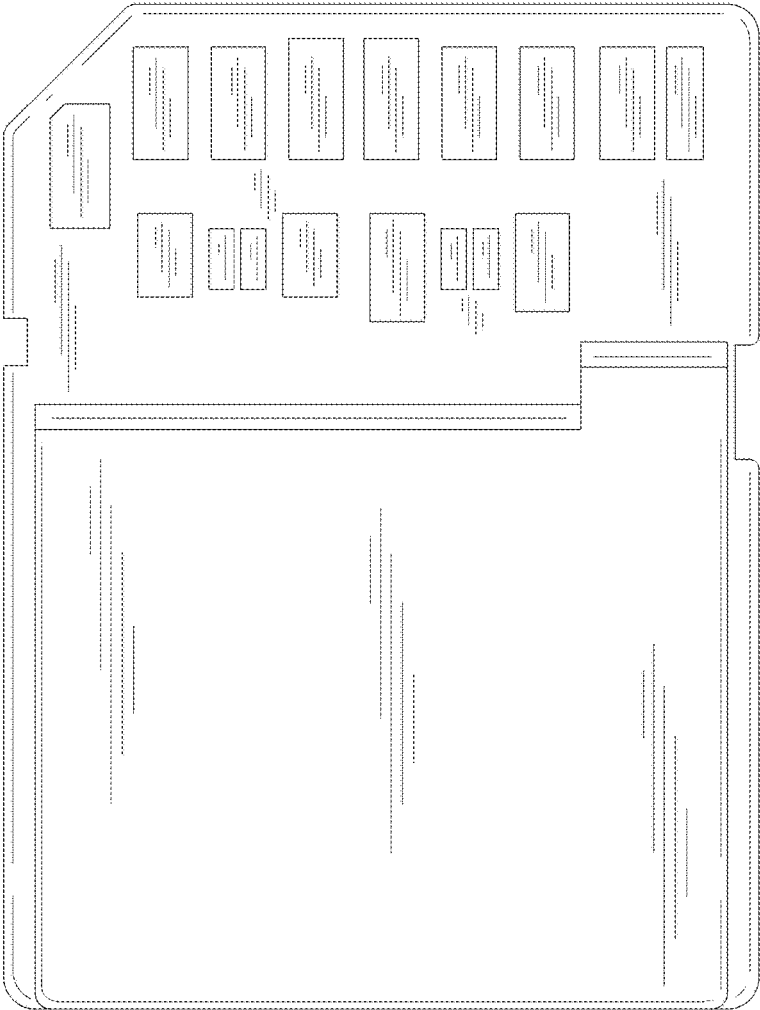


FIG.43




FIG.44

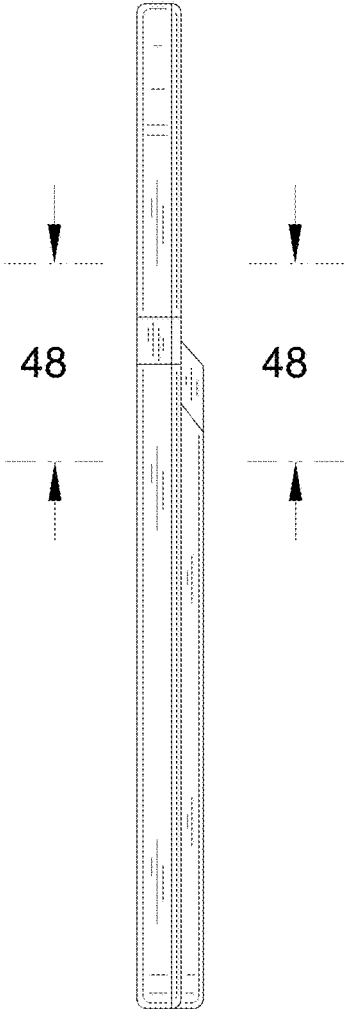


FIG.45



FIG.46




FIG.47




FIG.49

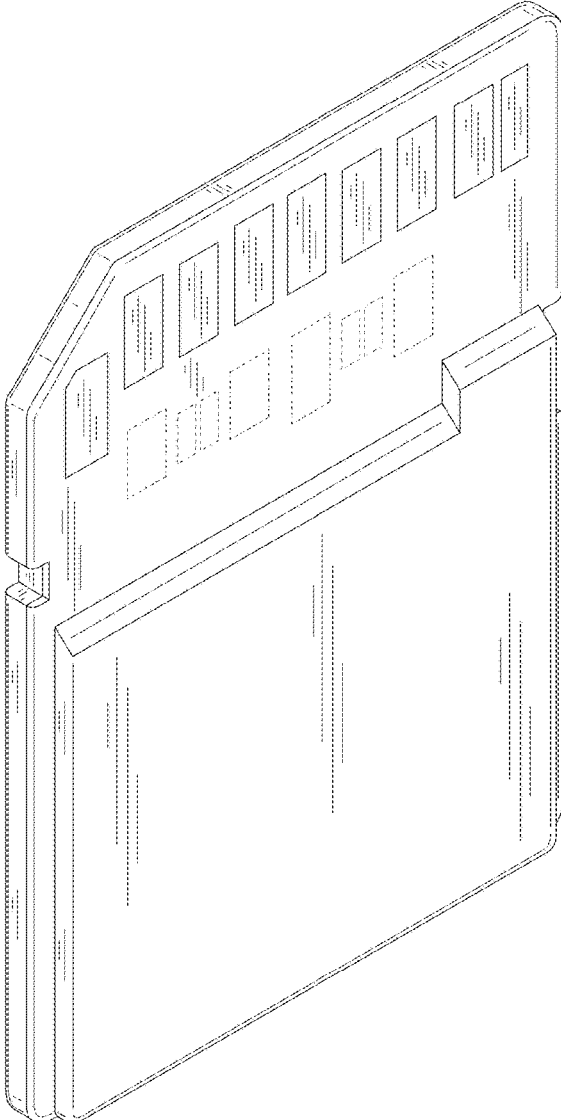


FIG.56

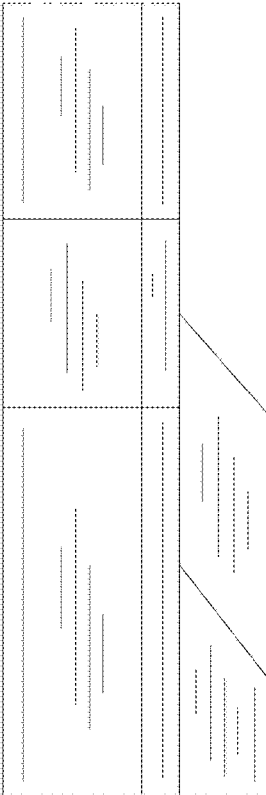


FIG.50

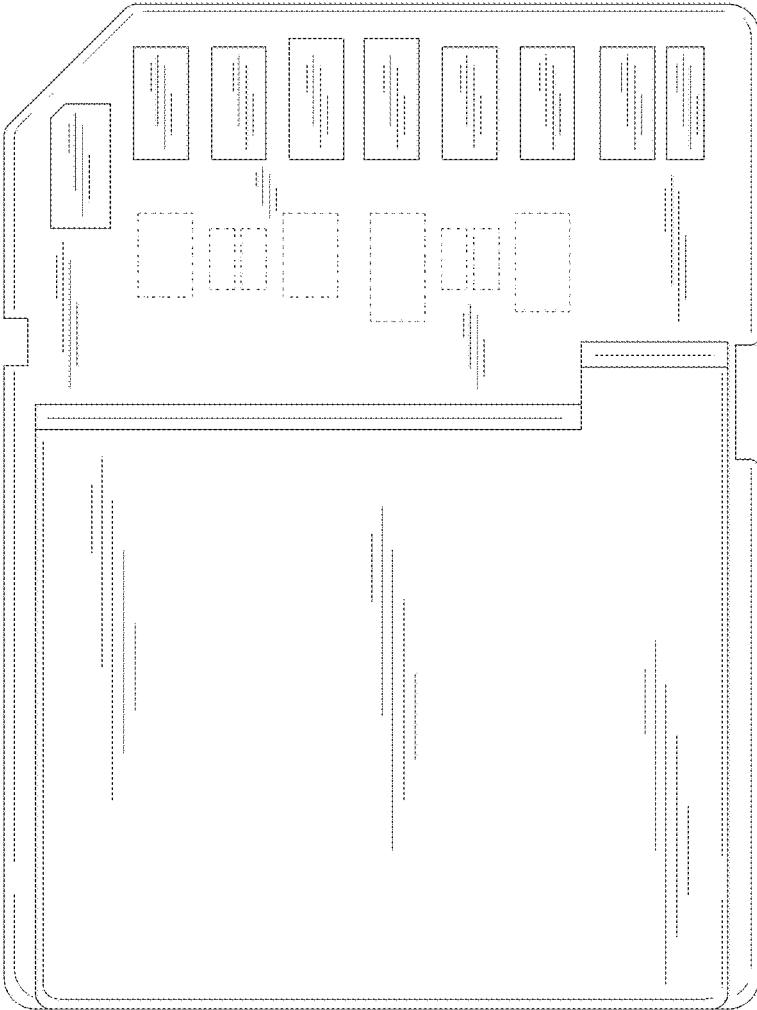


FIG.51



FIG.52

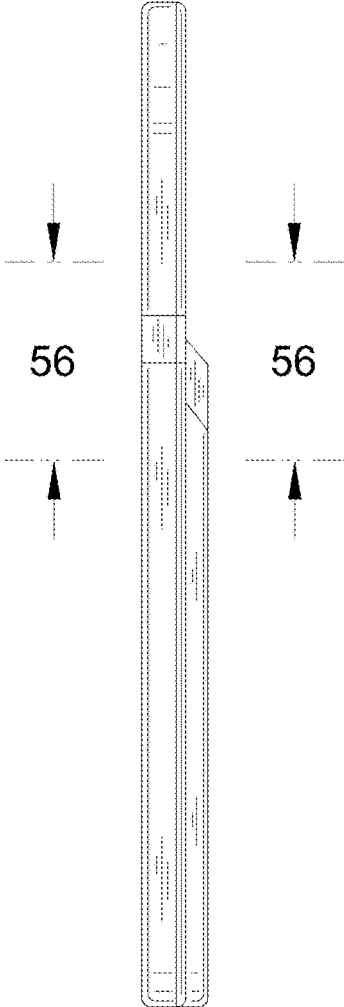


FIG.53



FIG.54




FIG.55




FIG.57




FIG.64




FIG.58





FIG.59



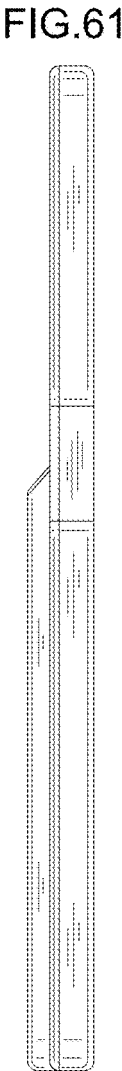
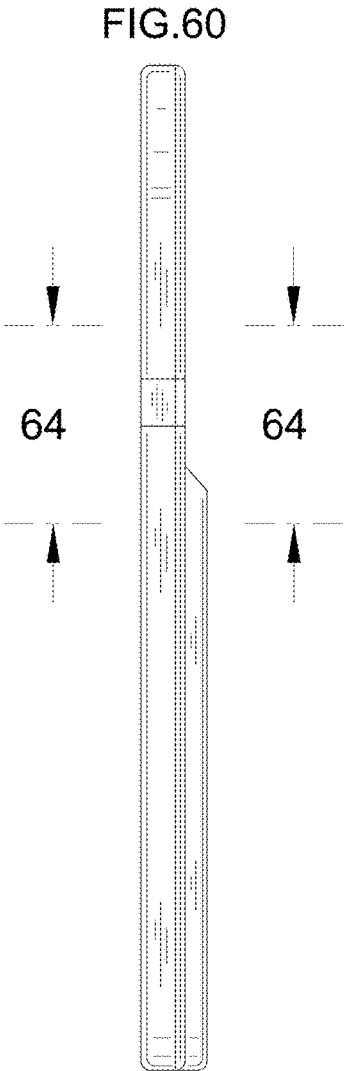


FIG.62



FIG.63




FIG.65

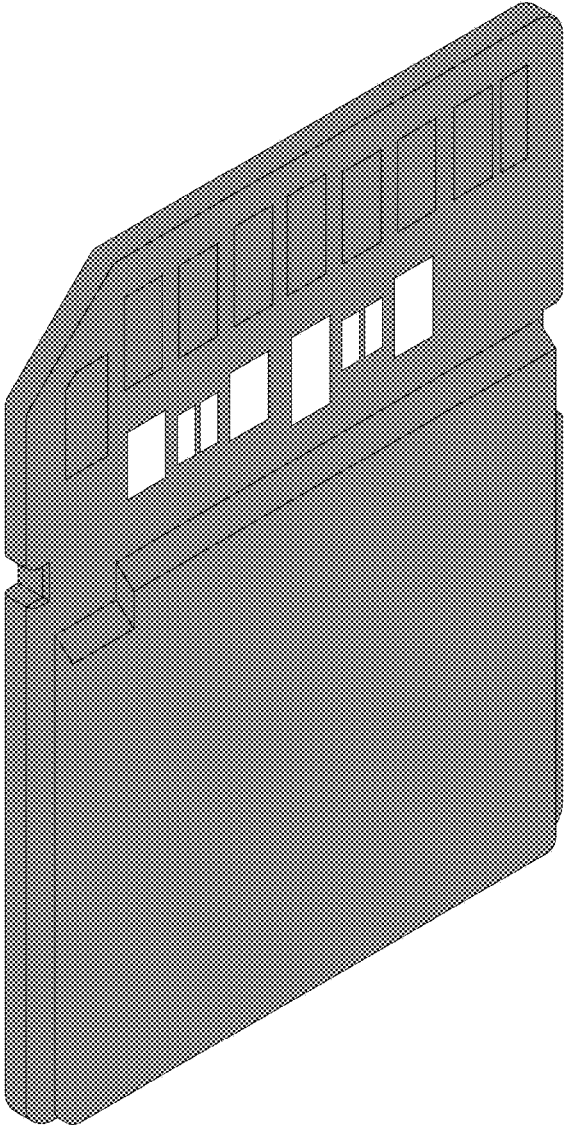


FIG.66

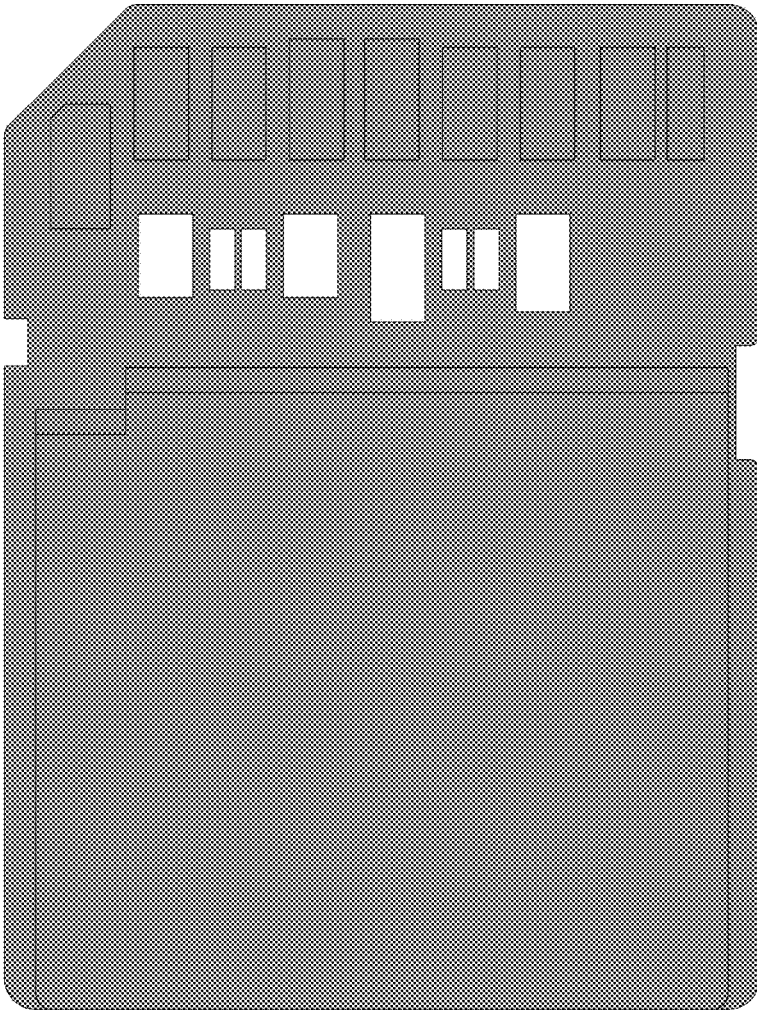


FIG.67




FIG.68



FIG.69




FIG.70



FIG.71

