



US00D766801S

(12) **United States Design Patent**
Lin et al.

(10) **Patent No.:** **US D766,801 S**
(45) **Date of Patent:** **** Sep. 20, 2016**

(54) **BICYCLE HUB**
(71) Applicants: **Shang-Feng Lin**, Taichung (TW);
Hsiao-Wen Huang, Taichung (TW)

(72) Inventors: **Shang-Feng Lin**, Taichung (TW);
Hsiao-Wen Huang, Taichung (TW)

(**) Term: **14 Years**

(21) Appl. No.: **29/526,553**

(22) Filed: **May 11, 2015**

(51) **LOC (10) Cl.** **12-16**

(52) **U.S. Cl.**
USPC **D12/207**

(58) **Field of Classification Search**
USPC D12/204-213; 280/250.1, 279; 301/59,
301/110.5, 108.5; 384/545
CPC B60B 7/00; B60B 7/02; B60B 7/04;
B60B 7/01; B60B 7/06; B60B 3/02; B60B
3/04; B60B 3/06; B60B 3/10; B60B 1/00;
B60B 1/08; B60B 1/10; B60B 1/12; B60B
27/02; B60B 27/0052; B60B 27/0078;
B60B 27/026; B62K 25/02
See application file for complete search history.

(56) **References Cited**

U.S. PATENT DOCUMENTS

D30,116 S *	1/1899	Barker	D12/207
D281,155 S *	10/1985	Scura	D12/207
D340,888 S *	11/1993	Ringle	D12/207
D364,842 S *	12/1995	Hoepfner	D12/207
D365,310 S *	12/1995	Chen	D12/207
D369,336 S *	4/1996	Zemlicka	D12/207
D381,310 S *	7/1997	Zemlicka	D12/207
D430,093 S *	8/2000	Muraoka	D12/207

D436,337 S *	1/2001	Yu	D12/207
D440,533 S *	4/2001	Muraoka	D12/207
6,318,810 B1 *	11/2001	Miyake	B60B 27/02 301/110.5
D539,718 S *	4/2007	Asano	D12/207
7,997,664 B2 *	8/2011	Wu	B60B 27/02 301/110.5
D647,838 S *	11/2011	Lohr	D12/207
8,176,631 B2 *	5/2012	Hsieh	B60B 27/0078 301/110.5
D666,545 S *	9/2012	Kappius	D12/207
D721,315 S *	1/2015	Delavy	D12/207
9,085,197 B2 *	7/2015	Fujita	B62K 25/02

* cited by examiner

Primary Examiner — Stacia Cadmus

(74) *Attorney, Agent, or Firm* — Muncy, Geissler, Olds & Lowe, P.C.

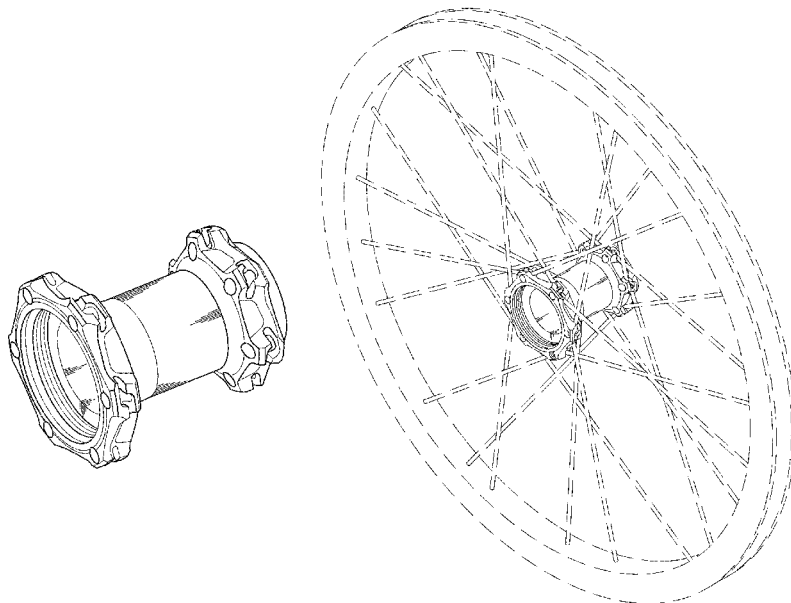
(57) **CLAIM**

The ornamental design for a bicycle hub, as shown and described.

DESCRIPTION

FIG. 1 is a perspective view of a bicycle hub, showing our new design;
FIG. 2 is a front elevational view thereof;
FIG. 3 is a rear elevational view thereof;
FIG. 4 is a left side elevational view thereof;
FIG. 5 is a right side elevational view thereof;
FIG. 6 is a top plan view thereof;
FIG. 7 is a bottom plan view thereof; and,
FIG. 8 is a perspective view of the bicycle hub shown in its position of use.
The broken line showing of the bicycle wheel in FIG. 8 is included for the purpose of illustrating environment and forms no part of the claimed design.

1 Claim, 5 Drawing Sheets



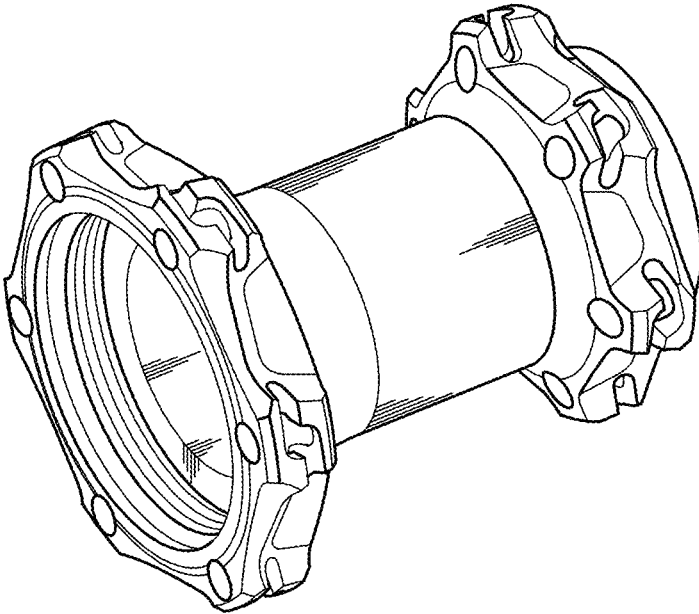


FIG.1

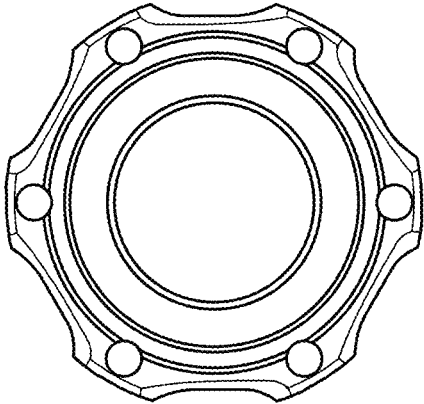


FIG.2

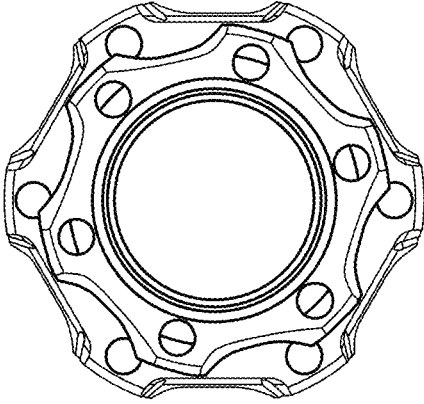


FIG.3

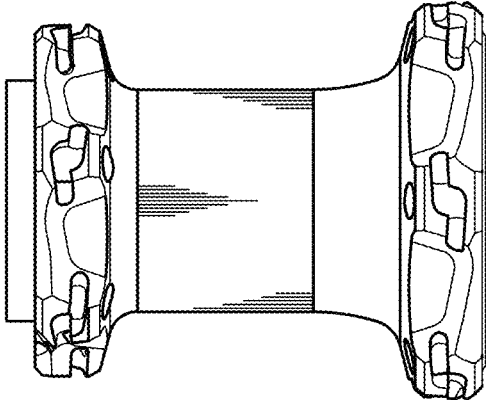


FIG.4

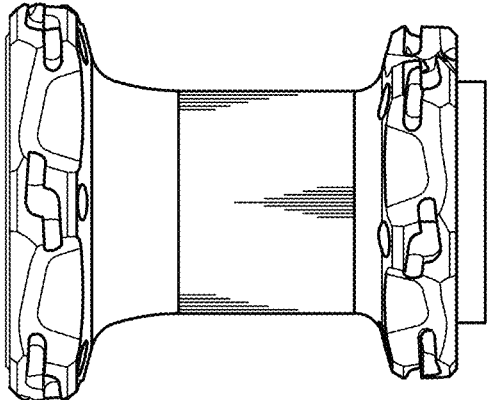


FIG.5

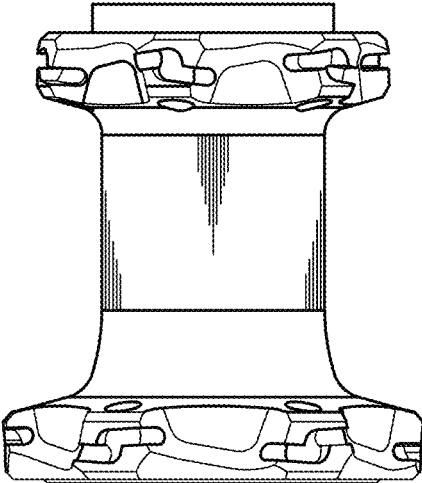


FIG.6

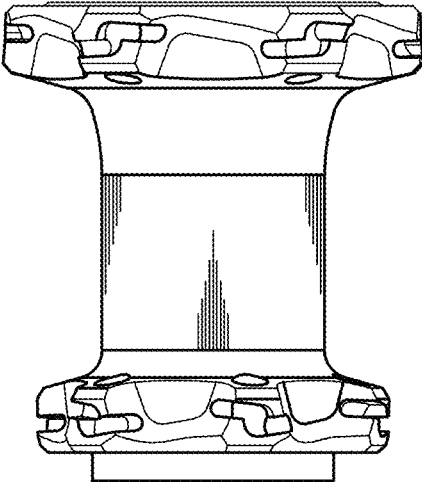


FIG.7

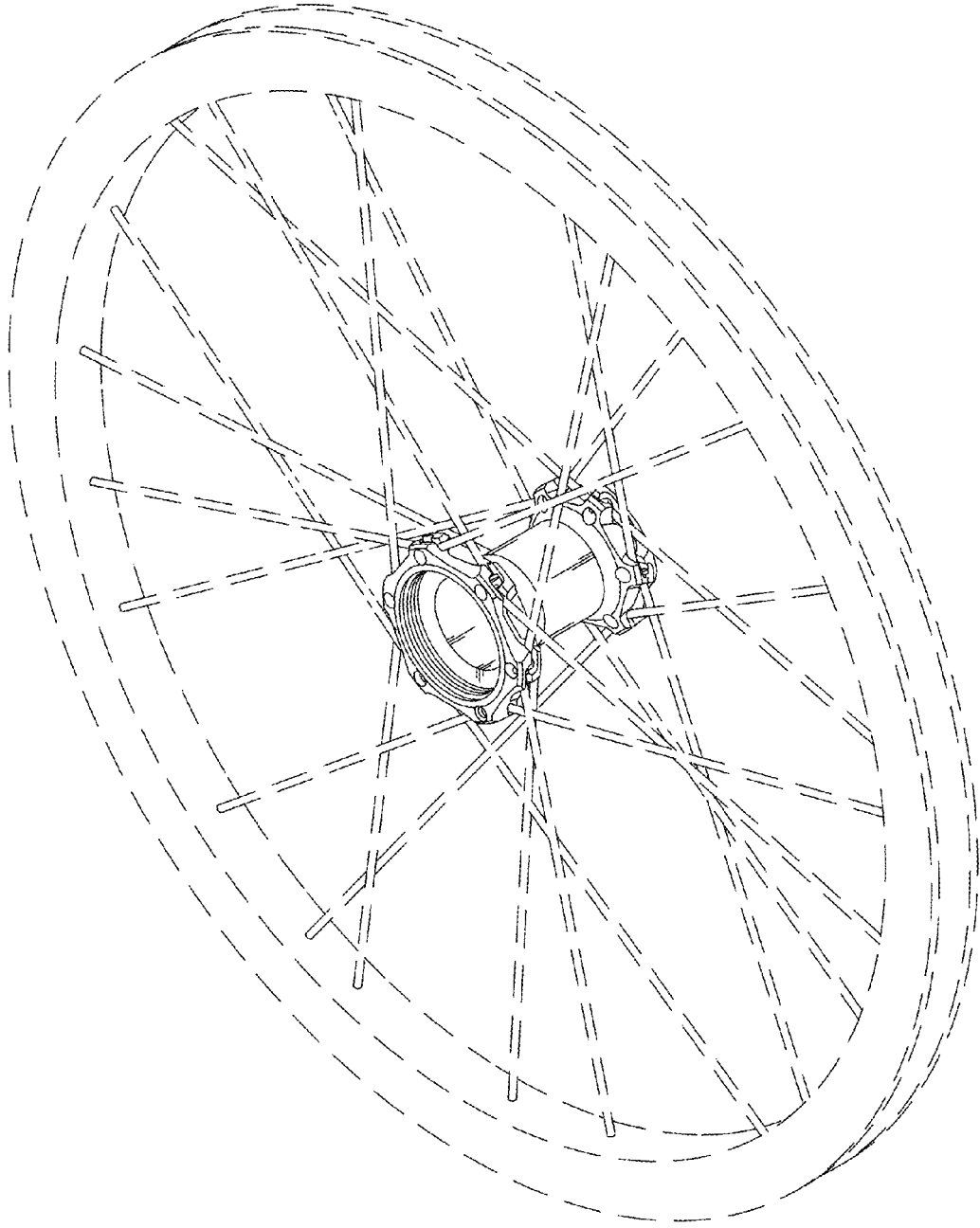


FIG.8