



(12) **United States Design Patent**  
**Biderman et al.**

(10) **Patent No.:** **US D801,249 S**  
(45) **Date of Patent:** **\*\* Oct. 31, 2017**

- (54) **HUB FOR MOTORIZED WHEEL**
- (71) Applicant: **Superpedestrian Inc.**, Cambridge, MA (US)
- (72) Inventors: **Assaf Biderman**, Boston, MA (US); **Carlo Ratti**, Turin (IT); **Christine Louise Outram**, Los Angeles, CA (US)
- (73) Assignee: **Massachusetts Institute of Technology**, Cambridge, MA (US)
- (\*\*) Term: **14 Years**
- (21) Appl. No.: **29/514,538**
- (22) Filed: **Jan. 13, 2015**

D269,506 S *	6/1983	Suzuki	D12/205
D269,603 S *	7/1983	Whitmarsh	D12/205
6,802,385 B2 *	10/2004	Pyntikov	B60L 11/007 180/220
6,927,524 B2 *	8/2005	Pyntikov	H02K 1/141 310/254.1
6,971,467 B2 *	12/2005	Katsaros	B62M 7/12 180/206.5
7,156,196 B2 *	1/2007	Katsaros	B60L 11/007 180/2.2
D579,844 S *	11/2008	Hed	D12/207
7,673,946 B1 *	3/2010	Hed	B60L 7/00 301/110.5
7,721,835 B2	5/2010	Radtke et al.	
D625,333 S *	10/2010	Tanaka	D12/111
8,131,413 B2 *	3/2012	Yuan	B60L 8/003 180/218
8,657,047 B2 *	2/2014	Urabe	B62M 6/65 180/220

(Continued)

**Related U.S. Application Data**

- (63) Continuation of application No. 12/960,461, filed on Dec. 3, 2010, now Pat. No. 9,027,681.

- (51) **LOC (10) Cl.** ..... **12-16**
- (52) **U.S. Cl.**  
USPC ..... **D12/207**

- (58) **Field of Classification Search**  
USPC ..... D12/204-213, 111, 123; D15/3; 301/6.5  
CPC .... B60B 7/00; B60B 7/02; B60B 7/04; B60B 7/01; B60B 7/06; B60B 3/02; B60B 3/04; B60B 3/06; B60B 3/10; B60B 1/00; B60B 1/08; B60B 1/10; B60B 1/12; B60B 1/003; B60B 27/04; B60B 27/0015; B60L 8/003; B60L 11/007; H02K 1/141; B62M 7/12  
See application file for complete search history.

**References Cited**

**U.S. PATENT DOCUMENTS**

D103,728 S *	3/1937	LeJeune	D12/211
D218,964 S *	10/1970	Shimano et al.	D12/205
D248,747 S *	8/1978	Hood	D12/205

*Primary Examiner* — Stacia Cadmus  
(74) *Attorney, Agent, or Firm* — GTC Law Group PC & Affiliates

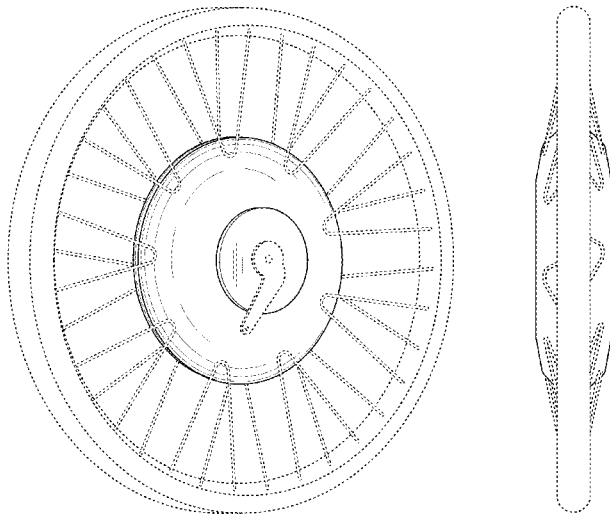
(57) **CLAIM**

The ornamental design for a hub for a motorized wheel, as shown and described.

**DESCRIPTION**

FIG. 1 is a perspective view of the right, non drive side of the hub for motorized wheel hub; and  
FIG. 2 is a plan view of the right, non drive side of the hub for motorized wheel; and  
FIG. 3 is a plan view of the left, drive side of the hub for motorized wheel hub; and  
FIG. 4 is front view of the hub for motorized wheel; and,  
FIG. 5 is a perspective view of the left, drive side of the hub for motorized wheel attached to a bicycle.  
In the drawings, the broken lines depict environmental subject matter only and form no part of the claimed design.

**1 Claim, 5 Drawing Sheets**



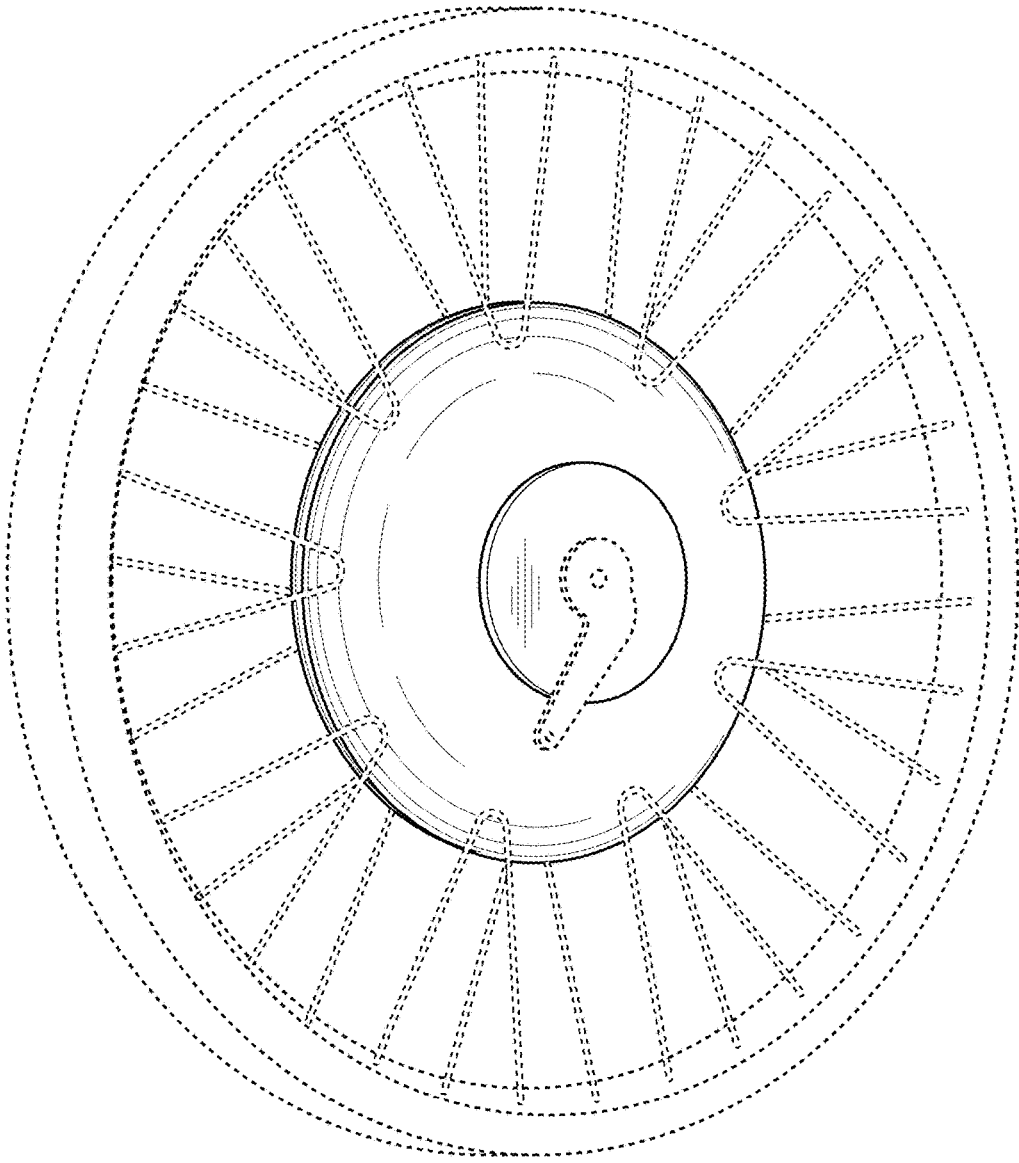
(56)

**References Cited**

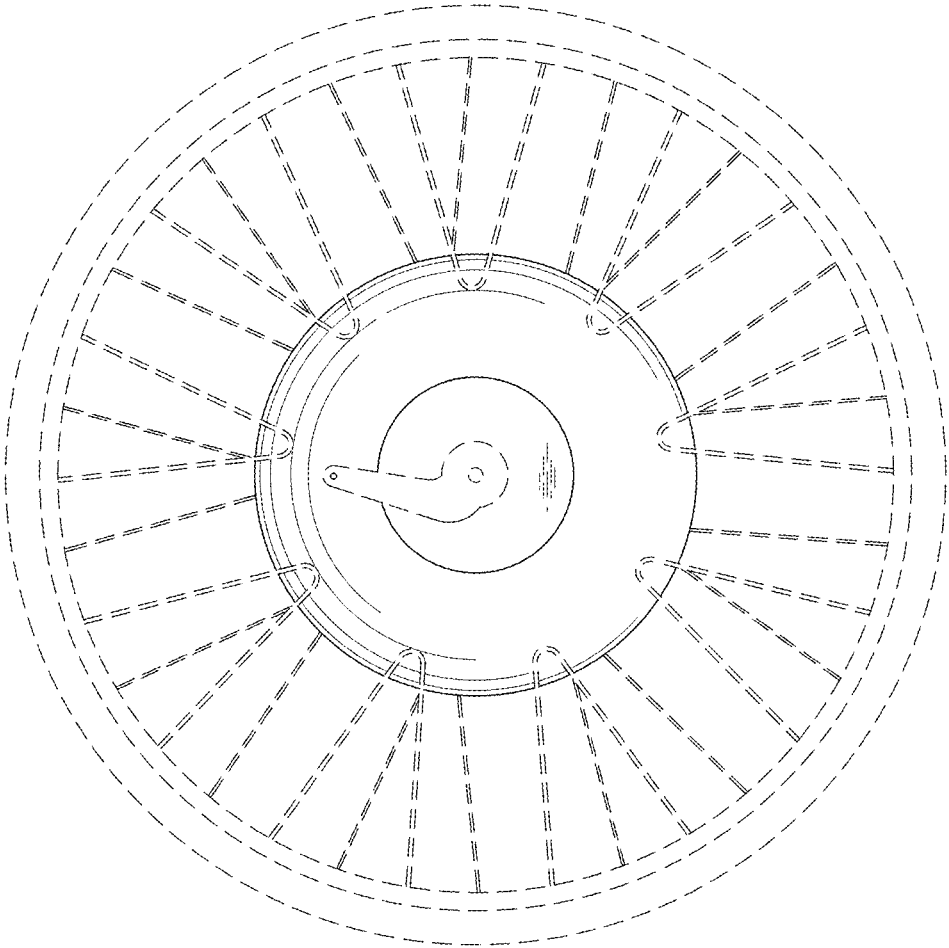
U.S. PATENT DOCUMENTS

D721,315 S *	1/2015	Delavy .....	D12/207
9,027,681 B2 *	5/2015	Biderman .....	B60B 7/04 180/220
D750,999 S *	3/2016	Zichner .....	D12/123
D753,040 S *	4/2016	Lisanti .....	D12/207
D766,801 S *	9/2016	Lin .....	D12/207
2005/0167171 A1 *	8/2005	Katsaros .....	B62M 6/65 180/65.51
2008/0093913 A1 *	4/2008	Katsaros .....	B62M 6/65 301/1

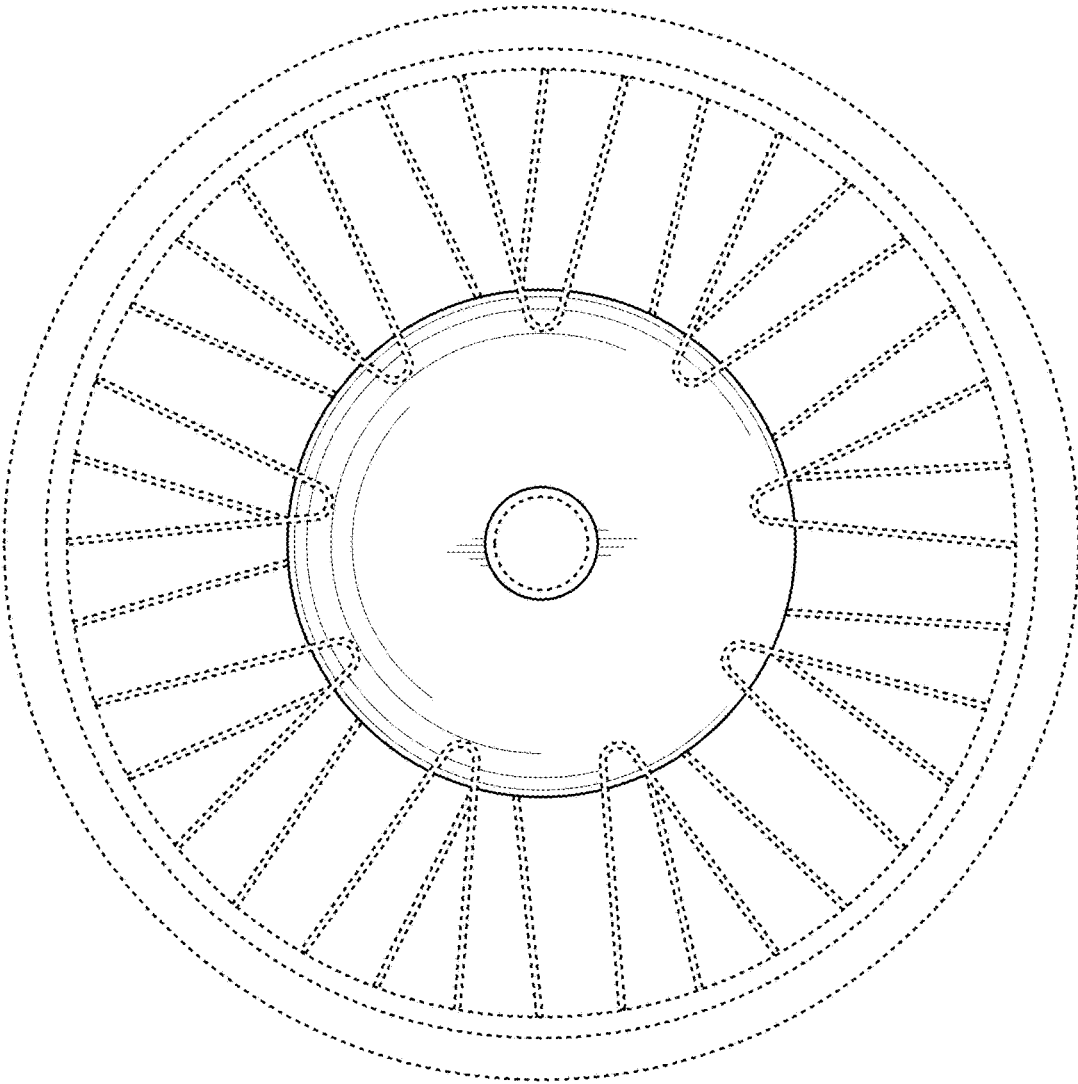
\* cited by examiner



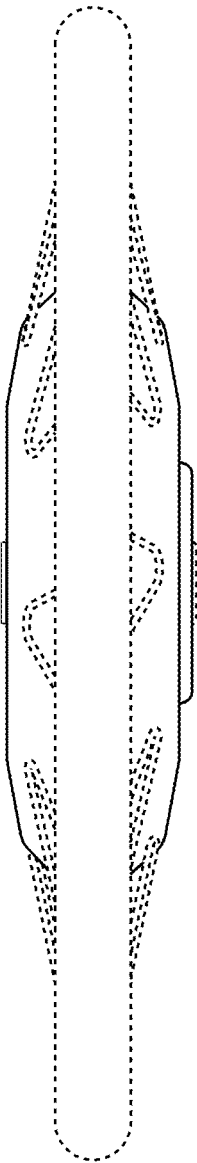
**FIG. 1**



*FIG. 2*



**FIG. 3**



**FIG. 4**

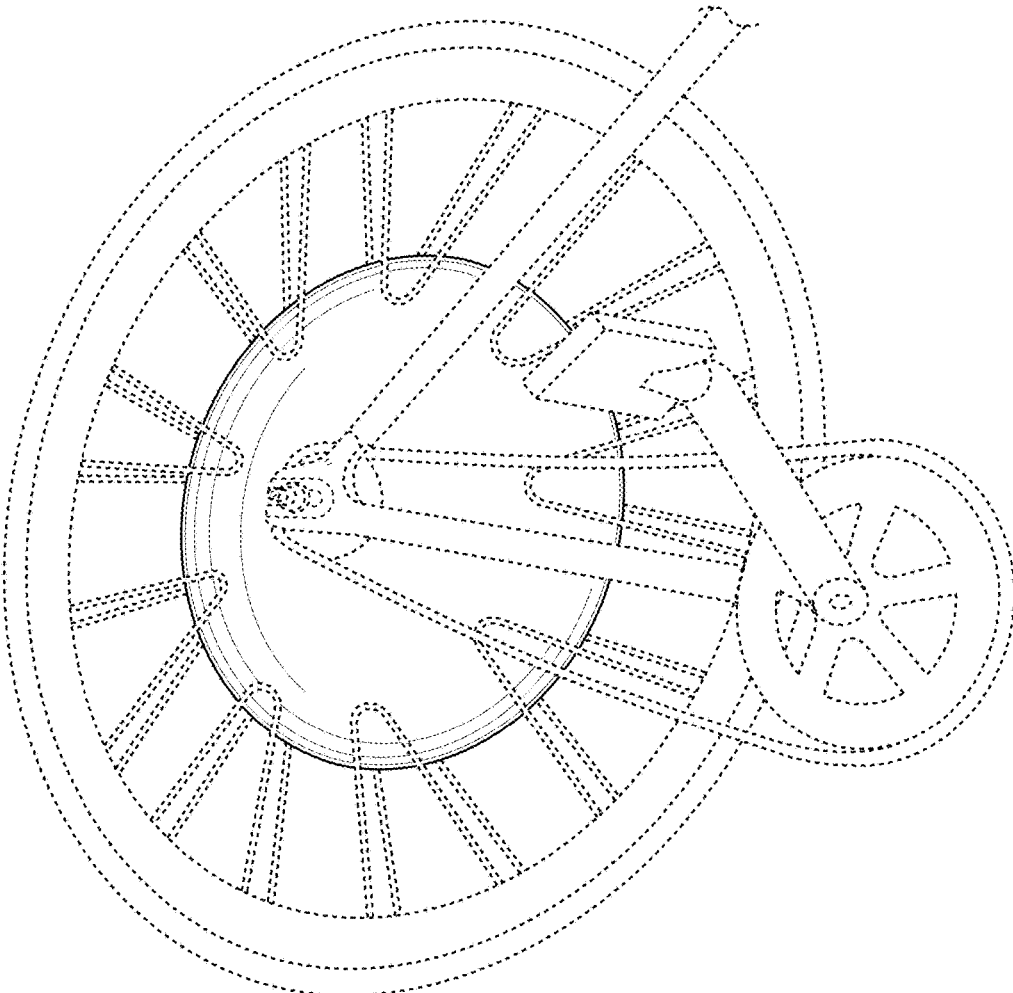


FIG. 5