



US00D813778S

(12) **United States Design Patent**
Biderman et al.

(10) **Patent No.:** **US D813,778 S**
(45) **Date of Patent:** **** Mar. 27, 2018**

- (54) **MULTI SPEED MOTORIZED WHEEL HUB**
- (71) Applicant: **Superpedestrian Inc.**, Cambridge, MA (US)
- (72) Inventors: **Assaf Biderman**, Boston, MA (US);
Robert Paul Roy, Dracut, MA (US)
- (73) Assignee: **Superpedestrian, Inc.**, Cambridge, MA (US)

6,802,385 B2 * 10/2004 Pyntikov B60L 11/007
180/220
6,927,524 B2 * 8/2005 Pyntikov H02K 1/141
310/254.1
6,971,467 B2 * 12/2005 Katsaros B62M 7/12
180/206.5
7,156,196 B2 * 1/2007 Katsaros B60L 11/007
180/2.2
D579,844 S * 11/2008 Hed D12/207
(Continued)

(**) Term: **14 Years**

(21) Appl. No.: **29/509,928**

(22) Filed: **Nov. 21, 2014**

(51) **LOC (11) Cl.** **12-16**

(52) **U.S. Cl.**
USPC **D12/207**

(58) **Field of Classification Search**
USPC D12/204-213, 111, 123; D15/3; 301/6.5
CPC B60B 7/00; B60B 7/02; B60B 7/04; B60B
7/01; B60B 7/06; B60B 3/02; B60B 3/04;
B60B 3/06; B60B 3/10; B60B 1/00;
B60B 1/08; B60B 1/10; B60B 1/12;
B60B 1/003; B60B 27/04; B60B 27/0015;
B60L 8/003; B60L 11/007; H02K 1/141;
B62M 7/12

See application file for complete search history.

(56) **References Cited**

U.S. PATENT DOCUMENTS

D103,728 S *	3/1937	LeJeune	D12/211
D218,232 S	8/1970	Shimano et al.		
D218,964 S *	10/1970	Shimano et al.	D12/205
D232,630 S	7/1974	Siroonian et al.		
D248,747 S *	8/1978	Hood	D12/205
D269,081 S	5/1983	Hayashi		
D269,506 S *	6/1983	Suzuki	D12/205
D269,603 S *	7/1983	Whitmarsh	D12/205
D281,062 S	10/1985	Hess		
D312,998 S	12/1990	Carlson		

OTHER PUBLICATIONS

File History of U.S. Appl. No. 29/514,538, filed Jan. 13, 2015, priority date Dec. 4, 2009, entitled Hub for Motorized Wheel.

(Continued)

Primary Examiner — George D. Kirschbaum
(74) *Attorney, Agent, or Firm* — GTC Law Group PC & Affiliates

(57) **CLAIM**

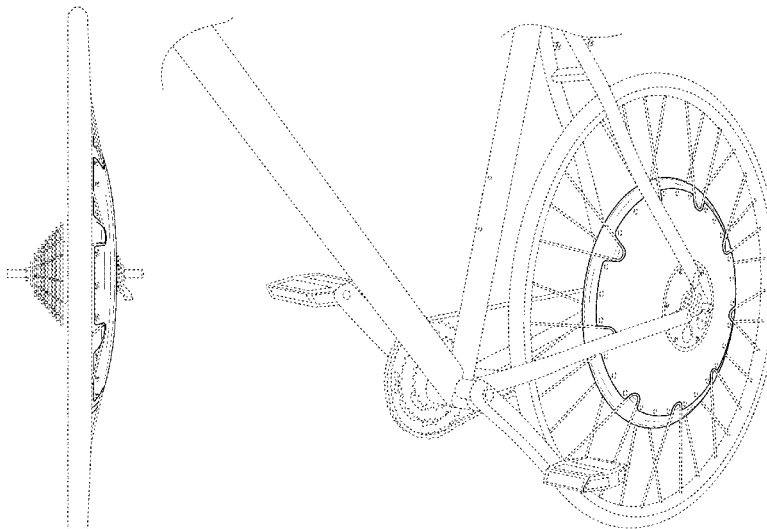
The ornamental design for a multiple speed motorized wheel hub, as shown and described.

DESCRIPTION

FIG. 1 is a perspective view of the left, drive side, of the multiple speed motorized wheel hub attached to a bicycle; FIG. 2 is a left, drive side, plan view of the multiple speed motorized wheel hub; FIG. 3 is a front view of the multiple speed motorized wheel hub; FIG. 4 is a right, non-drive, side plan view of the multiple speed motorized wheel hub; and, FIG. 5 is a perspective view of the right, non-drive, side of the multiple speed motorized wheel hub attached to a bicycle.

In the drawings, the broken lines depict environmental subject matter only and form no part of the claimed design.

1 Claim, 5 Drawing Sheets



(56)

References Cited

U.S. PATENT DOCUMENTS

7,673,946 B1 * 3/2010 Hed B60B 7/00
 301/110.5
 D625,333 S * 10/2010 Tanaka D12/111
 8,131,413 B2 * 3/2012 Yuan B60L 8/003
 180/218
 D657,726 S 4/2012 Finnie
 8,657,047 B2 * 2/2014 Urabe B62M 6/65
 180/220
 D721,315 S * 1/2015 Delavy D12/207
 9,027,681 B2 * 5/2015 Biderman B60B 7/04
 180/220
 9,108,495 B2 8/2015 Zanfei et al.
 D750,999 S * 3/2016 Zichner D12/123
 D753,040 S * 4/2016 Lisanti D12/207
 D766,801 S * 9/2016 Lin D12/207
 D768,044 S * 10/2016 Huang D12/207
 D775,572 S * 1/2017 Magnusson D12/205
 2005/0167171 A1 * 8/2005 Katsaros B62M 6/65
 180/65.51

2008/0093913 A1 * 4/2008 Katsaros B62M 6/65
 301/1
 2012/0037442 A1 2/2012 Radtke et al.
 2013/0241175 A1 9/2013 Talavasek et al.
 2016/0014252 A1 1/2016 Biderman et al.
 2016/0075177 A1 3/2016 Biderman et al.

OTHER PUBLICATIONS

File History of U.S. Appl. No. 29/514,539, filed Jan. 13, 2015,
 priority date Dec. 4, 2009, entitled Spokes for Bicycle Wheel.
 File History of U.S. Appl. No. 29/514,540, filed Jan. 13, 2015,
 priority date Dec. 4, 2009, entitled Smile Shaped Groove on Bicycle
 Wheel Hub.
 File History of U.S. Appl. No. 29/509,906, filed Nov. 21, 2014,
 entitled Single Speed Motorized Wheel Hub.
 File History of U.S. Appl. No. 29/509,919, filed Nov. 21, 2014,
 entitled Torque Arm.
 File History of U.S. Appl. No. 29/509,918, filed Nov. 21, 2014,
 entitled User Interface for Motorized Wheel.

* cited by examiner

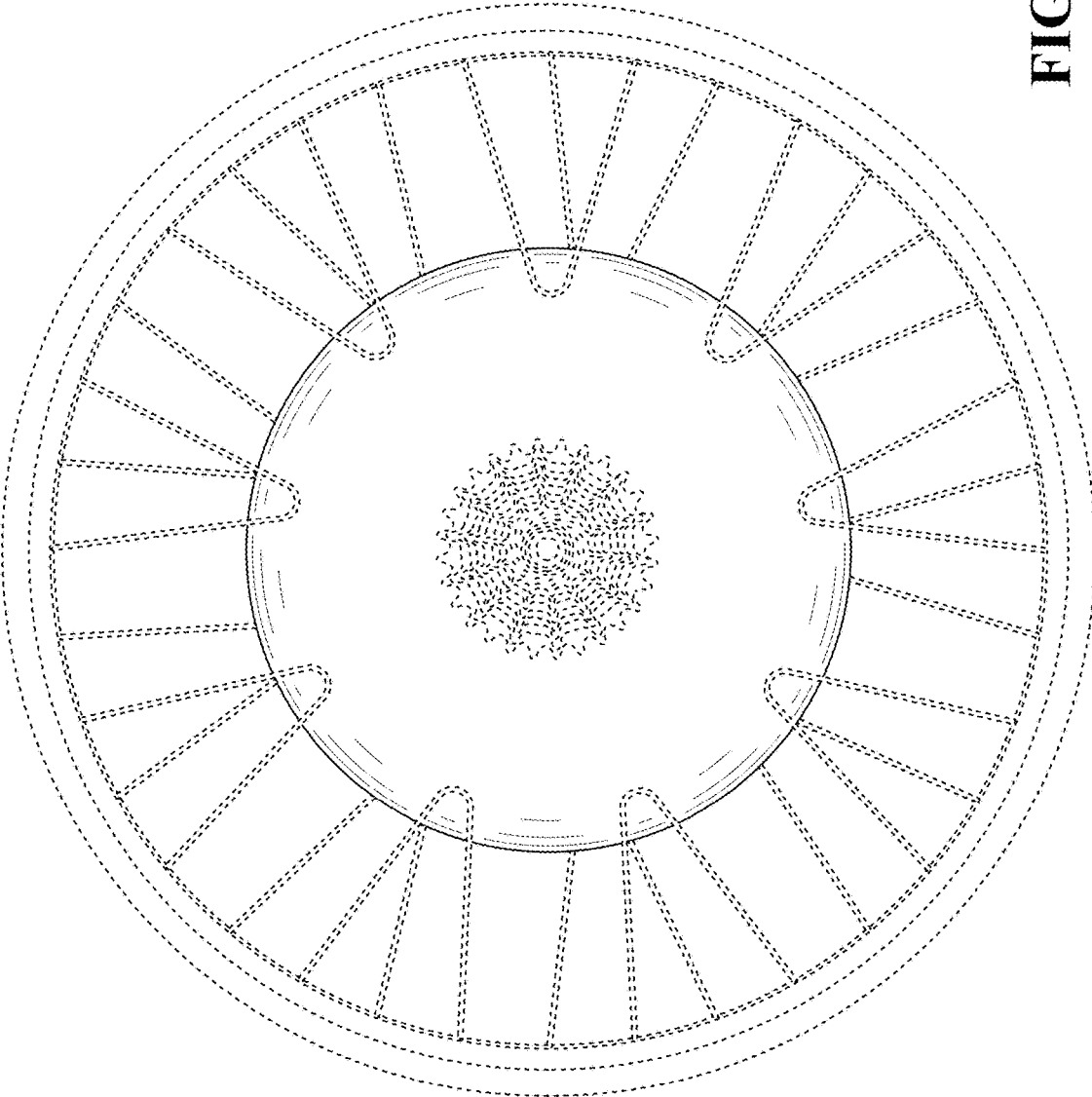


FIG. 2

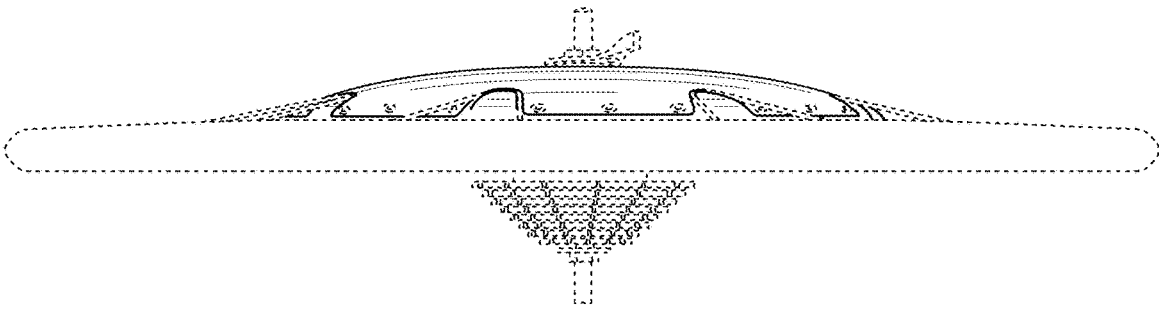


FIG. 3

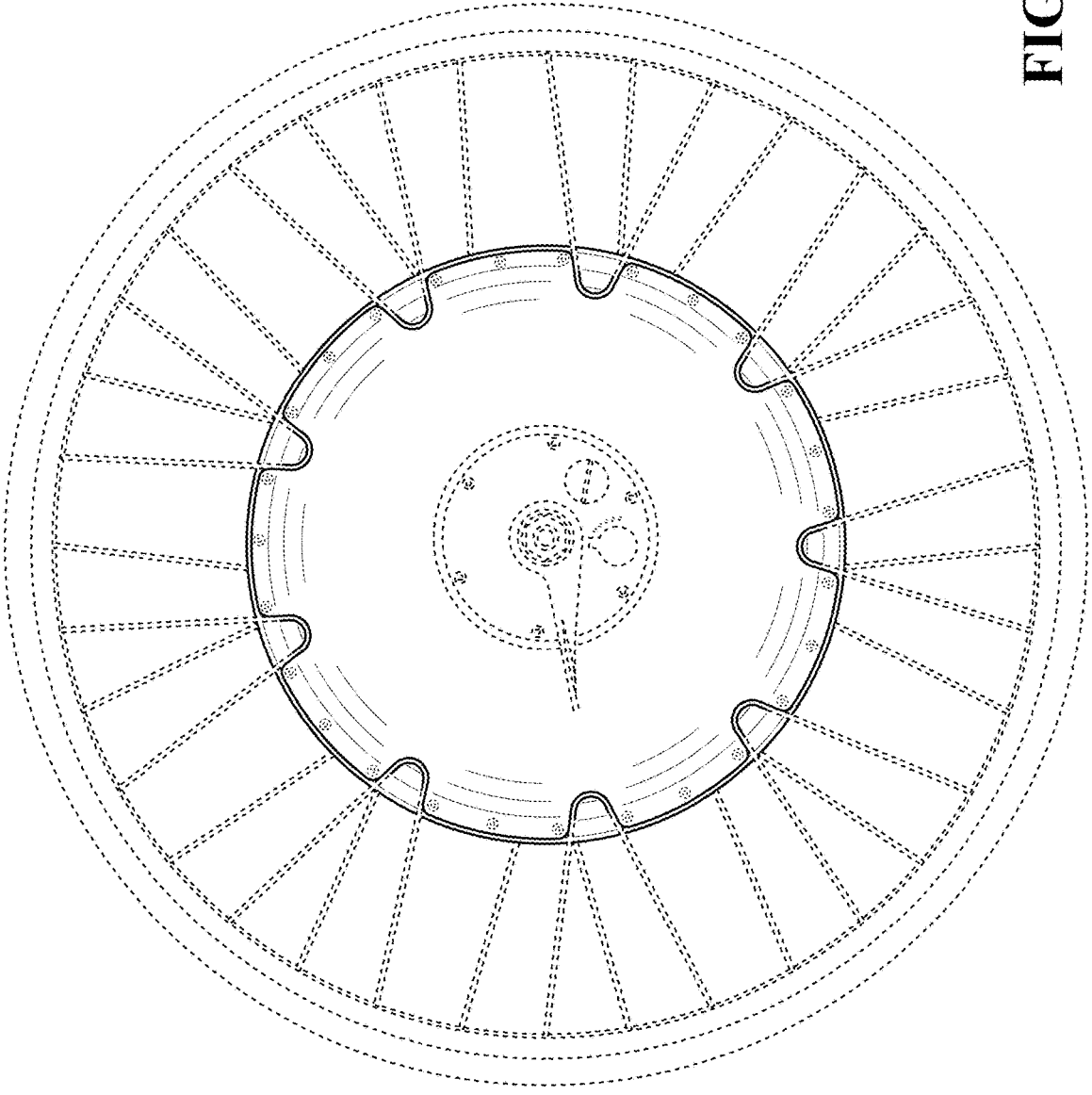


FIG. 4

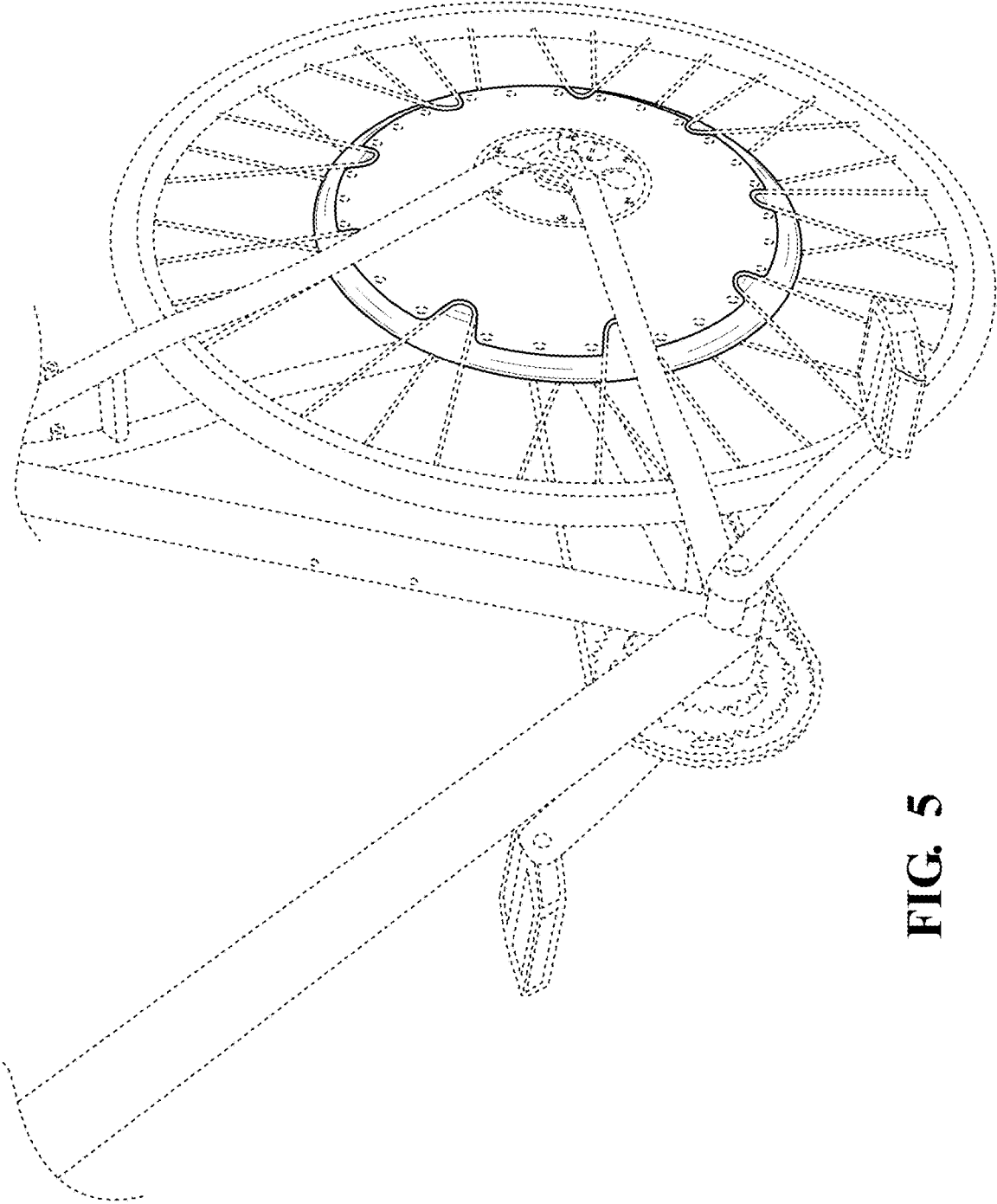


FIG. 5