



US00D851759S

(12) **United States Design Patent**
Jones et al.

(10) **Patent No.:** **US D851,759 S**

(45) **Date of Patent:** **** Jun. 18, 2019**

(54) **BREAKAWAY CONNECTOR FOR MEDICAL LINES**

FOREIGN PATENT DOCUMENTS

(71) Applicant: **Site Saver, Inc.**, Fayetteville, AR (US)

WO 2005004974 1/2005
WO 2006122406 11/2006

(Continued)

(72) Inventors: **Spencer Jones**, Fayetteville, AR (US);
Jordan Mykleby, Fayetteville, AR (US)

OTHER PUBLICATIONS

(73) Assignee: **SITE SAVER, INC.**, Fayetteville, AR (US)

International Search Report and Written Opinion for PCT/US/2016/047110, dated Nov 17, 2016, 11 pages.

(**) Term: **15 Years**

Primary Examiner — David G Muller

(21) Appl. No.: **29/633,931**

(74) *Attorney, Agent, or Firm* — Waller Lansden Dortch & Davis, LLP; Matthew C. Cox

(22) Filed: **Jan. 17, 2018**

(57) **CLAIM**

(51) **LOC (11) Cl.** **24-02**

What is claimed is the ornamental design for a “breakaway connector for medical lines”, as shown and described.

(52) **U.S. Cl.**
USPC **D24/129**

DESCRIPTION

(58) **Field of Classification Search**
USPC D24/127–131, 112–114, 133, 186;
606/181, 185; 604/264, 523–528, 272,
604/187, 158, 164.01–164.11, 181, 184,
604/227; 600/101, 139, 143;
128/200.24, 207.14, 207.15
CPC A61M 25/00; A61M 39/00; A61M 27/00;
A61M 25/0043; A61M 25/0067; A61M
25/0097; A61F 2/958
See application file for complete search history.

FIG. 1 is a left end perspective view of the “breakaway connector for medical lines” of Applicant’s invention. FIG. 2 is right end perspective view of the “breakaway connector for medical lines” of Applicant’s invention. FIG. 3 is front view of the “breakaway connector for medical lines” of Applicant’s invention. FIG. 4 is a back view of the “breakaway connector for medical lines” of Applicant’s invention. FIG. 5 is a top view of the “breakaway connector for medical lines” of Applicant’s invention. FIG. 6 is a bottom view of the “breakaway connector for medical lines” of Applicant’s invention. FIG. 7 is a left end view of the “breakaway connector for medical lines” of Applicant’s invention; and, FIG. 8 is a right end view of the “breakaway connector for medical lines” of Applicant’s invention. In the Figures, the dashed lines represent portions of the surroundings and do not form part of the claimed invention.

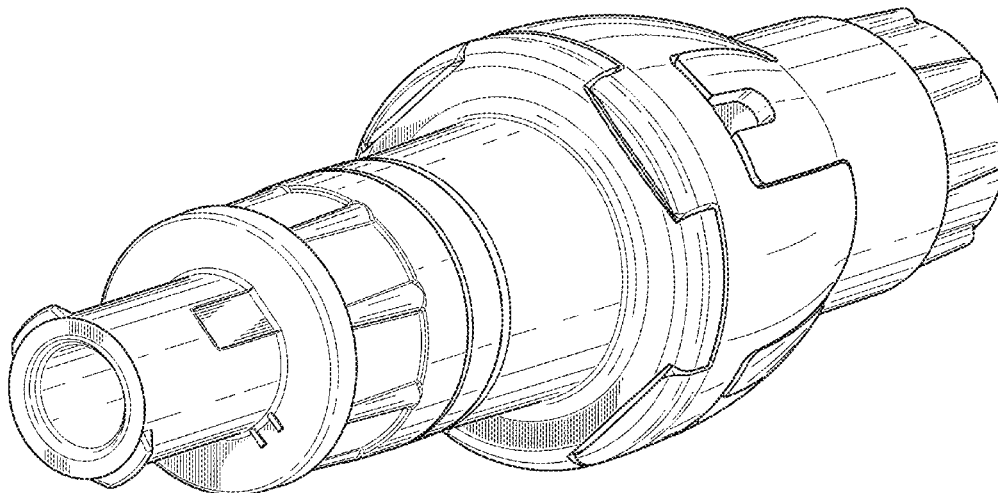
(56) **References Cited**

U.S. PATENT DOCUMENTS

3,794,057 A 2/1974 Badger
3,797,510 A 3/1974 Torres et al.
4,340,049 A 7/1982 Munsch
4,386,622 A 6/1983 Munsch
4,722,725 A 2/1988 Sawyer et al.
4,872,471 A 10/1989 Schneider
5,070,905 A 12/1991 Paradis
5,190,067 A 3/1993 Paradis

(Continued)

1 Claim, 7 Drawing Sheets



(56)

References Cited

U.S. PATENT DOCUMENTS

5,215,538 A 6/1993 Larkin
 5,320,390 A 6/1994 Kodama et al.
 5,357,998 A 10/1994 Abrams
 5,364,371 A 11/1994 Kamen
 5,405,339 A 4/1995 Kohnen et al.
 5,465,938 A 11/1995 Werge
 5,492,147 A 2/1996 Challender et al.
 5,535,785 A 7/1996 Werge
 5,775,671 A 7/1998 Cote, Sr.
 5,820,614 A 10/1998 Erskine et al.
 5,848,997 A 12/1998 Erskine et al.
 5,954,313 A 9/1999 Ryan
 6,039,302 A 3/2000 Cote, Sr.
 6,146,374 A 11/2000 Erskine et al.
 6,546,947 B2 4/2003 Abrams
 6,585,229 B2 7/2003 Cote, Sr.
 6,655,655 B1 12/2003 Malkovich et al.
 6,755,391 B2 6/2004 Newton
 6,869,426 B2 3/2005 Ganem
 6,883,778 B1 4/2005 Newton
 6,892,998 B2 5/2005 Newton
 7,014,169 B2 3/2006 Newton
 7,100,890 B2 9/2006 Cote, Sr.
 7,153,296 B2 12/2006 Mitchell
 7,357,792 B2 4/2008 Newton
 7,396,348 B2 7/2008 Newton
 7,753,892 B2 7/2010 Newton
 7,766,039 B2 8/2010 Zuck
 7,789,864 B2 9/2010 Cote, Sr.
 7,815,168 B2 10/2010 Vangsness
 7,837,658 B2 11/2010 Cote, Sr.
 7,857,284 B2 12/2010 Kimball
 7,879,012 B2 2/2011 Kane
 7,887,519 B2 2/2011 Cote, Sr.
 7,914,502 B2 3/2011 Newton
 D636,079 S * 4/2011 Leybold D24/129
 7,955,317 B2 6/2011 Fournie
 7,959,192 B2 6/2011 Elton et al.
 8,002,755 B2 8/2011 Vangsness
 8,100,868 B2 1/2012 Newton
 8,100,869 B2 1/2012 Vangsness
 8,529,524 B2 9/2013 Newton
 8,568,371 B2 10/2013 Siopes
 8,790,327 B2 * 7/2014 Takemoto A61J 1/10
 604/403
 8,795,256 B1 8/2014 Smith
 8,876,784 B2 11/2014 Cote, Sr.
 8,968,261 B2 3/2015 Kimball
 9,138,572 B2 9/2015 Zeytoonian
 D750,236 S * 2/2016 Maurice D24/129
 9,259,565 B2 2/2016 Siopes
 D757,260 S * 5/2016 Lombardi, III D24/129
 D773,659 S * 12/2016 Cain D24/129
 9,604,047 B2 3/2017 Newton

D784,529 S * 4/2017 Steele D24/129
 D792,586 S * 7/2017 Becker D24/129
 D799,032 S * 10/2017 Becker D24/129
 9,849,274 B2 12/2017 Siopes
 9,861,805 B2 1/2018 Dennis et al.
 D825,746 S * 8/2018 Davis D24/129
 D830,523 S * 10/2018 Vranish D23/262
 D830,524 S * 10/2018 Vranish D23/262
 D836,191 S * 12/2018 Kheradpir D24/112
 D837,978 S * 1/2019 Pappalardo D24/129
 2001/0042850 A1 11/2001 Cote, Sr.
 2002/0002351 A1 1/2002 Cote, Sr.
 2002/0153503 A1 10/2002 Newton
 2003/0050610 A1 3/2003 Newton
 2003/0085372 A1 5/2003 Newton
 2003/0093061 A1 5/2003 Ganem
 2004/0133171 A1 7/2004 Newton
 2004/0138623 A1 7/2004 Cote, Sr.
 2004/0206924 A1 10/2004 Newton
 2005/0015075 A1 1/2005 Wright et al.
 2005/0038397 A1 2/2005 Newton
 2005/0101939 A1 5/2005 Mitchell
 2005/0165365 A1 7/2005 Newton
 2006/0089605 A1 4/2006 Fitzgerald
 2006/0264841 A1 11/2006 Cote, Sr.
 2006/0293629 A1 12/2006 Cote, Sr.
 2007/0066965 A1 3/2007 Coombs et al.
 2007/0235674 A1 10/2007 Vangsness
 2007/0235675 A1 10/2007 Kimball
 2007/0235676 A1 10/2007 Vangsness
 2007/0238337 A1 10/2007 Kimball
 2007/0255229 A1 11/2007 Kane
 2008/0039802 A1 2/2008 Vangsness
 2008/0197626 A1 8/2008 Coombs et al.
 2009/0209922 A1 8/2009 Boisjoly
 2010/0249725 A1 3/2010 Cote, Sr.
 2010/0249724 A1 9/2010 Cote, Sr.
 2011/0028915 A1 2/2011 Siopes
 2011/0046573 A1 2/2011 Newton
 2011/0066119 A1 3/2011 Cote, Sr.
 2011/0319859 A1 12/2011 Zeytoonian
 2012/0157933 A1 6/2012 Newton
 2013/0331800 A1 8/2013 Newton
 2014/0031765 A1 9/2014 Siopes et al.
 2015/0157849 A1 6/2015 Phillips et al.
 2016/0114147 A1 4/2016 Siopes
 2017/0000999 A1 1/2017 Dennis et al.
 2017/0067586 A1 3/2017 Jones et al.
 2018/0093086 A1 4/2018 Siopes

FOREIGN PATENT DOCUMENTS

WO 2007097985 8/2007
 WO 2008054699 5/2008
 WO 2014125245 8/2014
 WO 2016210300 12/2016

* cited by examiner

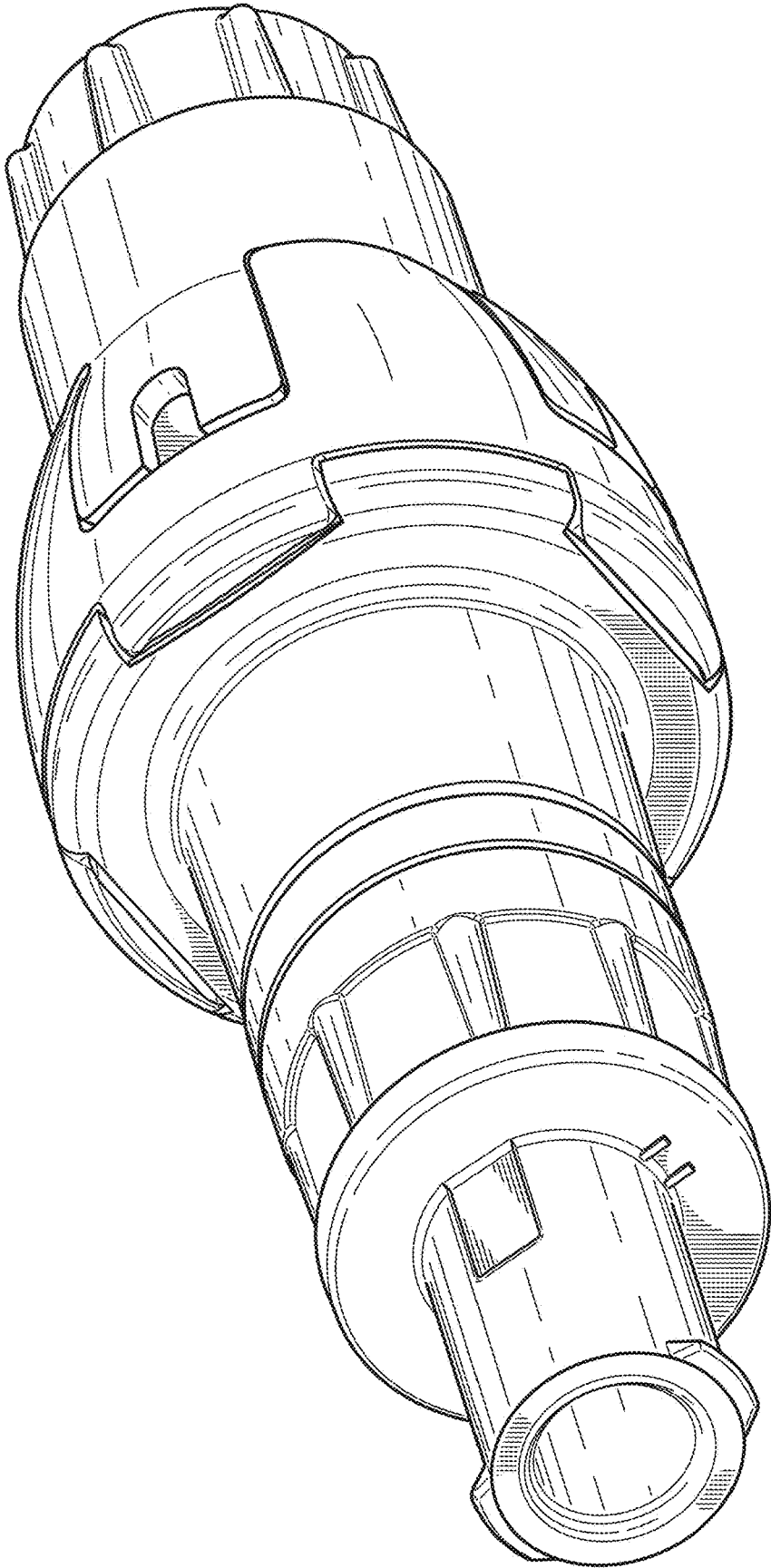


FIG. 1

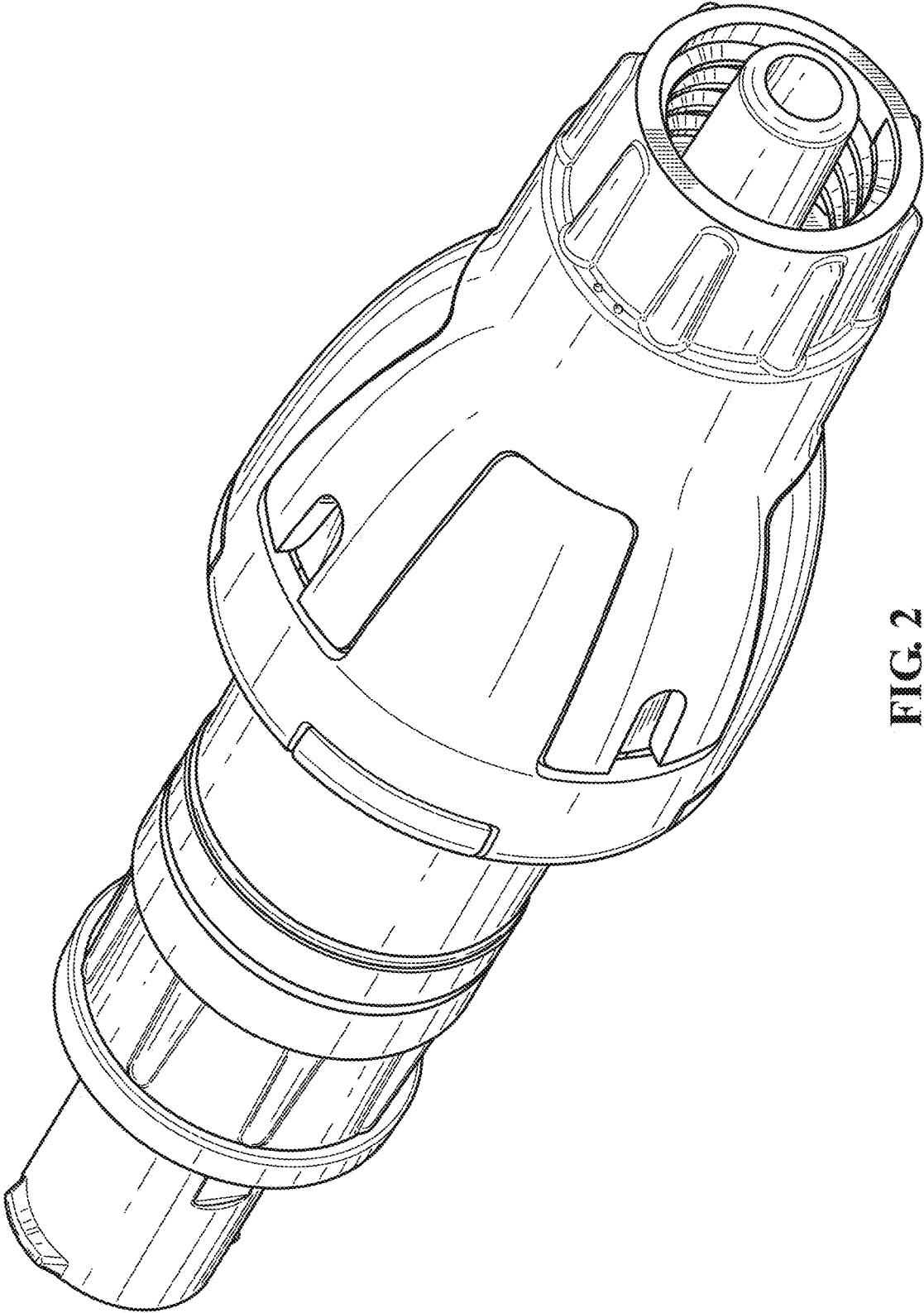


FIG. 2

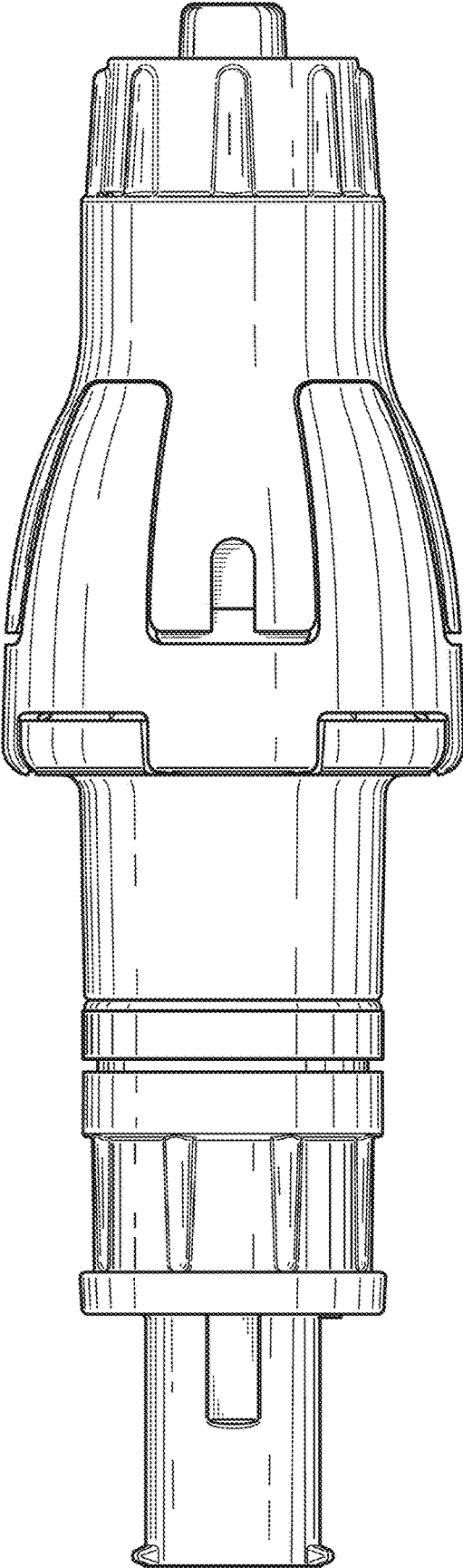


FIG. 3

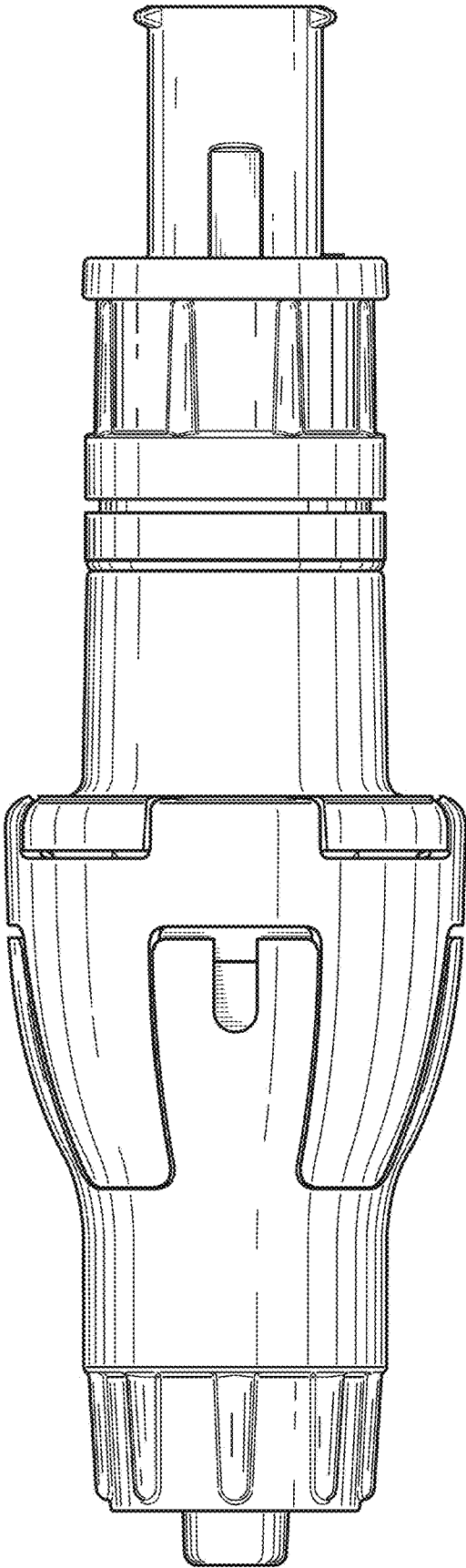


FIG. 4

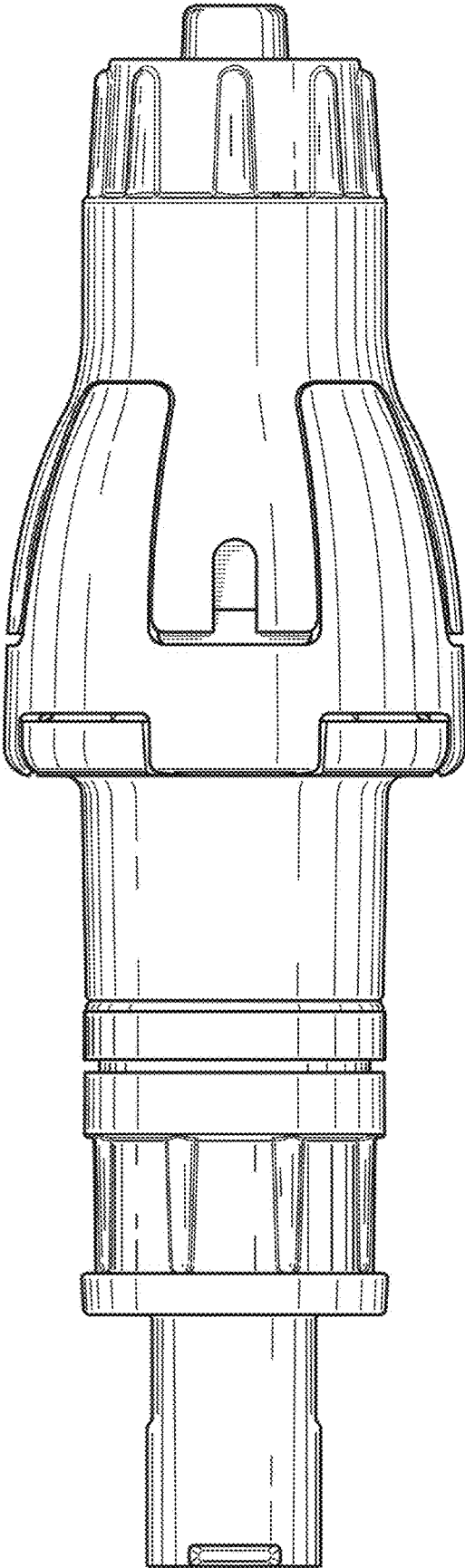


FIG. 5

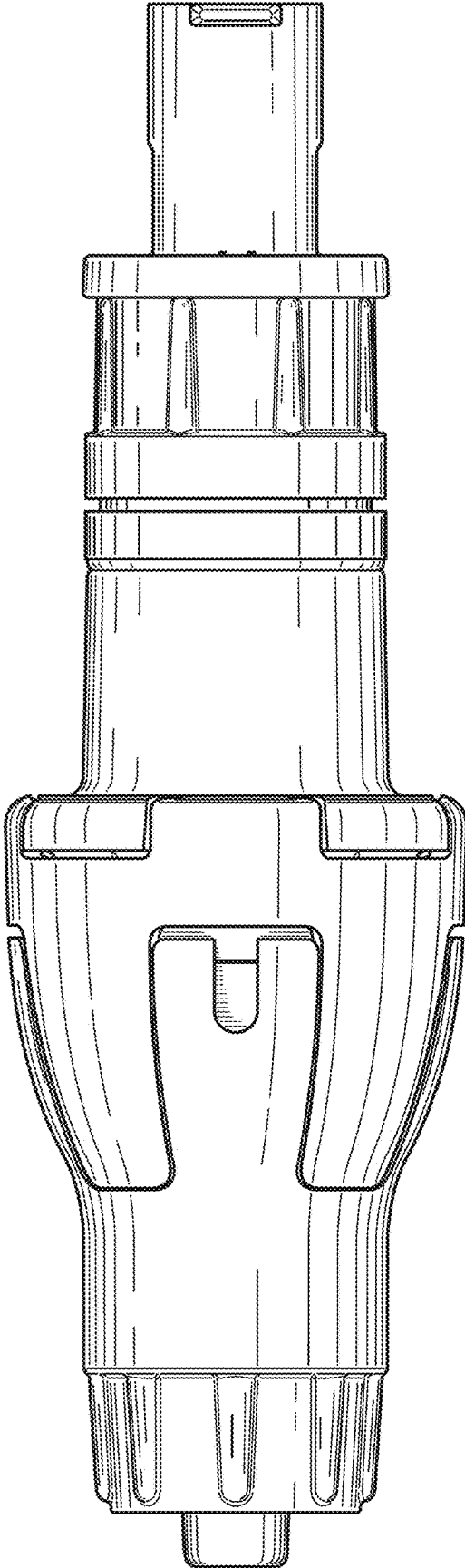


FIG. 6

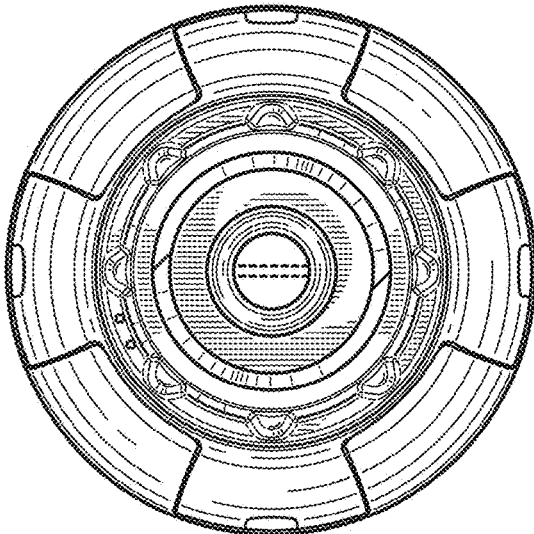


FIG. 8

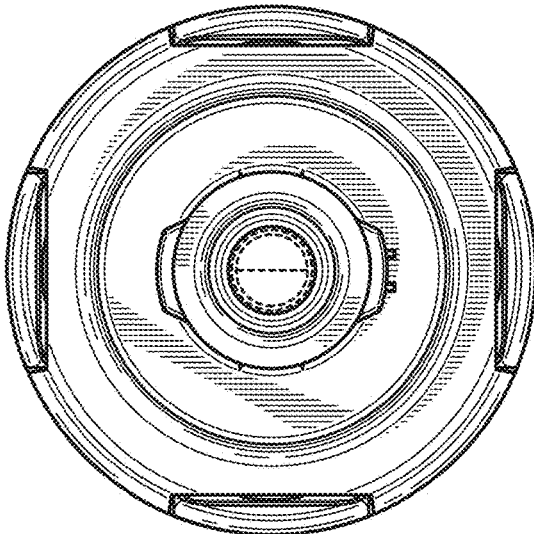


FIG. 7