

[54] BICYCLE FRAME

[75] Inventor: Charles Patrick Duncan Davidson, Droitwich, England

[73] Assignee: Joseph Lucas Limited, Birmingham, England

[\*\*] Term: 14 Years

[21] Appl. No.: 598,021

[22] Filed: July 22, 1975

[30] Foreign Application Priority Data

Jan. 28, 1975 United Kingdom ..... 969612/75

[51] Int. Cl. .... D12-11

[52] U.S. Cl. .... D12/111

[58] Field of Search ..... D12/110, 111; 280/281, 280/274, 270; 180/30, 31, 33 R, 33 A, 33 C, 33 D, 34

[56] References Cited

U.S. PATENT DOCUMENTS

692,942	2/1902	Strickland	180/33 C
2,770,311	11/1956	Kreidler	180/33 R
3,533,643	10/1970	Yamada	280/281
D. 209,122	10/1967	Elia	D12/111

FOREIGN PATENT DOCUMENTS

1,228,117 3/1960 France ..... 180/33 C

OTHER PUBLICATIONS

American Bicyclist & Motorcyclist, 10/62, p. 59, Motor Bike, Model AV42, Top of Page.  
Raleigh Bicycle Catalog, 1971, p. 5, Bicycle, Top Right Side of Page.

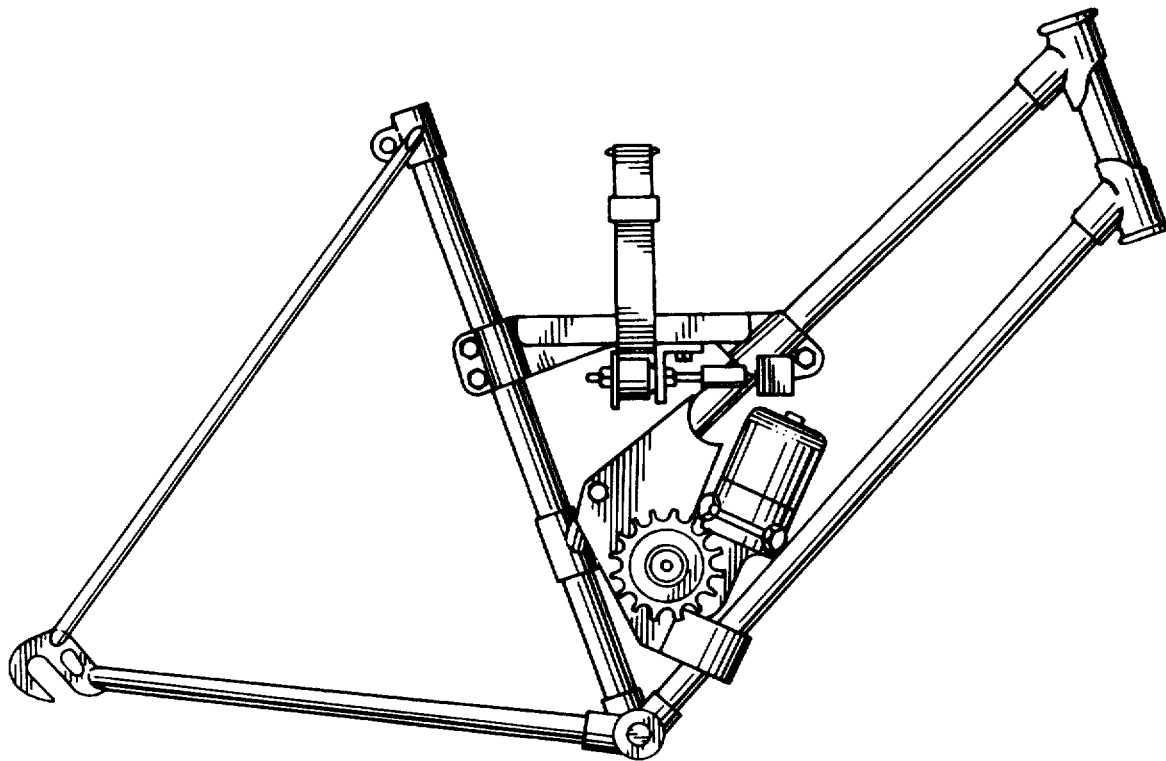
Primary Examiner—Susie J. Mercer  
Assistant Examiner—James M. Gandy  
Attorney, Agent, or Firm—Marvin R. Stern

[57] CLAIM

The ornamental design for a bicycle frame, as shown.

DESCRIPTION

FIG. 1 is a side elevational view of a bicycle frame showing my new design;  
FIG. 2 is a side elevational view thereof opposite to that shown in FIG. 1;  
FIG. 3 is a front elevational view thereof;  
FIG. 4 is a rear elevational view thereof;  
FIG. 5 is a top plan view thereof; and  
FIG. 6 is a bottom plan view thereof.



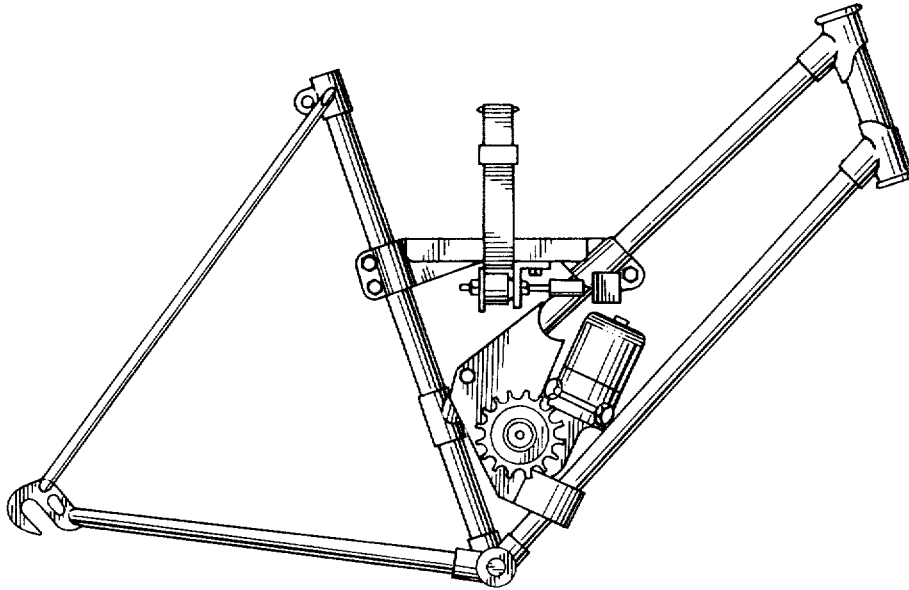


FIG. 1.

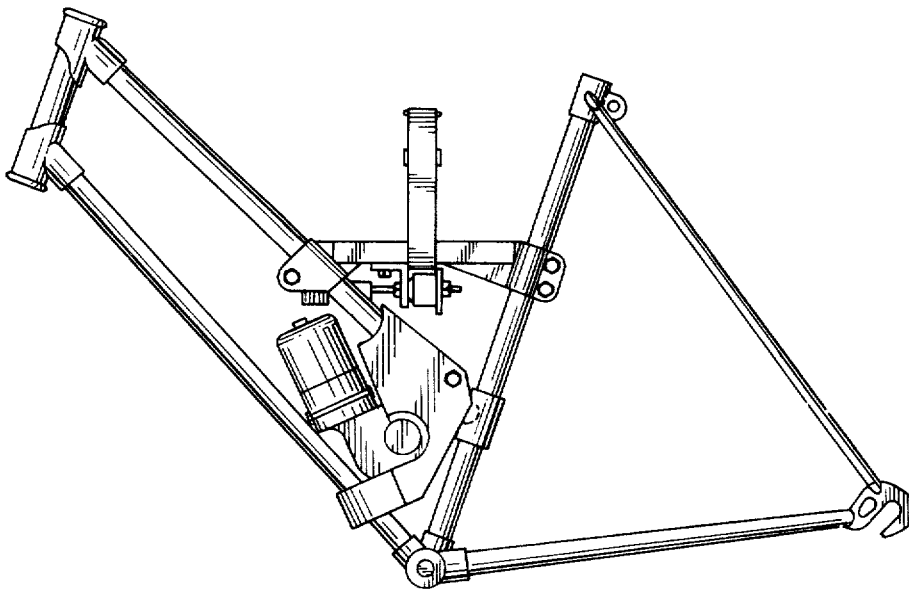


FIG. 2.

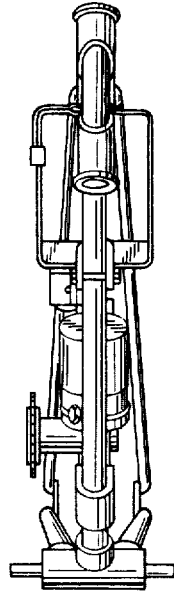


FIG. 3.

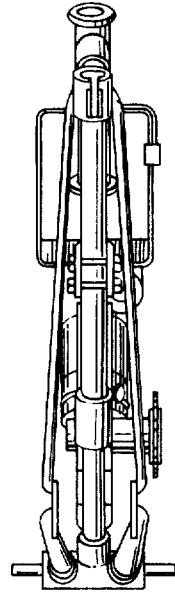


FIG. 4.

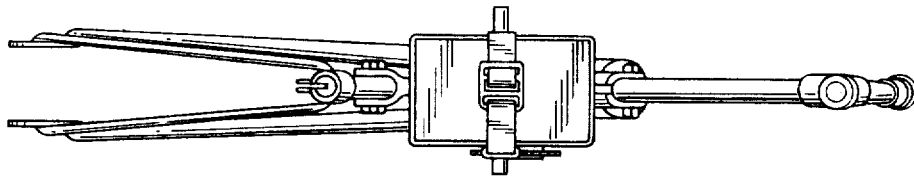


FIG. 5.

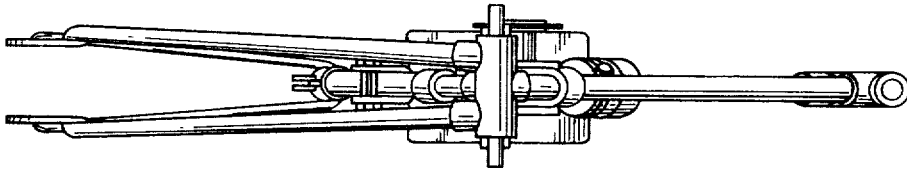


FIG. 6.