

- [54] **BICYCLE FRAME**
- [75] Inventors: **Larry M. Cognata; Dennis C. Patterson**, both of Nashville, Tenn.
- [73] Assignee: **The Murray Ohio Manufacturing Company**, Brentwood, Tenn.
- [**] Term: **14 Years**
- [21] Appl. No.: **629,552**
- [22] Filed: **Nov. 6, 1975**
- [51] Int. Cl. **D12-11**
- [52] U.S. Cl. **D12/111**
- [58] Field of Search **D12/111; 280/281, 283, 280/276, 277**

D. 216,538 2/1970 Hill D12/111

Primary Examiner—Wallace R. Burke
Assistant Examiner—James M. Gandy
Attorney, Agent, or Firm—John W. Malley

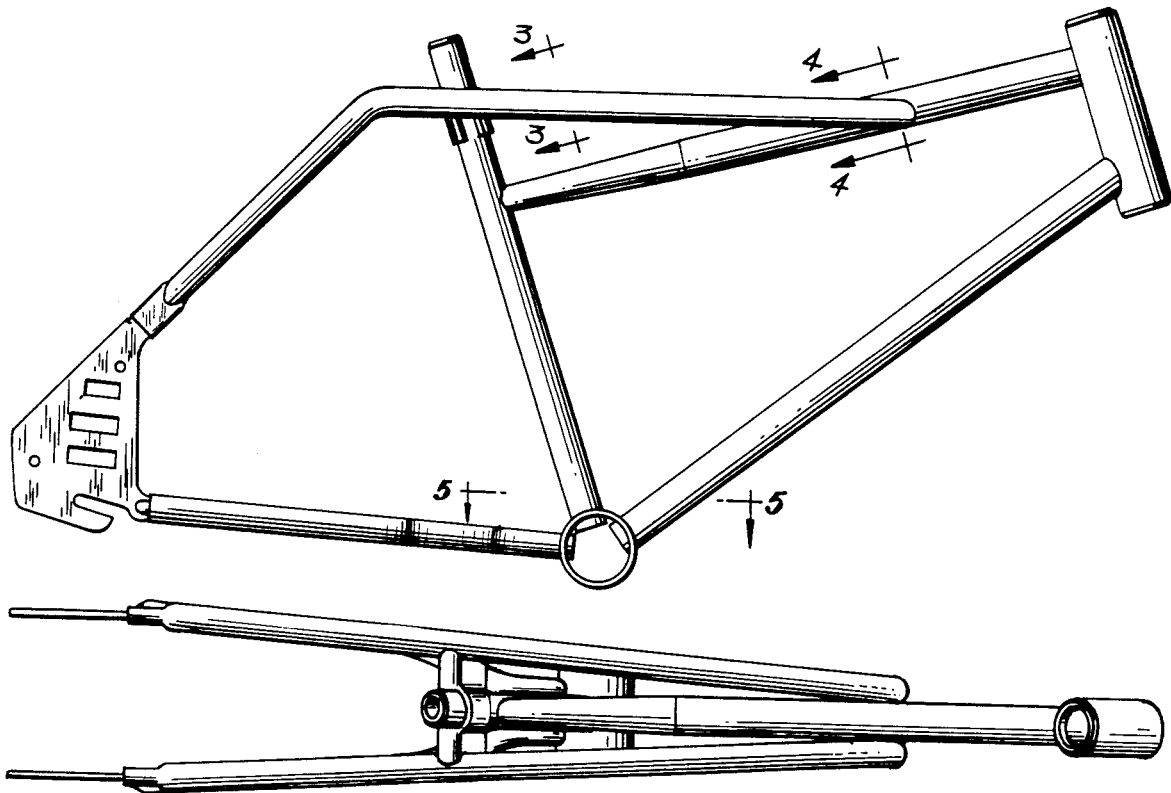
[57] **CLAIM**

The ornamental design for a bicycle frame, substantially as shown.

DESCRIPTION

FIG. 1 is a side elevational view of a bicycle frame showing our new design the opposite side being a mirror image thereof;
 FIG. 2 is a top plan view thereof;
 FIG. 3 is a greatly enlarged fragmentary sectional view taken along lines 3—3 of FIG. 1;
 FIG. 4 is a greatly enlarged sectional view taken along lines 4—4 of FIG. 1; and
 FIG. 5 is an enlarged fragmentary sectional view taken along lines 5—5 of FIG. 1.

- [56] **References Cited**
- U.S. PATENT DOCUMENTS**
- D. 213,606 3/1969 Gordon et al. D12/111
- D. 213,753 4/1969 Schreckengost D12/111



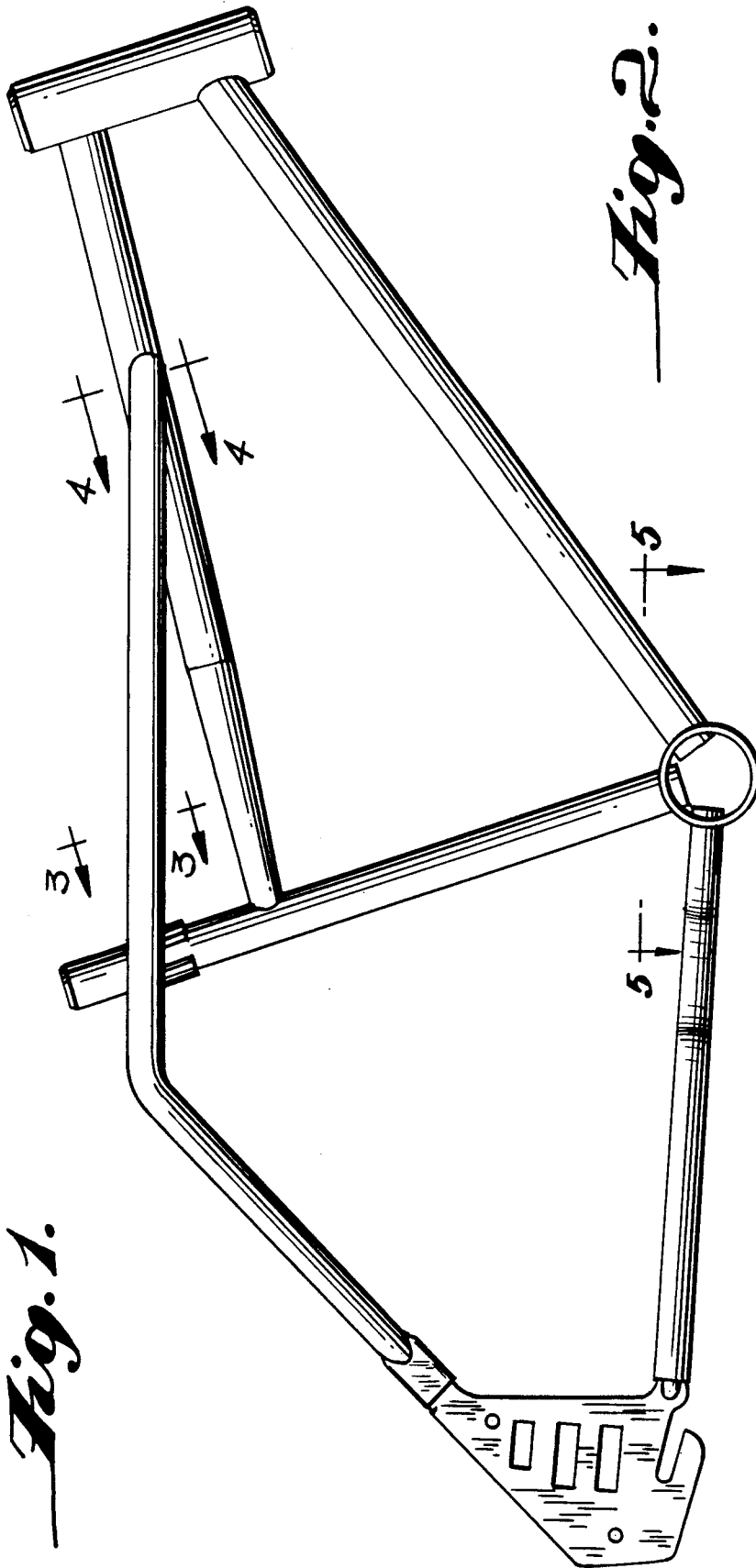
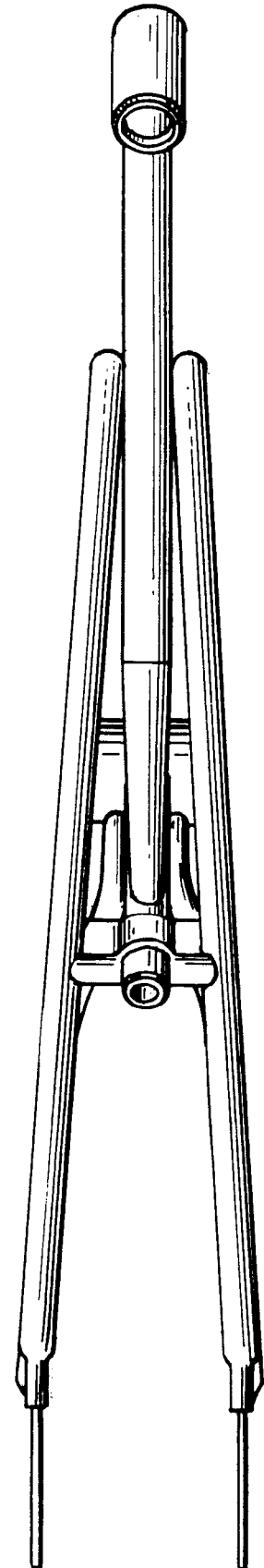


Fig. 2.



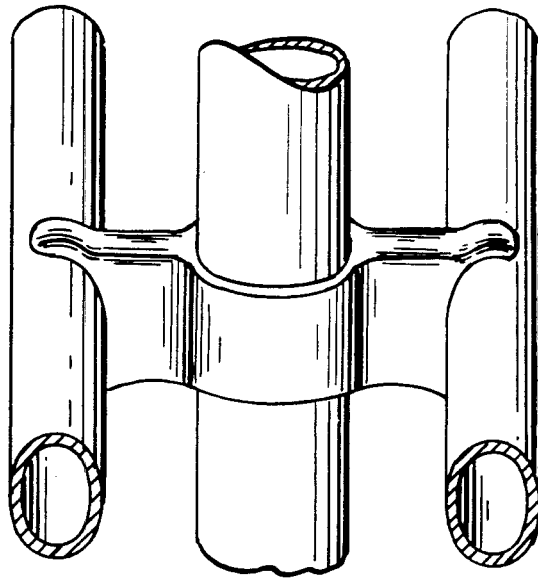


Fig. 3.

Fig. 4.




Fig. 5.

