

[54] BICYCLE FRAME

[76] Inventor: Darold B. Cummings, 808 McCarthy Ct., El Segundo, Calif. 90245

[\*\*] Term: 14 Years

[21] Appl. No.: 807,360

[22] Filed: Jun. 17, 1977

[51] Int. Cl. .... D12-11

[52] U.S. Cl. .... D12/111

[58] Field of Search ..... D12/111; 280/281, 261

[56] References Cited

FOREIGN PATENT DOCUMENTS

410404	4/1945	Italy	280/281 LP
236146	5/1945	Switzerland	280/261
3815 of	1907	United Kingdom	280/281

OTHER PUBLICATIONS

Washington Daily News, 9/18/58, p. 27, Bicycle.

Primary Examiner—James M. Gandy

Attorney, Agent, or Firm—Charles T. Silberberg

[57] CLAIM

The ornamental design for a bicycle frame, substantially as shown and described.

DESCRIPTION

FIG. 1 is a side elevational view of a bicycle frame; FIG. 2 is a side elevational view thereof opposite to that shown in FIG. 1; FIG. 3 is a top plan view thereof; FIG. 4 is a rear elevational view thereof; and FIG. 5 is a front elevational view thereof. The broken lines in the drawing are for illustrative purposes only.

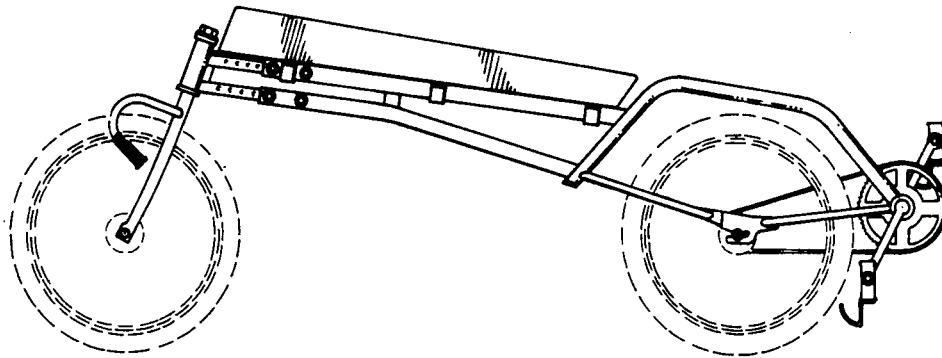


FIG. 1

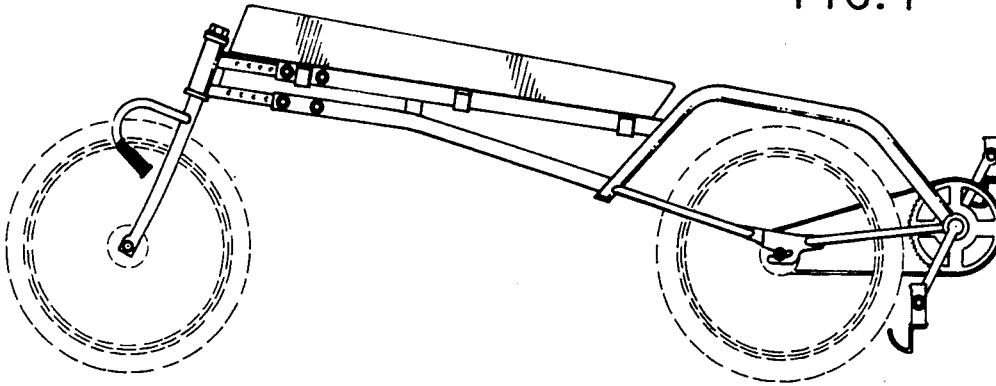


FIG. 2

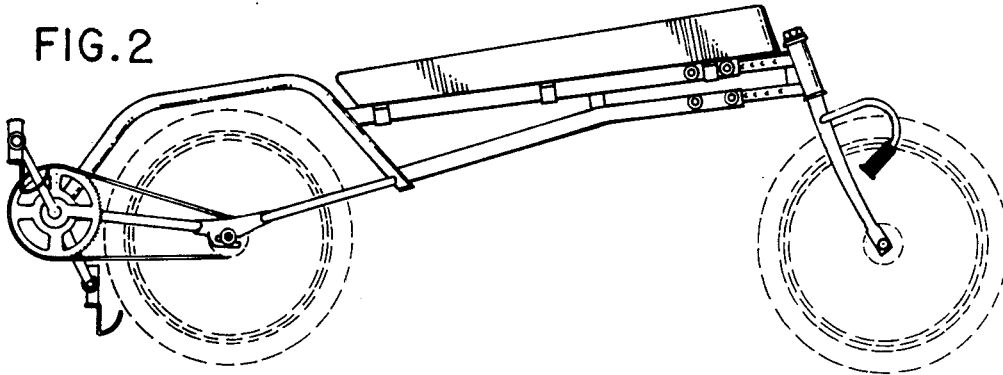


FIG. 3

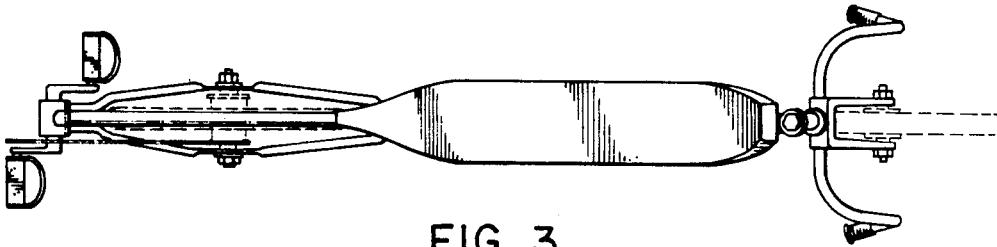


FIG. 4

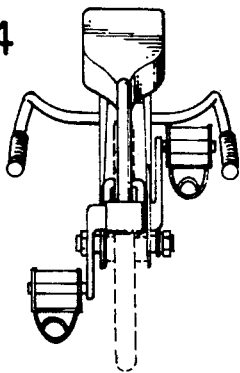


FIG. 5

