



US00D325010S

United States Patent [19]

[11] Patent Number: **Des. 325,010**

Lin et al.

[45] Date of Patent: **** Mar. 31, 1992**

- [54] **FRAME OF ENCLOSED SINGLE AXLE DRIVING MECHANISM BICYCLE**
- [76] Inventors: **Chuan-Sheng Lin**, 5F, 6-3, Chin-Shan Rd.; **Lee Wei**, 2-F, 16-1, Lane 417, Syh-Pyng Rd., both of Taichung, Taiwan
- [**] Term: **14 Years**
- [21] Appl. No.: **453,487**
- [22] Filed: **Dec. 20, 1989**
- [52] U.S. Cl. **D12/117**
- [58] Field of Search **D12/117; 180/226; 280/288.4, 7.1, 260, 7.11, 288; 74/551.8**

FOREIGN PATENT DOCUMENTS

1055981	4/1959	Fed. Rep. of Germany	180/226
0044385	2/1989	Japan	280/260
2178709	2/1987	United Kingdom	280/260

Primary Examiner—James M. Gandy
Assistant Examiner—Melody Brown
Attorney, Agent, or Firm—Bacon & Thomas

[57] CLAIM

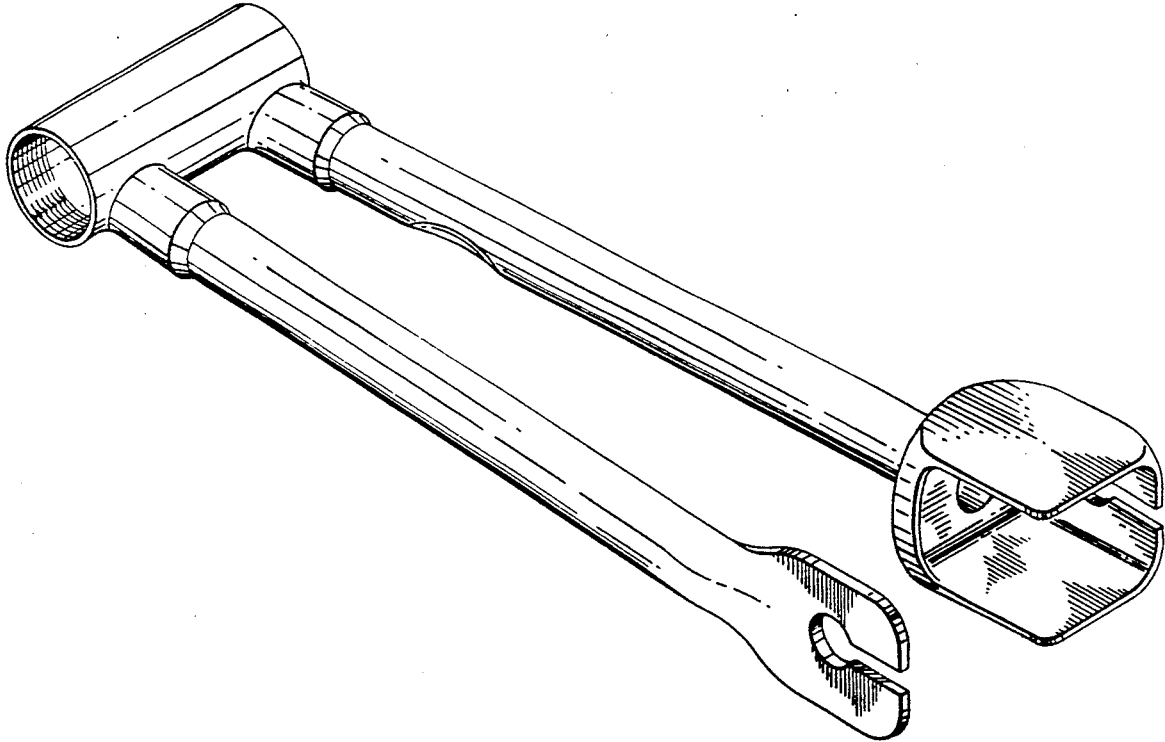
The ornamental design for a frame of enclosed single axle driving mechanism bicycle, as shown and described.

DESCRIPTION

FIG. 1 is a top and right front perspective view of a frame of enclosed single axle driving mechanism bicycle showing my new design;
 FIG. 2 is a front elevation view thereof;
 FIG. 3 is a rear elevation view thereof;
 FIG. 4 is a left side elevational view thereof;
 FIG. 5 is a right side elevation view thereof; and,
 FIG. 6 is a top plan view thereof, the bottom view being a mirror image of that shown.

[56] **References Cited**

U.S. PATENT DOCUMENTS				
666,548	1/1901	Parker	280/260
677,485	7/1901	White	180/228
3,861,715	1/1975	Mendoza	280/260
4,607,718	8/1986	Nagataki et al.	180/226
4,943,077	7/1990	Lin et al.	280/260



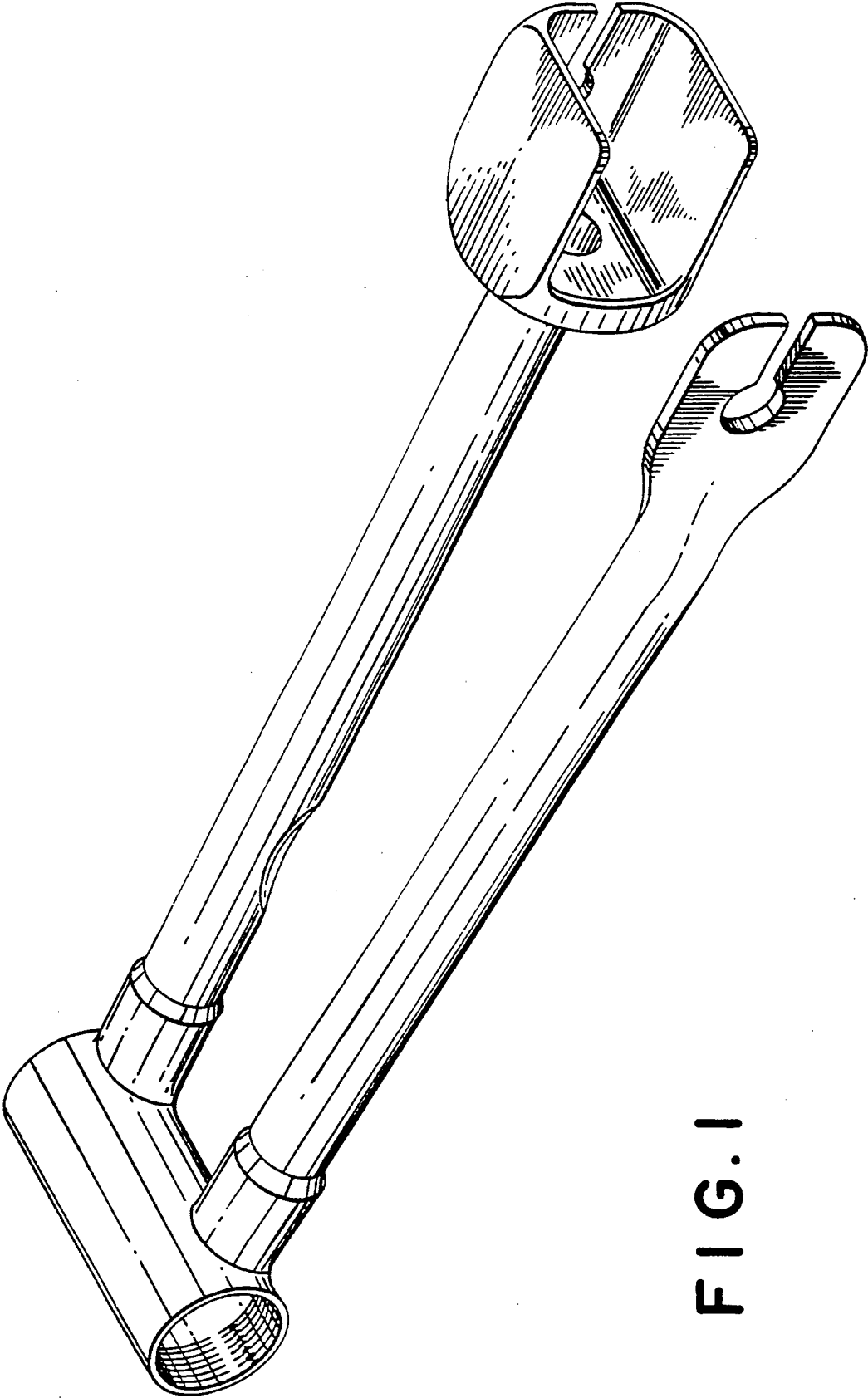


FIG. 1

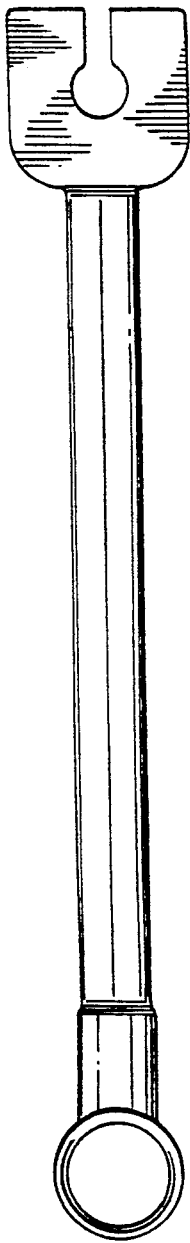


FIG. 3

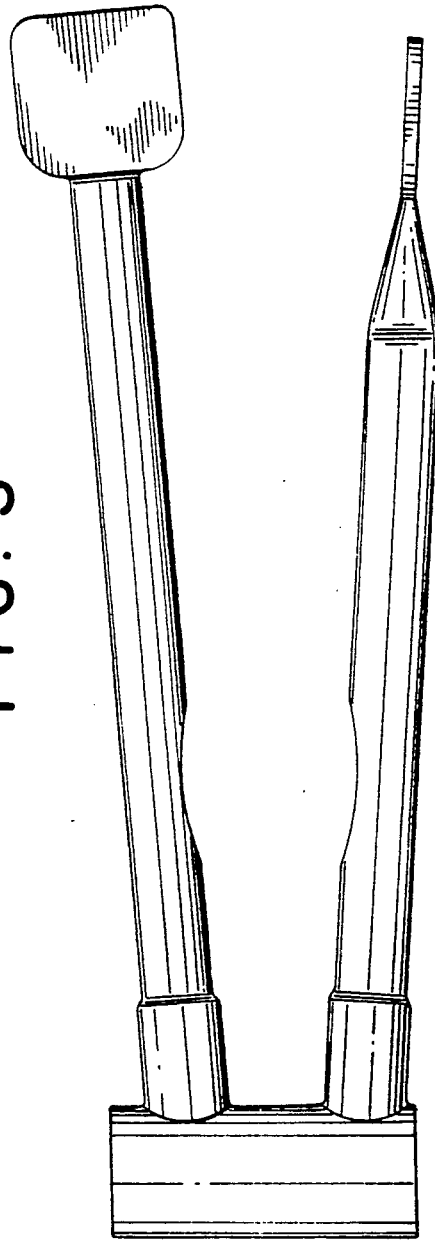


FIG. 6

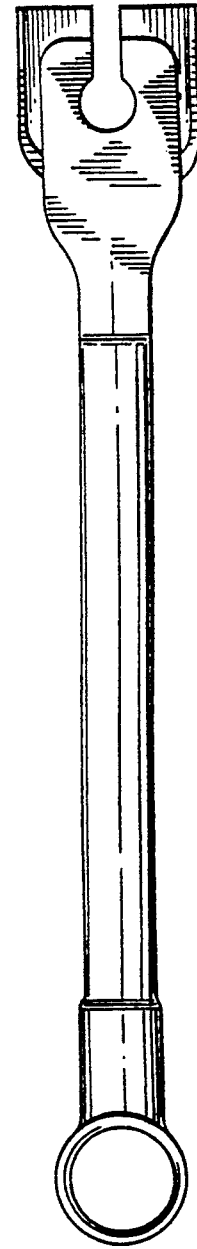


FIG. 2

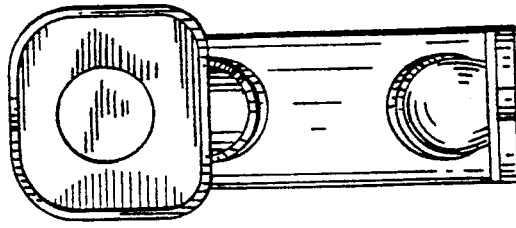


FIG. 5

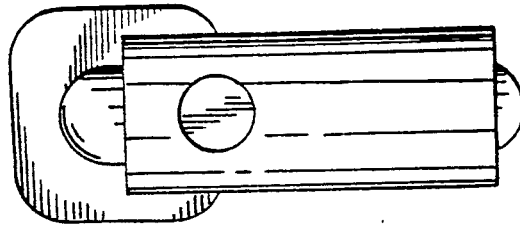


FIG. 4