



US00D329409S

# United States Patent [19]

[11] Patent Number: **Des. 329,409**

Allsop et al.

[45] Date of Patent: **\*\* Sep. 15, 1992**

## [54] BICYCLE FRAME

[75] Inventors: **James D. Allsop**, Bellingham; **Paul Barkley**, both of Bellingham; **David E. Calapp**, Bellevue, all of Wash.

[73] Assignee: **Allsop, Inc.**, Bellingham, Wash.

[\*] Notice: The portion of the term of this patent subsequent to Mar. 24, 2006 has been disclaimed.

[\*\*] Term: **14 Years**

[21] Appl. No.: **514,363**

[22] Filed: **Apr. 25, 1990**

### Related U.S. Application Data

[63] Continuation-in-part of Ser. No. 333,891, Apr. 7, 1989, Pat. No. 4,934,724, and a continuation-in-part of Ser. No. 440,732, Nov. 22, 1989, Pat. No. Des. 324,836.

[52] U.S. Cl. .... **D12/111**

[58] Field of Search ..... **D12/111; 280/281.1, 280/288.1, 288.2, 288.3, 284**

### [56] References Cited

#### U.S. PATENT DOCUMENTS

D. 54,141	11/1919	Smith .....	D12/111
D. 275,273	8/1984	Martin et al. ....	D12/111
D. 284,646	7/1986	Turner .....	D12/111
D. 311,508	10/1990	Rieger et al. ....	D12/111
396,083	1/1989	Harris .....	297/196
1,715,246	5/1929	Osborn et al. .	
2,244,709	6/1941	Knizel .....	280/281

## FOREIGN PATENT DOCUMENTS

72169 12/1893 Fed. Rep. of Germany .

## OTHER PUBLICATIONS

American Bicyclist & Motorcyclist, Mar. 1989, p. 64, Piranha Boys Gloss Black Bicycle.  
American Bicyclist & Motorcyclist, Dec. 1988, p. 100, The 007 Downhill Racer Bicycle.  
American Bicyclist & Motorcyclist, Nov. 1989, p. 5, The Allsop Softride Supervision System.  
*AMF 1975 Juvenile Wheel Goods Catalog*, Bicycle No. D-976 SS.

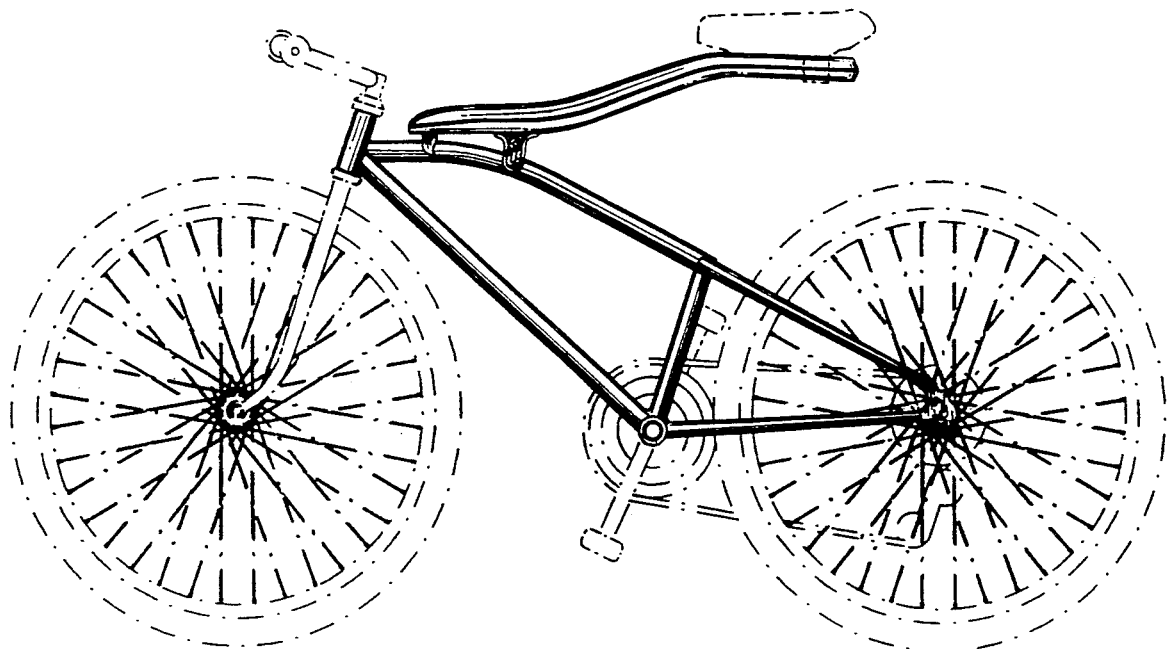
*Primary Examiner*—Wallace R. Burke  
*Assistant Examiner*—Melody Brown  
*Attorney, Agent, or Firm*—Christensen, O'Connor, Johnson & Kindness

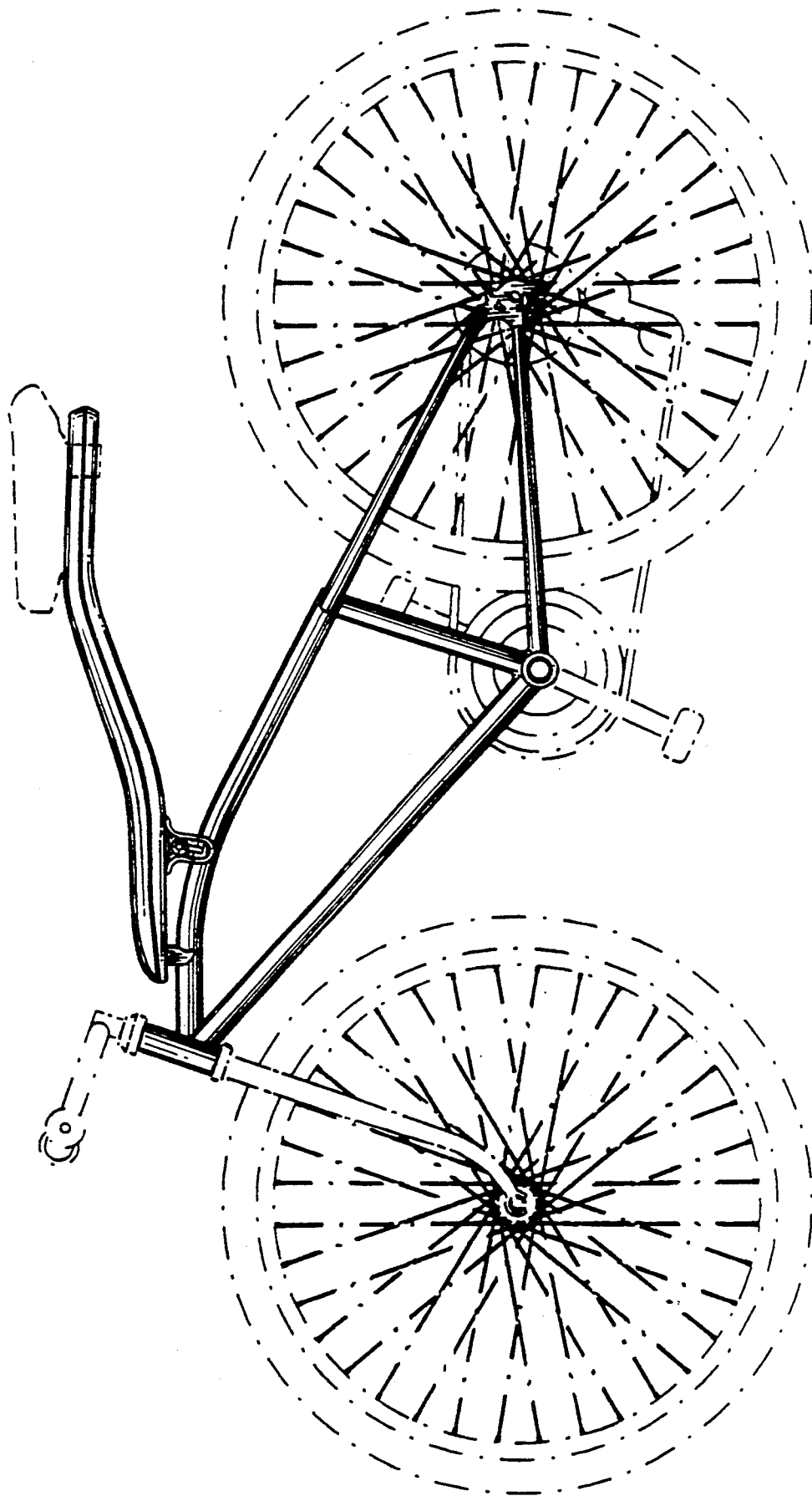
## [57] CLAIM

The ornamental design for a bicycle frame, as shown and described.

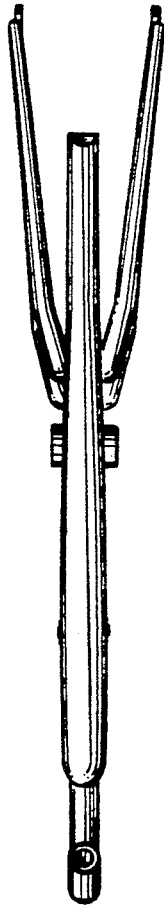
## DESCRIPTION

FIG. 1 is a right side elevation view of a bicycle frame showing our new design, it being understood that the broken lines are for illustrative purposes only and form no part of the claimed design, the left side view being a mirror image of that shown;  
FIG. 2 is a right side elevation view thereof;  
FIG. 3 is a top plan view thereof;  
FIG. 4 is a bottom plan view thereof;  
FIG. 5 is a front elevation view thereof; and,  
FIG. 6 is a rear elevation view thereof.

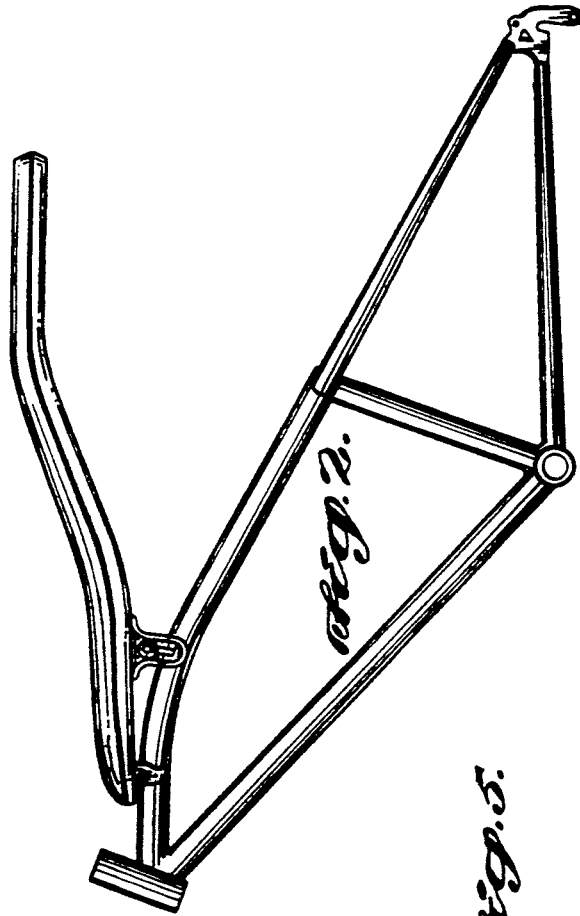




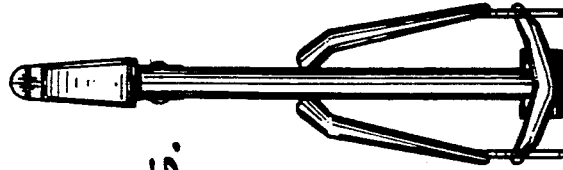
*Fig. 1.*



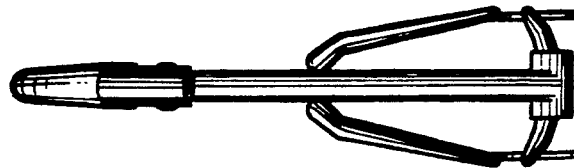
*Fig. 3.*




*Fig. 2.*



*Fig. 6.*



*Fig. 5.*



*Fig. 4.*