



US00D331898S

United States Patent [19]

[11] Patent Number: **Des. 331,898**

Muller et al.

[45] Date of Patent: **** Dec. 22, 1992**

[54] **BICYCLE FRAME**

[75] Inventors: **Marc Muller, Waterford; Robert Jennik, Milwaukee, both of Wis.**

[73] Assignee: **Schwinn Bicycle Company, Chicago, Ill.**

[**] Term: **14 Years**

[21] Appl. No.: **589,481**

[22] Filed: **Sep. 27, 1990**

[52] U.S. Cl. **D12/111**

[58] Field of Search **D12/111; 280/281.1, 280/288.1, 288.2, 288.3**

[56] **References Cited**

U.S. PATENT DOCUMENTS

D. 292,074	9/1987	Schelplin	D12/111
2,855,220	10/1958	Douglas et al.	280/281.1
3,030,124	4/1962	Holloway	280/281.1
4,705,286	11/1987	Lauzier et al.	280/281.1

OTHER PUBLICATIONS

American Bicyclist & Motorcyclist, Mar. 1989, p. 100, the Auburn USA ER-20R Frame.

American Bicyclist & Motorcyclist, Aug. 1990, pp. 65 & 79, the Dahon bicycle and Bulley bicycle.

Primary Examiner—James M. Gandy

Assistant Examiner—Melody Brown

Attorney, Agent, or Firm—McCaleb, Lucas & Brugman

[57] **CLAIM**

The ornamental design for a bicycle frame, as shown and described.

DESCRIPTION

FIG. 1 is a perspective view of a bicycle frame showing our new design, it being understood that the broken lines are for illustrative purposes only and form no part of the claimed design;

FIG. 2 is a right side elevational view thereof;


FIG. 3 is a left side elevational view thereof;

FIG. 4 is a top plan view thereof;

FIG. 5 is a bottom plan view thereof;

FIG. 6 is a front elevational view thereof; and,

FIG. 7 is a rear elevational view thereof.



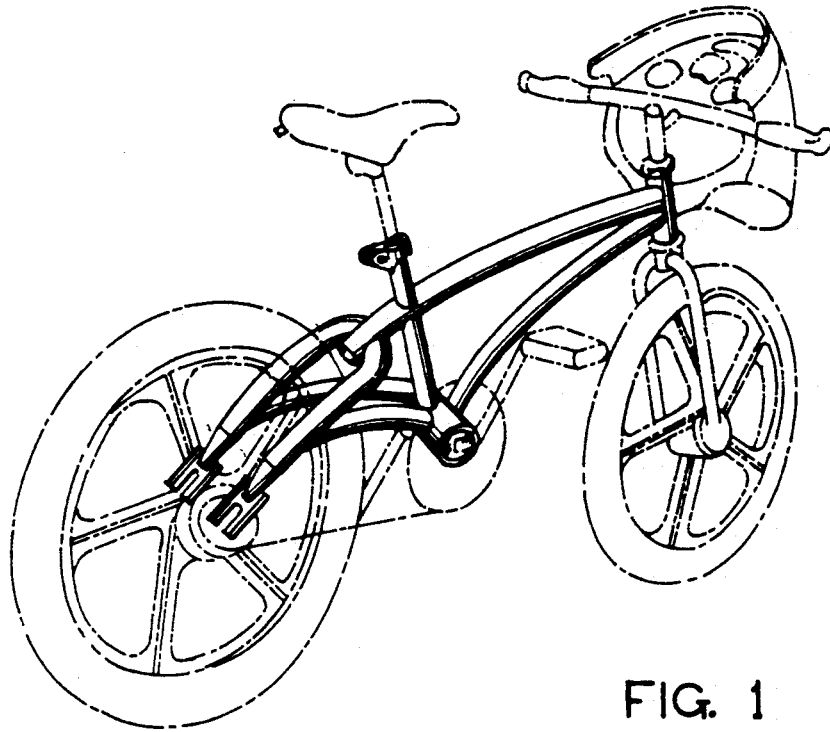


FIG. 1

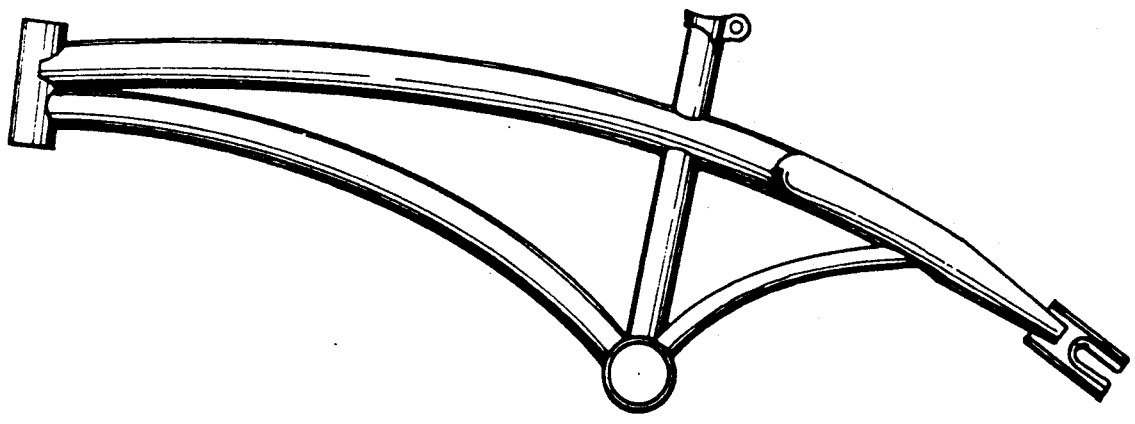


FIG. 3

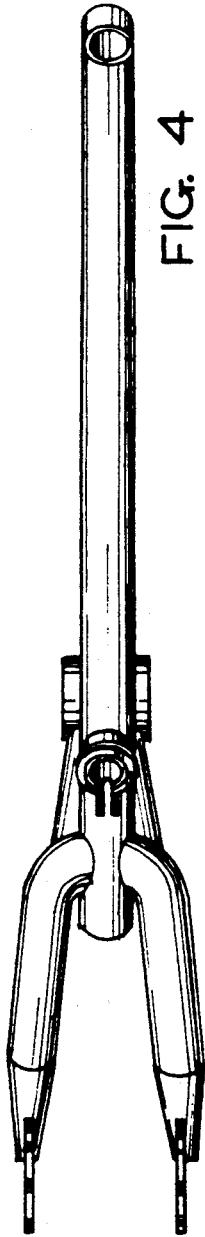


FIG. 4

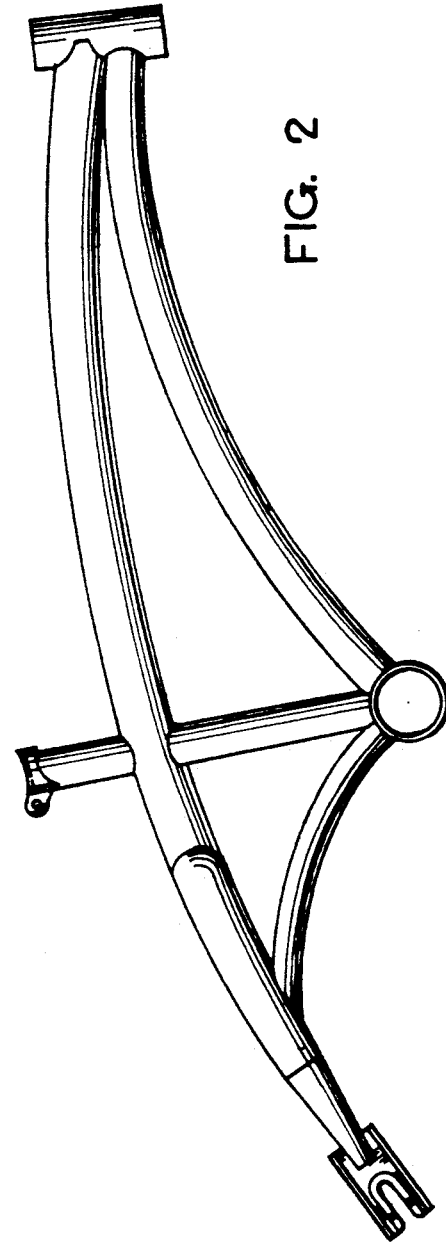


FIG. 2

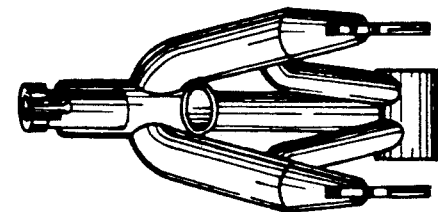


FIG. 7

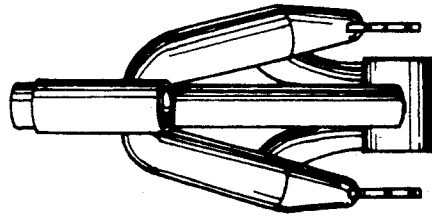


FIG. 6

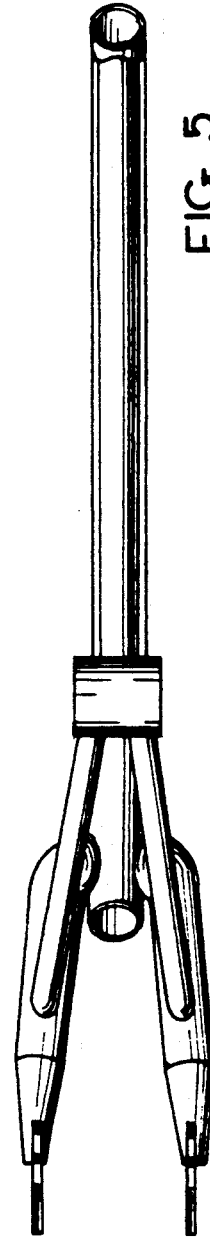


FIG. 5