



US00D337974S

# United States Patent [19]

[11] Patent Number: **Des. 337,974**

Muller et al.

[45] Date of Patent: **\*\* Aug. 3, 1993**

[54] **LUG FOR A BICYCLE FRAME FOR CONNECTING SEAT TUBE TO TOP TUBE**

4,768,798 9/1988 Reed et al. .... 280/281.1  
4,917,397 4/1990 Chonan ..... 280/281.1

[75] Inventors: **Marc Muller; Christopher Fiorini,**  
both of Waterford, Wis.

### FOREIGN PATENT DOCUMENTS

881430 4/1943 France .  
1017589 12/1952 France .  
2418741 3/1978 France .  
639709 7/1950 United Kingdom .  
1081425 8/1967 United Kingdom .

[73] Assignee: **Schwinn Bicycle Company, Chicago,**  
Ill.

[\*] Notice: The portion of the term of this patent  
subsequent to Dec. 1, 2006 has been  
disclaimed.

### OTHER PUBLICATIONS

American Bicyclist & Motorcyclist, Jan. 1990, p. 64, the  
LT01, LS0B and LD01 Lugs.

[\*\*] Term: **14 Years**

*Primary Examiner*—Wallace R. Burke  
*Assistant Examiner*—Melody Brown  
*Attorney, Agent, or Firm*—McCaleb, Lucas & Brugman

[21] Appl. No.: **763,052**

[22] Filed: **Sep. 18, 1991**

[52] U.S. Cl. .... **D12/117**

[58] Field of Search ..... **D12/117, 111, 114;**  
**280/281.1, 280, 280.1, 288.4, 304.3**

### [57] CLAIM

The ornamental design for a lug for a bicycle frame for  
connecting seat tube to top tube, as shown.

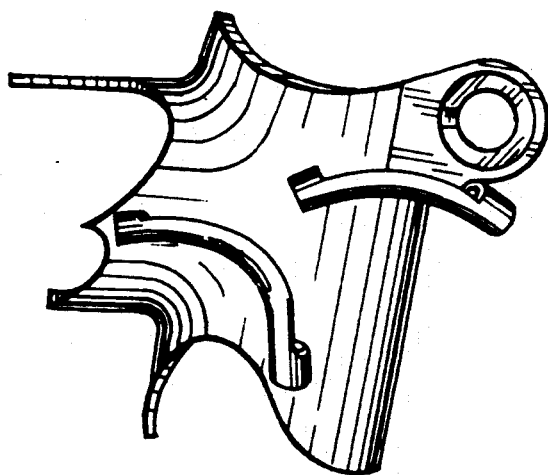
### [56] References Cited

#### U.S. PATENT DOCUMENTS

D. 25,591 6/1896 Guy ..... D12/117  
D. 155,787 11/1949 Dougherty ..... D12/117  
D. 300,912 5/1989 Barchek et al. .... D12/117  
3,889,975 6/1975 Falconi ..... 280/281.1  
4,479,662 10/1984 Defour et al. .... 280/281.1  
4,541,648 9/1985 Takamiya et al. .... 280/281.1  
4,561,670 12/1985 Takada ..... 280/281.1  
4,583,755 4/1986 Diekman et al. .... 280/281.1  
4,585,246 4/1986 Diekman et al. .... 280/281.1  
4,598,922 7/1986 Kleinebenne et al. .... 280/281.1

### DESCRIPTION

FIG. 1 is a perspective view of a lug for a bicycle frame  
for connecting seat tube to top tube showing our new  
design;  
FIG. 2 is a top plan view thereof;  
FIG. 3 is a right side elevational view thereof;  
FIG. 4 is a left side elevational view thereof;  
FIG. 5 is a bottom plan view thereof;  
FIG. 6 is a front elevational view thereof; and,  
FIG. 7 is a rear elevational view thereof.



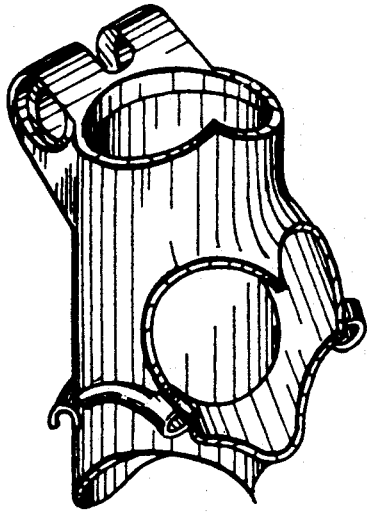


FIG. 1

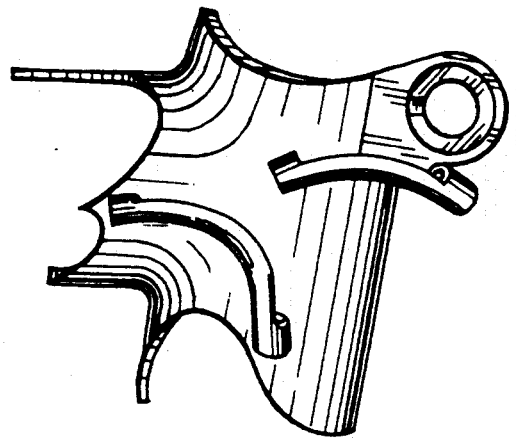


FIG. 4

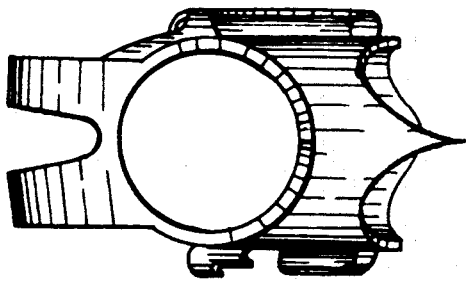


FIG. 2

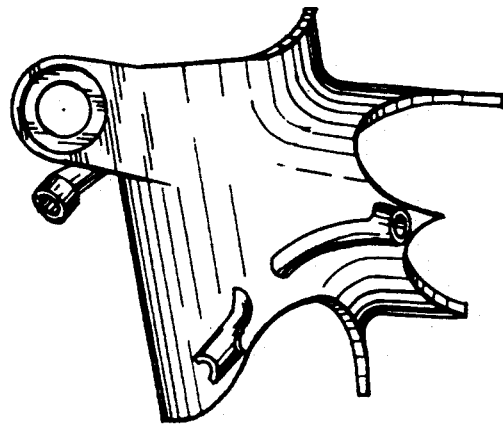


FIG. 3

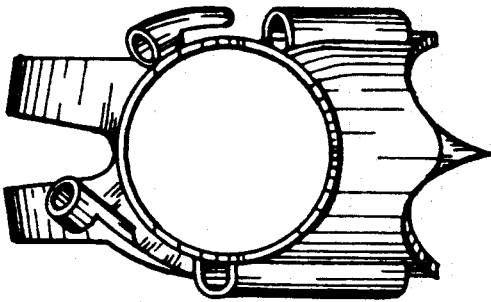


FIG. 5




FIG. 6

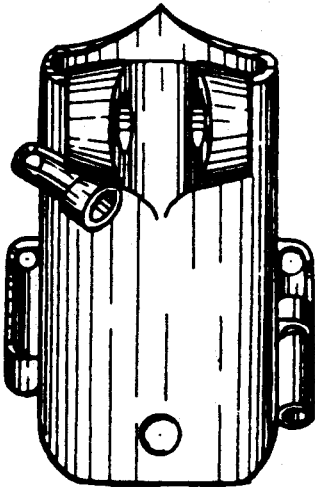


FIG. 7

UNITED STATES PATENT AND TRADEMARK OFFICE  
CERTIFICATE OF CORRECTION

PATENT NO. : Des. 337,974  
DATED : August 3, 1993  
INVENTOR(S) : Marc Muller; Christopher Fiorini; Mark Norris  
and Clifford F. Mueller

It is certified that error appears in the above-identified patent and that said Letters Patent is hereby corrected as shown below:

Title page, item [75]

Please correct the list of inventors, as follows:

Marc Muller and Christopher Fiorini, both of Waterford, Wisconsin; Mark Norris, West Vancouver, British Columbia, Canada; and Clifford F. Mueller, Palatine, Illinois.

Signed and Sealed this  
First Day of February, 1994

Attest:



BRUCE LEHMAN

Attesting Officer

Commissioner of Patents and Trademarks