



US00D348859S

United States Patent [19]

[11] Patent Number: **Des. 348,859**

Takagaki

[45] Date of Patent: **** Jul. 19, 1994**

[54] **FRAME FOR A BICYCLE**
 [75] Inventor: **Makoto Takagaki, Chigasaki, Japan**
 [73] Assignee: **Miyata Industry Co., Ltd., Chigasaki, Japan**
 [**] Term: **14 Years**
 [21] Appl. No.: **5,574**
 [22] Filed: **Mar. 5, 1993**

366316 7/1974 Japan .
 421946 5/1976 Japan .
 422007 5/1976 Japan .
 422007 12/1976 Japan .
 437346 12/1976 Japan .
 437346 1/1977 Japan .
 422007 4/1978 Japan .
 488415 11/1978 Japan .
 488550 11/1978 Japan .
 509374 8/1979 Japan .

[30] **Foreign Application Priority Data**
 Oct. 5, 1992 [JP] Japan 4-29173
 [52] U.S. Cl. **D12/111**
 [58] Field of Search 280/281.1, 284;
 D12/111

Primary Examiner—Wallace R. Burke
Assistant Examiner—Melody N. Brown
Attorney, Agent, or Firm—Pollock, Vande Sande & Priddy

[56] **References Cited**
U.S. PATENT DOCUMENTS
 D. 237,701 11/1975 Vachon D12/111
 D. 240,418 7/1976 Hirano et al. D12/111
 D. 321,155 10/1991 Tan D12/111
 4,789,174 12/1988 Lawwill 280/284
 5,226,674 7/1993 Buell et al. 280/284

[57] **CLAIM**
 The ornamental design for a frame for a bicycle, as shown.

FOREIGN PATENT DOCUMENTS
 366316 7/1973 Japan .

DESCRIPTION
 FIG. 1 is a front elevational view of a frame for a bicycle showing my new design;
 FIG. 2 is a rear view;
 FIG. 3 is a top plan view;
 FIG. 4 is a bottom view;
 FIG. 5 is a left side view; and,
 FIG. 6 is a right side view thereof.

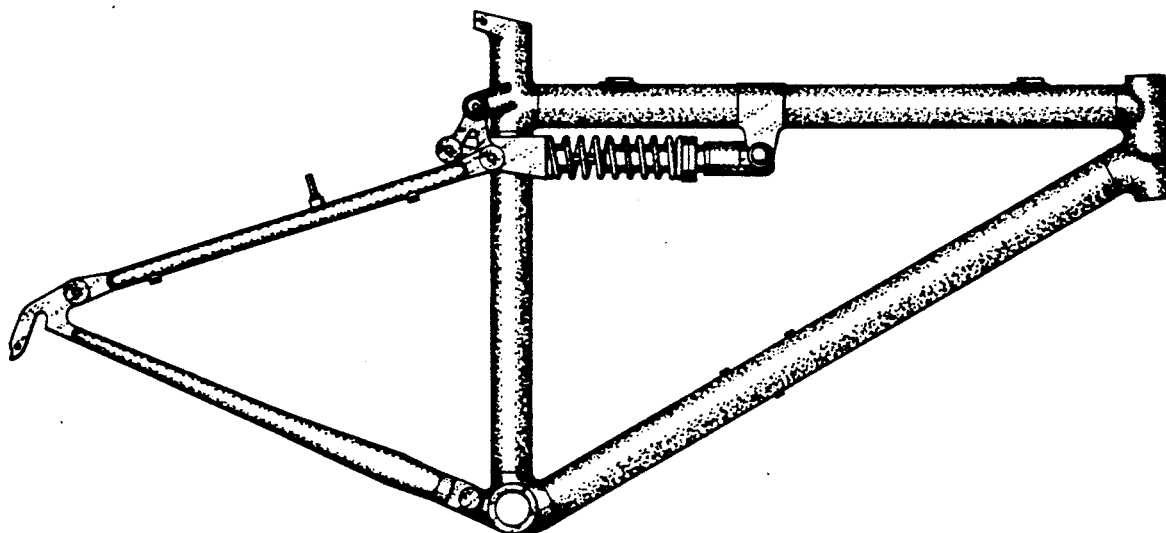


FIG. 2

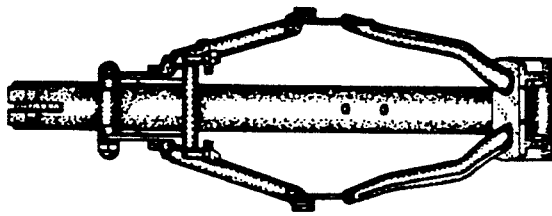


FIG. 1

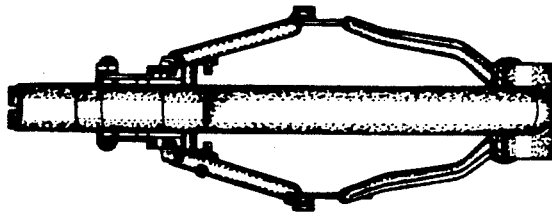


FIG. 3




FIG. 4




FIG. 5

