



US00D349869S

United States Patent [19]

[11] Patent Number: Des. 349,869

Burrows et al.

[45] Date of Patent: ** Aug. 23, 1994

[54] BICYCLE FRAME

[75] Inventors: **Michael P. Burrows; Richard D. Hill**, both of Norfolk, United Kingdom

[73] Assignee: **Group Lotus plc**, Norfolk, United Kingdom

[**] Term: **14 Years**

[21] Appl. No.: **934,160**

[22] Filed: **Aug. 21, 1992**

[52] U.S. Cl. **D12/111**

[58] Field of Search 280/281.1, 288.1, 288.2, 280/288.3; D12/111

[56] References Cited

U.S. PATENT DOCUMENTS

Re. 33,295	8/1990	Trimble	280/281.1
4,230,332	10/1980	Porsche	280/288.3
4,513,986	4/1985	Trimble	280/288.3
4,534,578	8/1985	Keller	280/288.3

FOREIGN PATENT DOCUMENTS

1010341 12/1982 United Kingdom .

OTHER PUBLICATIONS

Article by **Michael Burrows**, one of the inventors, published in Sep./Oct. 1991 edition of *New Cyclist Magazine*.

Photograph of a bicycle ridden by **Michael Burrows**,

one of the inventors, as published in the *Times* newspaper on Mar. 11, 1992.

Photograph of a bicycle having a frame in accordance with the present design and first ridden in competition at Leicester Velodrome in the United Kingdom on May 16, 1992.

A selection of newspaper articles reporting the use of a bicycle having a frame in accordance with the present design by Mr. Christopher Boardman of the Olympic team at the Barcelona Olympic Games of 1992.

Primary Examiner—Wallace R. Burke

Assistant Examiner—M. Brown

Attorney, Agent, or Firm—Fulwider Patton Lee & Utecht

[57] CLAIM

The ornamental design for a bicycle frame, as shown and described.

DESCRIPTION

FIG. 1 is a perspective view of a bicycle frame embodying our new design;

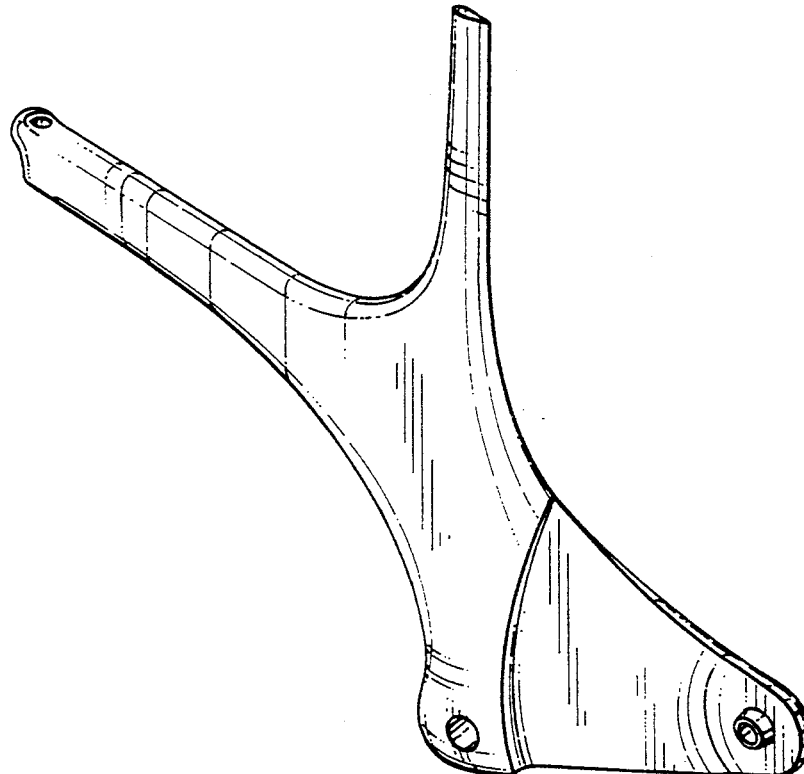
FIG. 2 is a side elevational view of the bicycle frame of FIG. 1;

FIG. 3 is a bottom plan view of the bicycle frame of FIG. 1;

FIG. 4 shows a cross section of the bicycle frame taken along line 4—4 of FIG. 2;

FIG. 5 shows a cross section of the bicycle frame taken along line 5—5 of FIG. 2; and,

FIG. 6 shows a cross section of the bicycle frame taken along line 6—6 of FIG. 2.



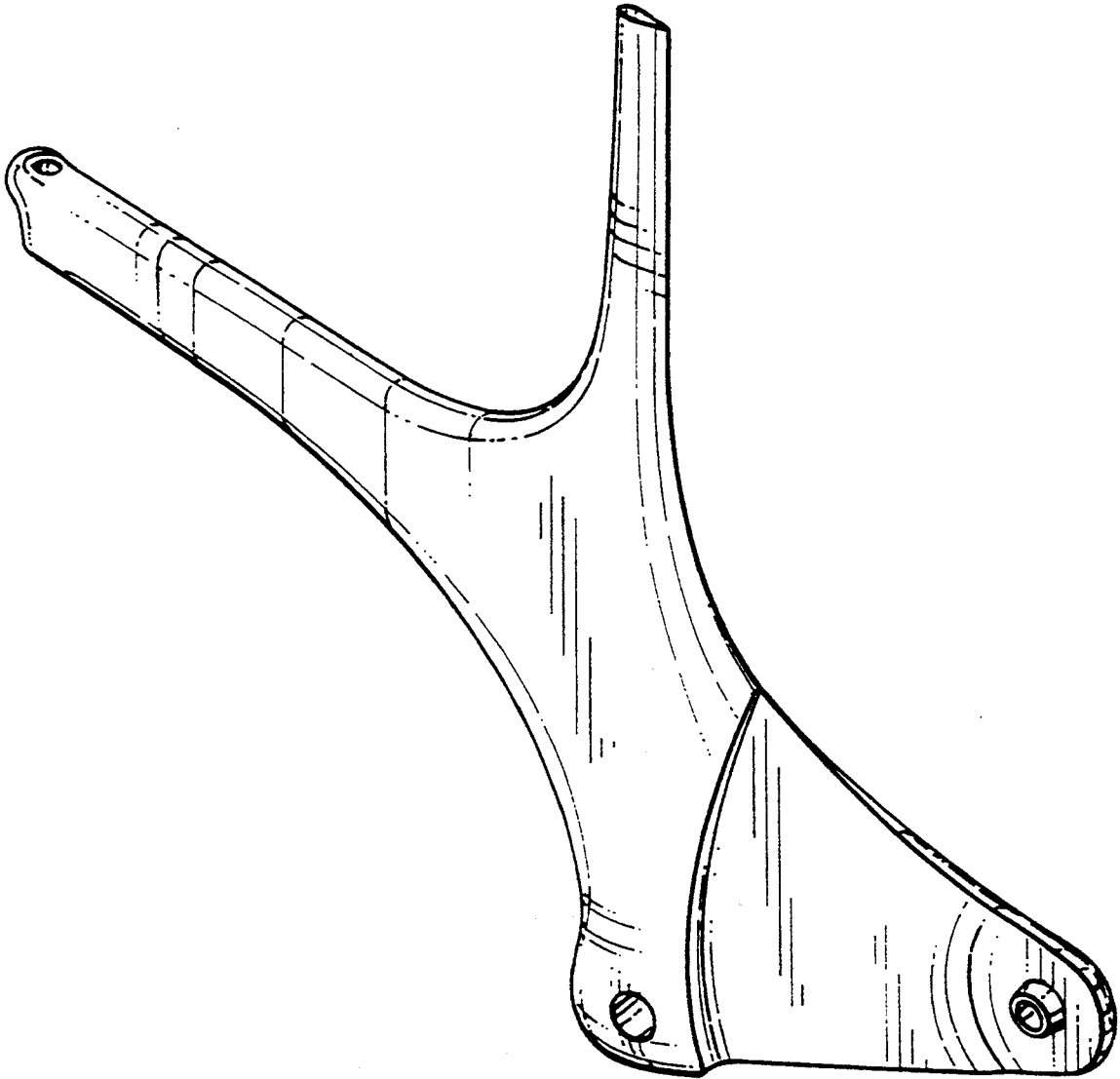


FIG. 1.

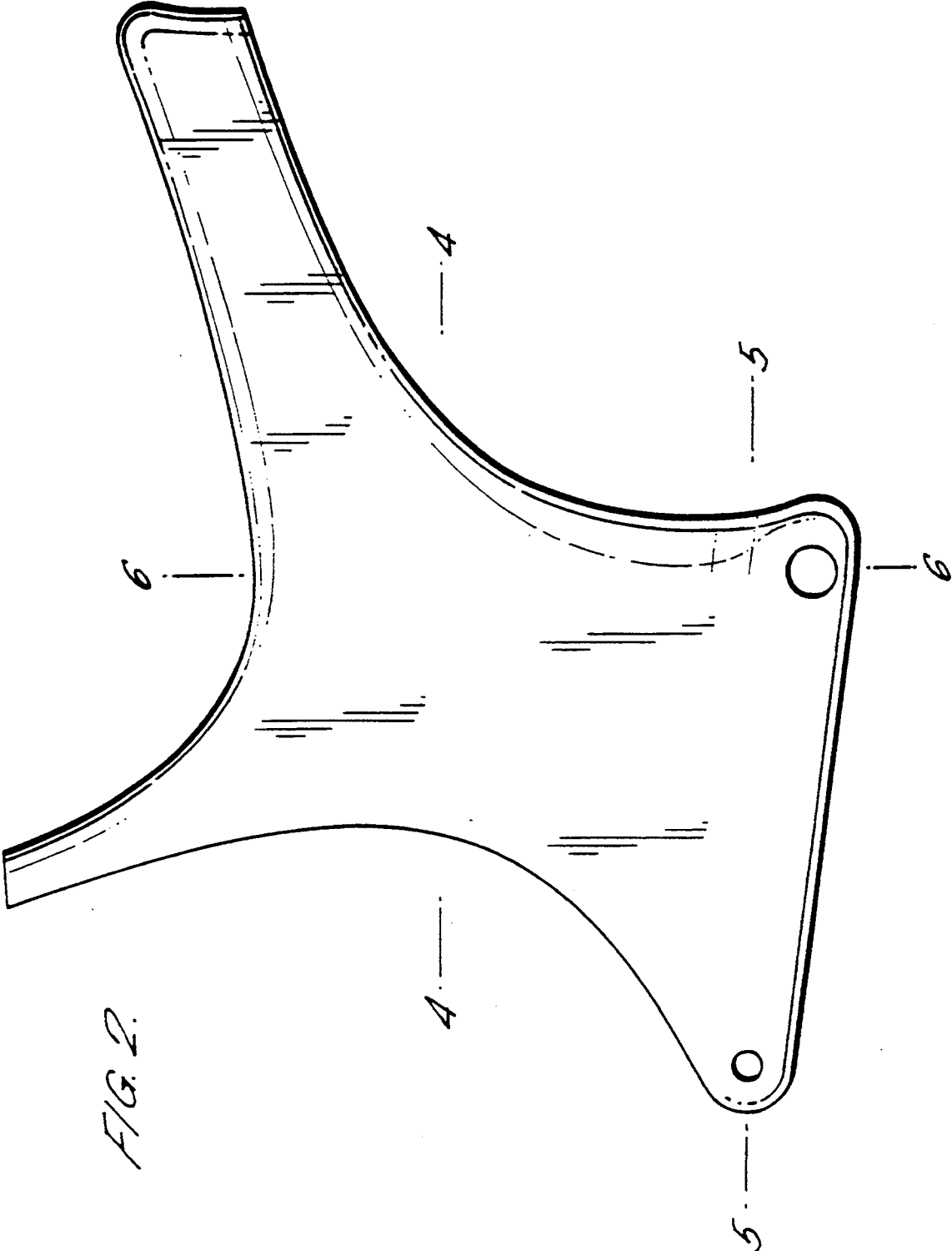


FIG. 2.

FIG. 3.

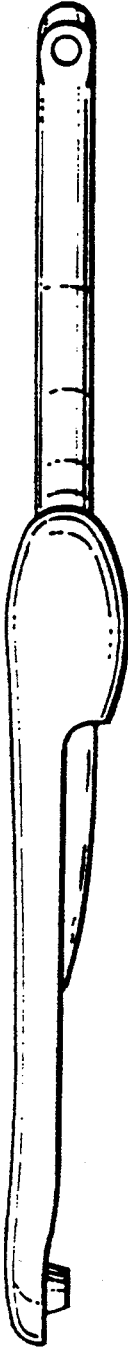


FIG. 4.



FIG. 5.



FIG. 6.

