



US00D357437S

United States Patent [19]

[11] Patent Number: **Des. 357,437**

Kuba

[45] Date of Patent: **** Apr. 18, 1995**

[54] **TWO-WHEEL FRAME**

[75] Inventor: **Vladislav Kuba**, Grosskarolinenfeld, Germany

[73] Assignee: **M1-Sporttechnik GmbH**, Grosshelfendorf, Germany

[**] Term: **14 Years**

[21] Appl. No.: **13,023**

[22] Filed: **Sep. 16, 1993**

[30] **Foreign Application Priority Data**

Mar. 16, 1993 [DE] Germany M9302218.2

[52] **U.S. Cl.** **D12/111**

[58] **Field of Search** D12/111; 280/281.1, 280/288.1, 288.2, 288.3

[56] **- References Cited**

U.S. PATENT DOCUMENTS

- D. 238,419 1/1976 Apodaca D12/111
- D. 290,592 6/1987 Levine D12/111
- D. 320,962 10/1991 Savage D12/111
- D. 321,156 10/1991 Browning D12/111
- 5,269,551 12/1993 Martin et al. 280/288.3

OTHER PUBLICATIONS

American Bicyclist & Motorcyclist, Aug. 1993, p. 23, the Tung Pao carbon fiber bicycle frame.

Primary Examiner—Wallace R. Burke

Assistant Examiner—M. Brown

Attorney, Agent, or Firm—Oblon, Spivak, McClelland, Maier & Neustadt

[57] **CLAIM**

The ornamental design for a two-wheel frame, as shown and described.

DESCRIPTION

FIG. 1 is a top, rear and left side perspective view of a two-wheel frame, showing my new design;

FIG. 2 is a right side view thereof;

FIG. 3 is a left side view thereof;

FIG. 4 is a front view thereof;

FIG. 5 is a rear view thereof; and,

FIG. 6 is a top plan view thereof.

The broken line showing of the bicycle seat, handle, tires, sprocket wheel and pedals in FIG. 2 is for illustrative purposes only and forms no part of the claimed design.


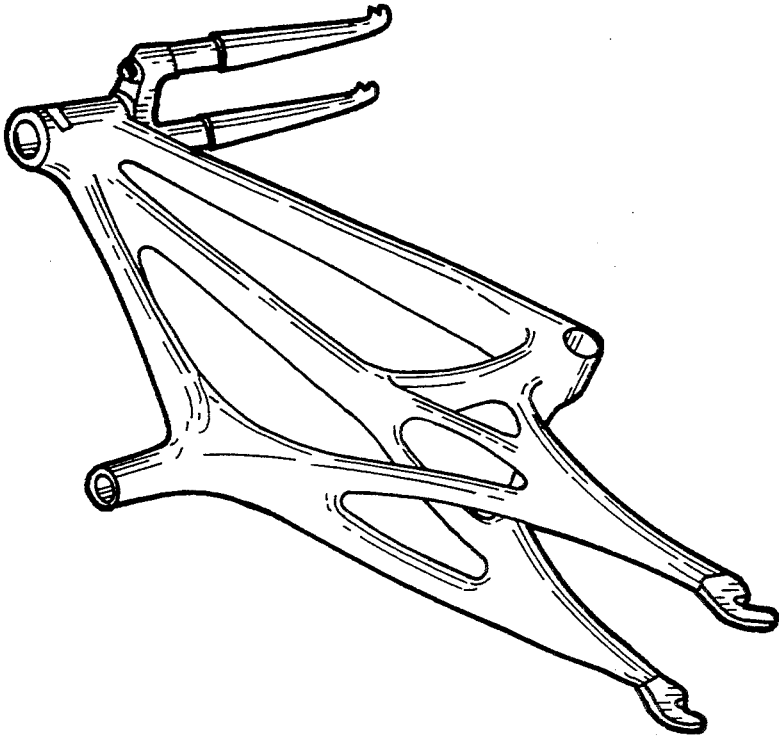


FIG. 1



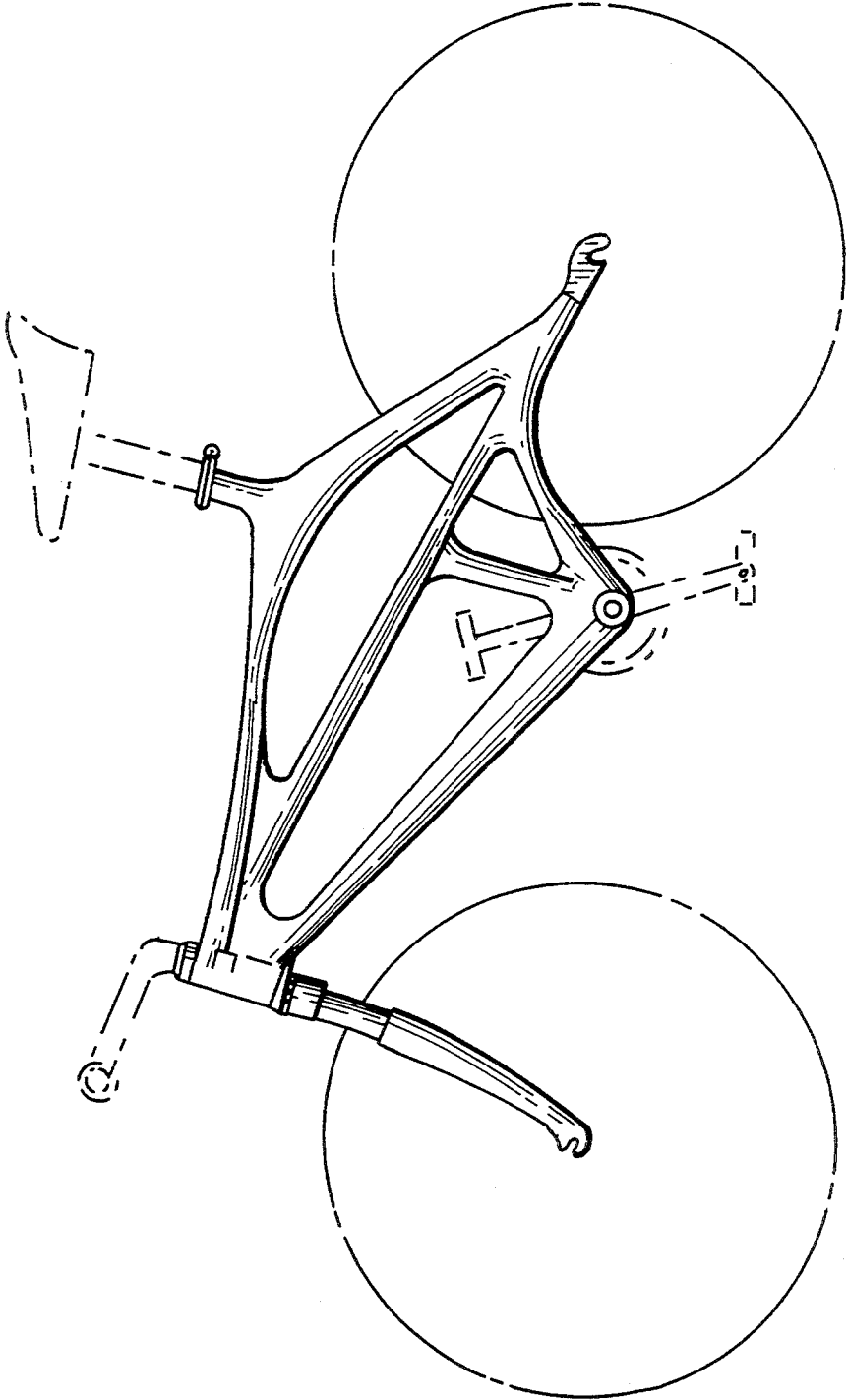


FIG. 2

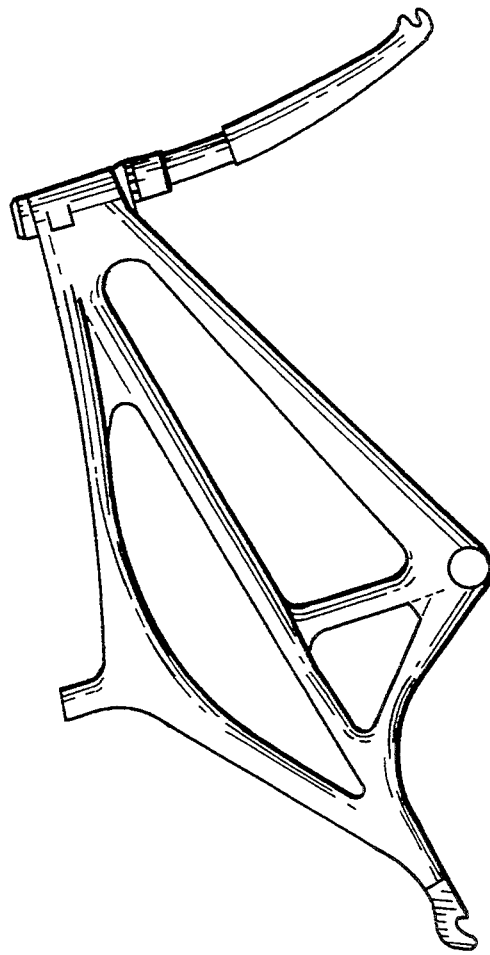


FIG. 3

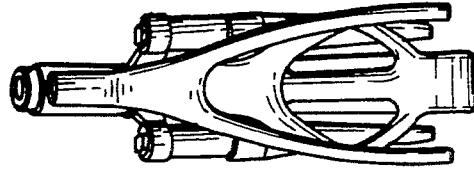


FIG. 5



FIG. 6

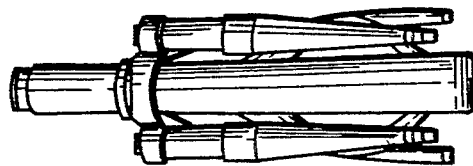


FIG. 4