



US00D364365S

United States Patent [19]

[11] Patent Number: **Des. 364,365**

Lin et al.

[45] Date of Patent: ****Nov. 21, 1995**

[54] **BICYCLE FRAME**

5,382,082 1/1995 Allsop et al. 280/281.1
5,390,947 2/1995 Pong et al. 280/281.1

[75] Inventors: **Chin-I Lin**, Tainan; **Gou-Don Chu**,
Hsinchu, both of Taiwan

Primary Examiner—A. Hugo Word
Assistant Examiner—M. Brown
Attorney, Agent, or Firm—Michael D. Bednarek; Marks &
Murase

[73] Assignee: **Industrial Technology Research
Institute**, Taiwan

[**] Term: **14 Years**

[57] CLAIM

[21] Appl. No.: **22,502**

The ornamental design for a bicycle frame, as shown and
described.

[22] Filed: **May 6, 1994**

[52] U.S. Cl. **D12/111**; 280/281.1

[58] Field of Search D12/111; 280/281.1,
280/288.1, 288.2, 288.3

DESCRIPTION

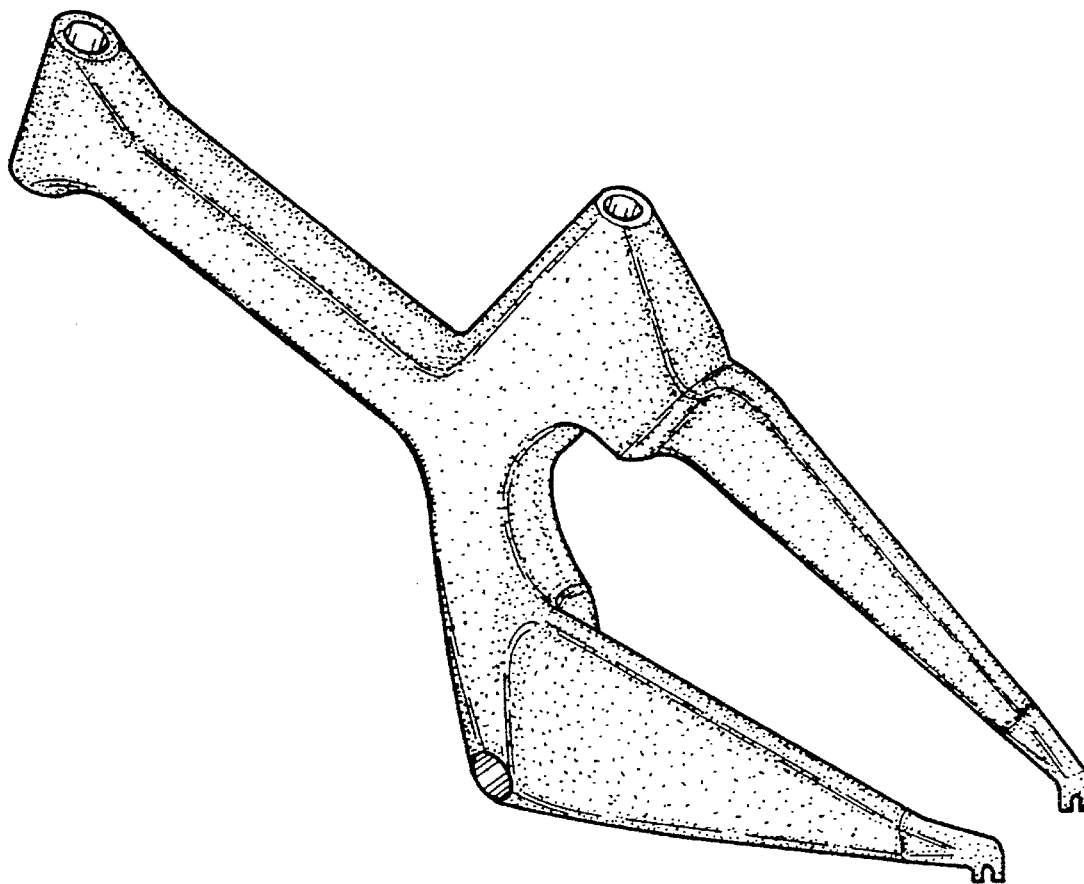
FIG. 1 is a perspective view of a bicycle frame showing our
new design;
FIG. 2 is a front elevational view thereof;
FIG. 3 is a rear elevational view thereof;
FIG. 4 is a top plan view thereof;
FIG. 5 is a bottom plan view thereof;
FIG. 6 is a left side elevational view thereof; and,
FIG. 7 is a right side elevational view thereof.

[56] References Cited

U.S. PATENT DOCUMENTS

D. 313,381 1/1991 Moeller D12/111
4,230,332 10/1980 Porsche 280/288.3
4,513,986 4/1985 Trimble 280/288.3
5,273,303 12/1993 Hornzee-Jones 280/288.3

1 Claim, 4 Drawing Sheets



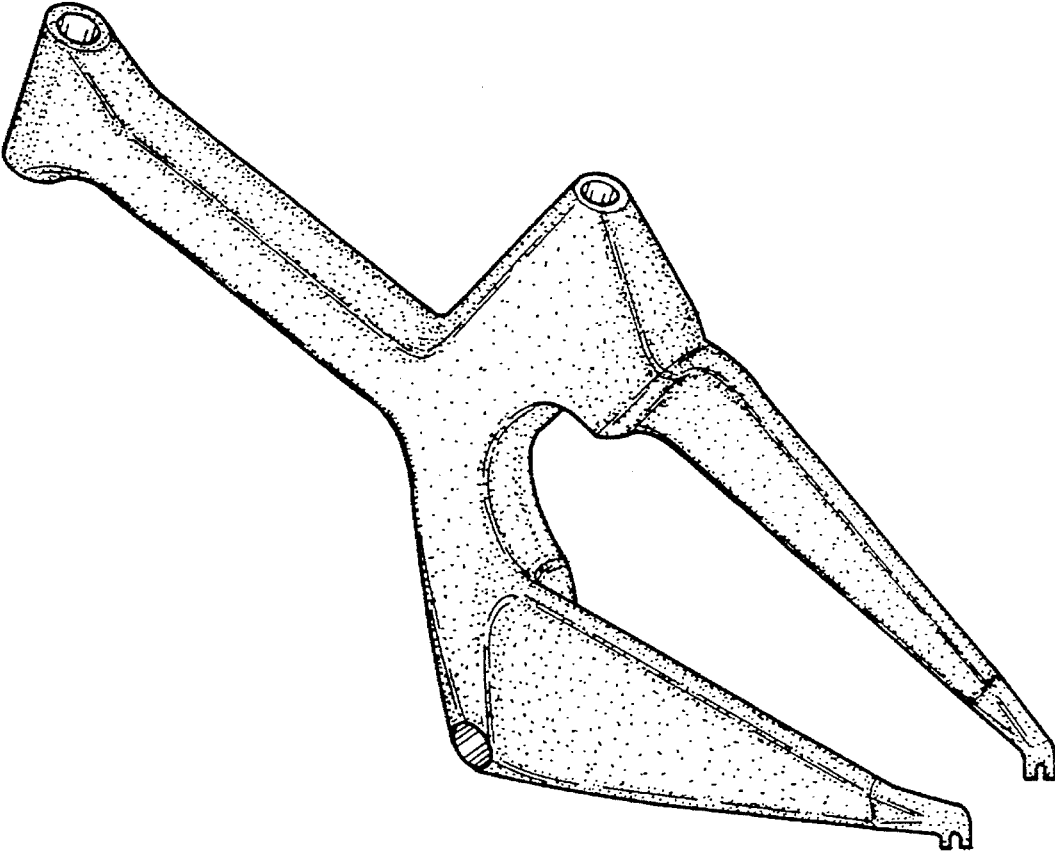


FIG. 1

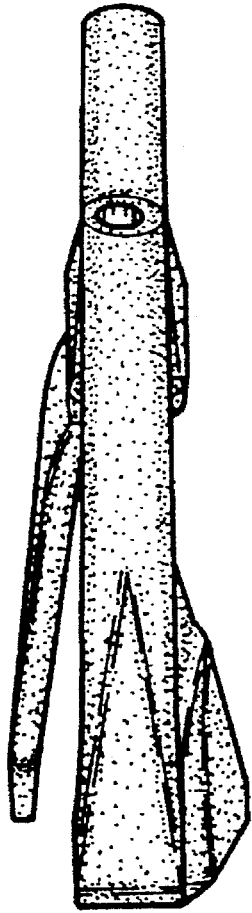


FIG. 2

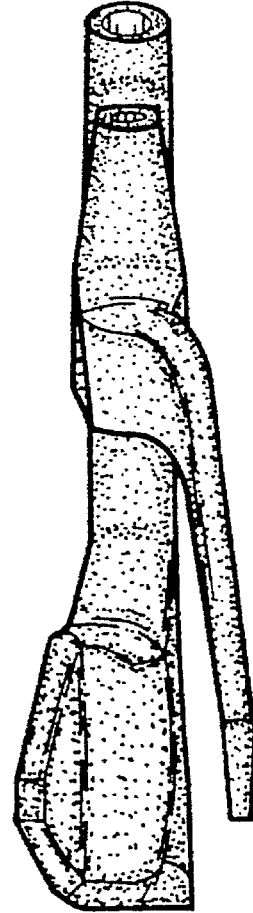


FIG. 3

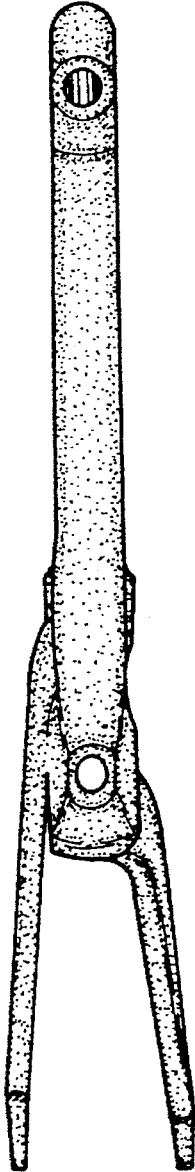


FIG. 4

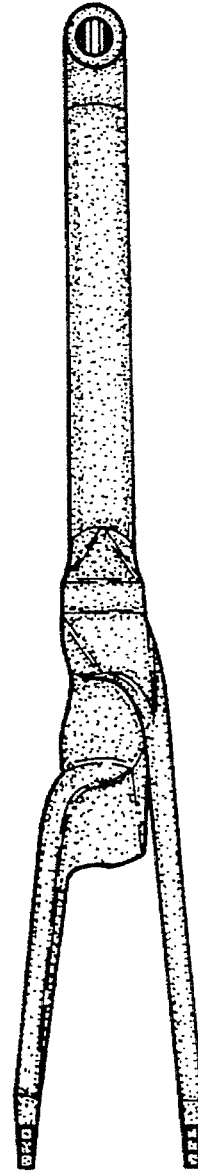


FIG. 5

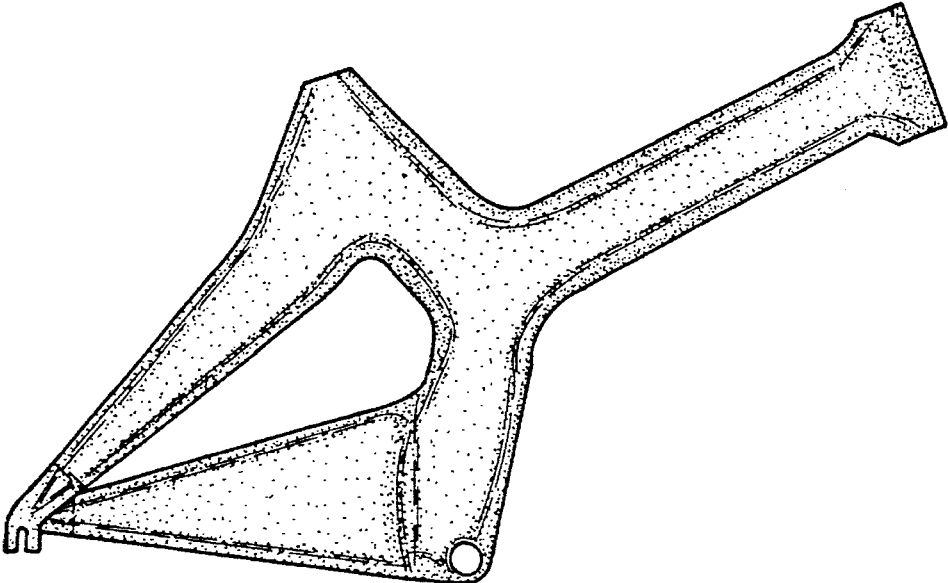


FIG. 6

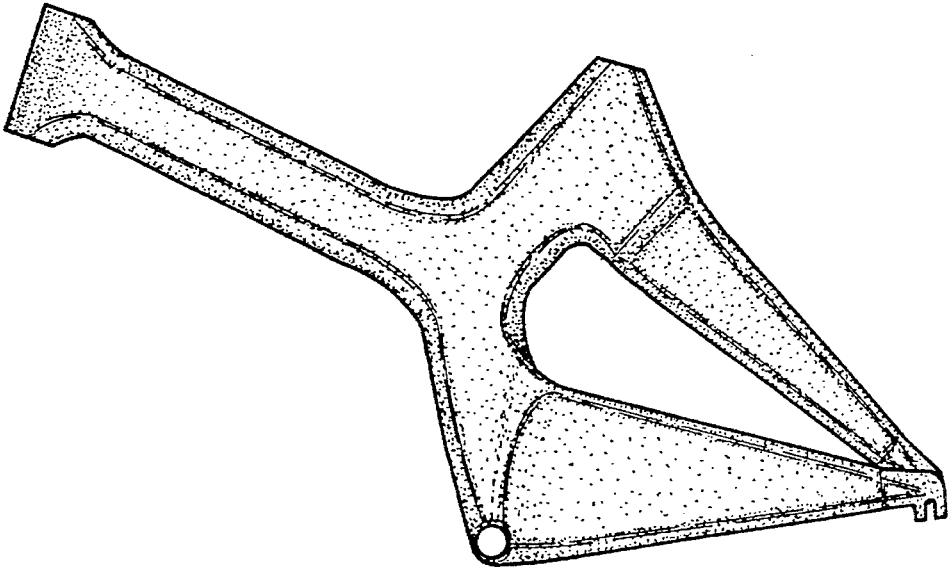


FIG. 7