



US00D369330S

United States Patent [19]

[11] **Patent Number: Des. 369,330**

Hill et al.

[45] **Date of Patent: **Apr. 30, 1996**

[54] **BICYCLE FRAME**

D. 347,603	6/1994	Fritschen	D12/111
D. 349,869	8/1994	Burrows et al.	D12/111
5,273,303	12/1993	Hornzee-Jones	280/281.1

[75] Inventors: **Richard D. Hill**, Norfolk; **Rudy Thomann**, Norwich, both of United Kingdom

Primary Examiner—A. Hugo Word
Assistant Examiner—M. Brown
Attorney, Agent, or Firm—Westman, Chaplin & Kelly

[73] Assignee: **Lotus Cars Limited**, United Kingdom

[57] **CLAIM**

[**] Term: **14 Years**

The ornamental design for a bicycle frame, as shown and described.

[21] Appl. No.: **15,167**

[22] Filed: **Nov. 10, 1993**

DESCRIPTION

[30] **Foreign Application Priority Data**

FIG. 1 is a side elevational view of a bicycle frame embodying our new design;
FIG. 2 is a top plan view thereof;
FIG. 3 is a bottom plan view thereof;
FIG. 4 is a front elevational view thereof;
FIG. 5 is a rear elevational view thereof, the side not shown being a mirror image of side shown; and,
FIG. 6 is a perspective view from the top, front and one side thereof.

May 14, 1993 [GB] United Kingdom 2031075

[52] **U.S. Cl.** **D12/111**; 280/281.1

[58] **Field of Search** D12/111; 280/281.1, 280/288.1, 288.2, 288.3

[56] **References Cited**

U.S. PATENT DOCUMENTS

D. 313,381 1/1991 Moeller D12/111

1 Claim, 4 Drawing Sheets

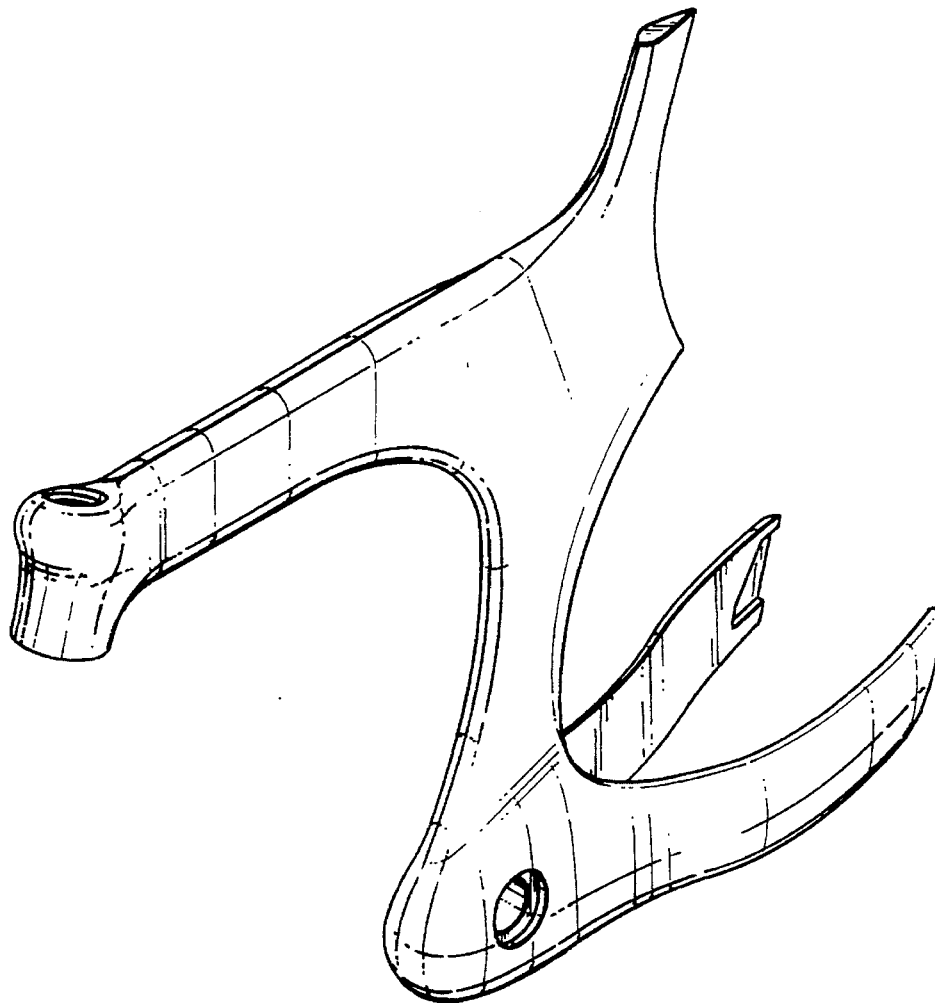


FIG. 1

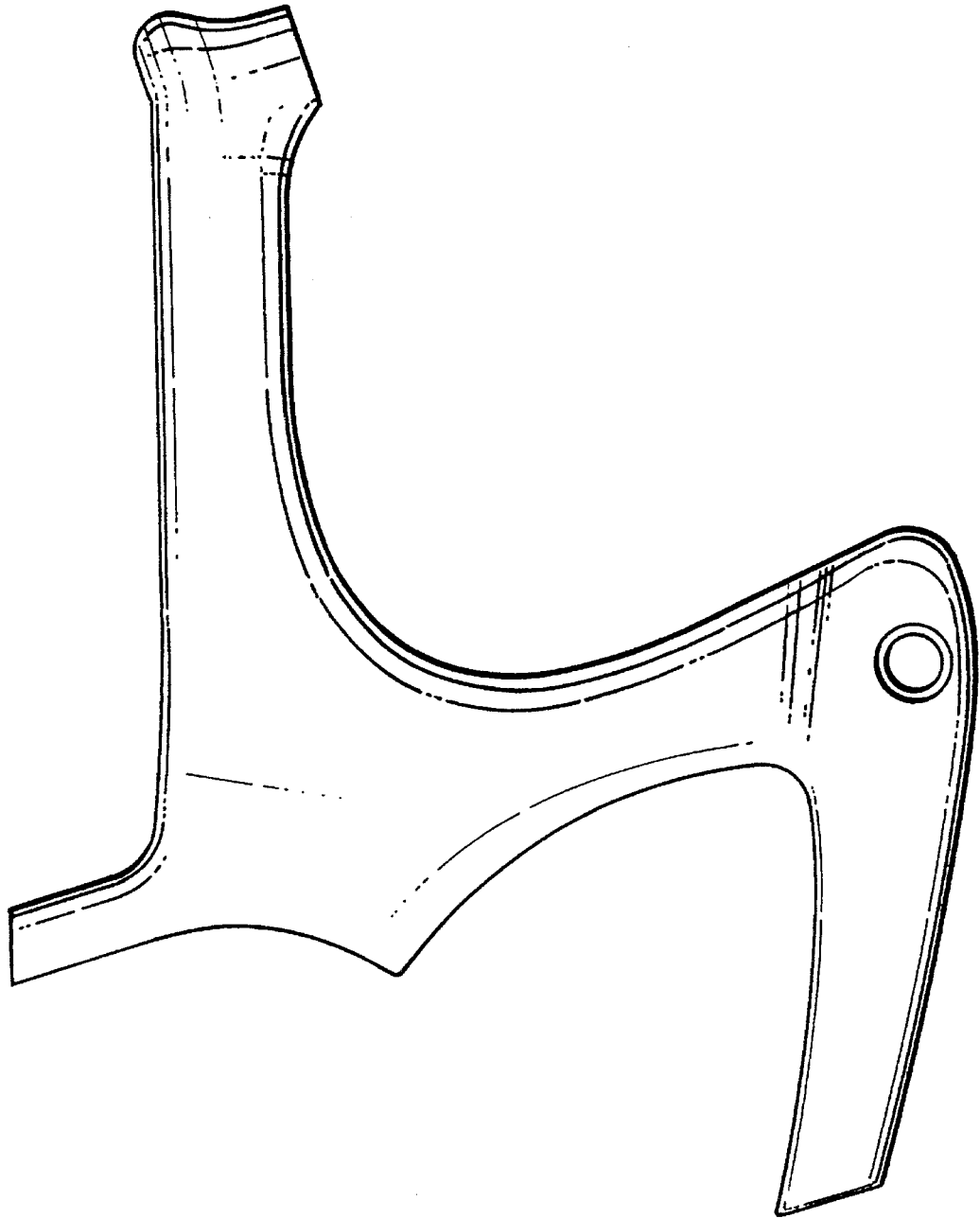


FIG. 2.

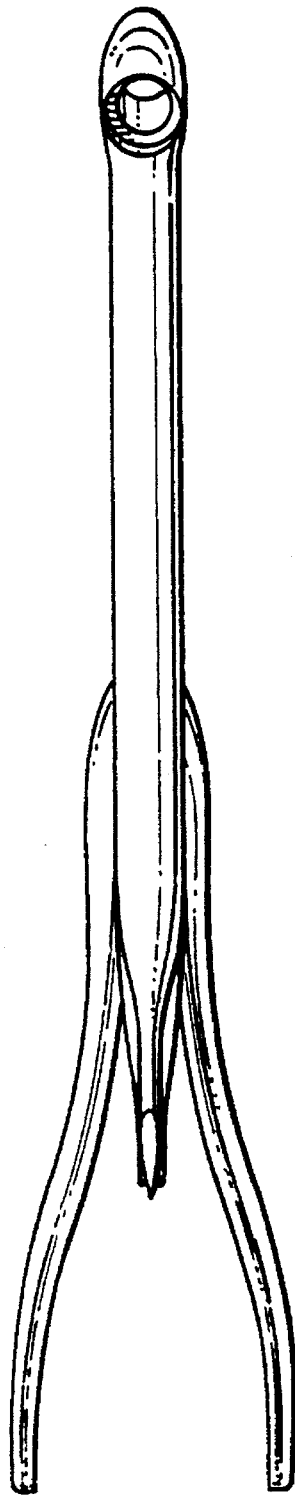


FIG. 3.

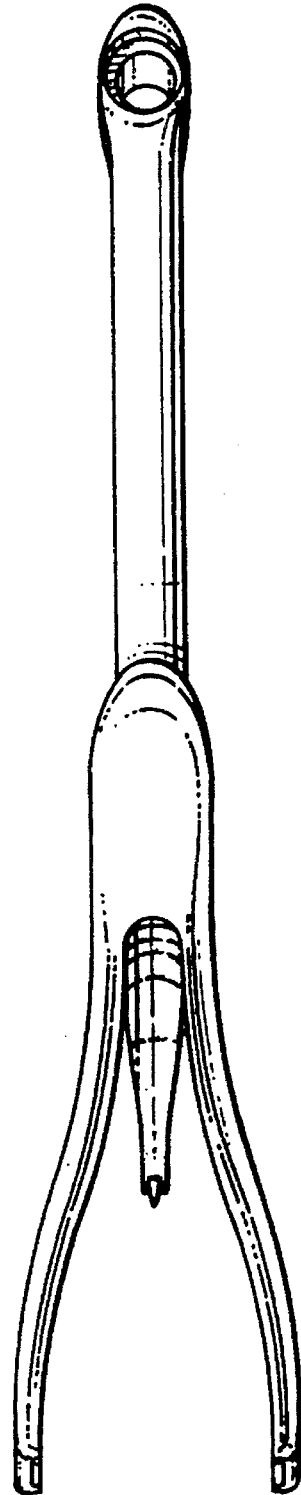


FIG. 4.

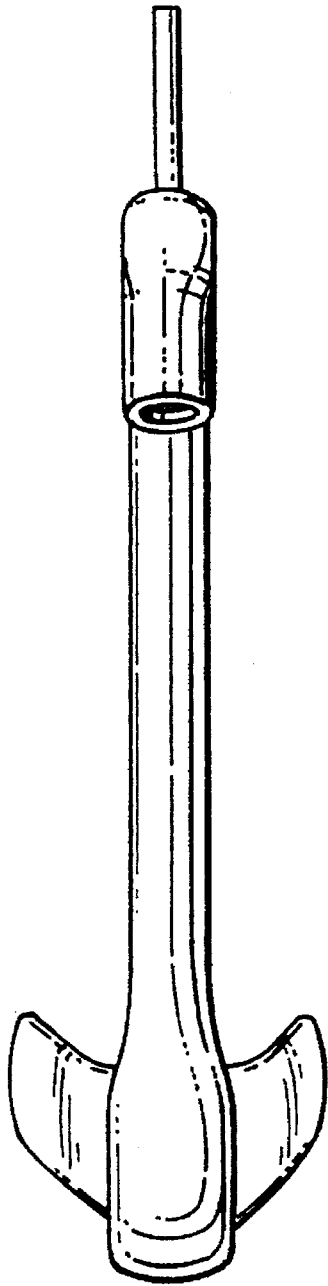


FIG. 5.

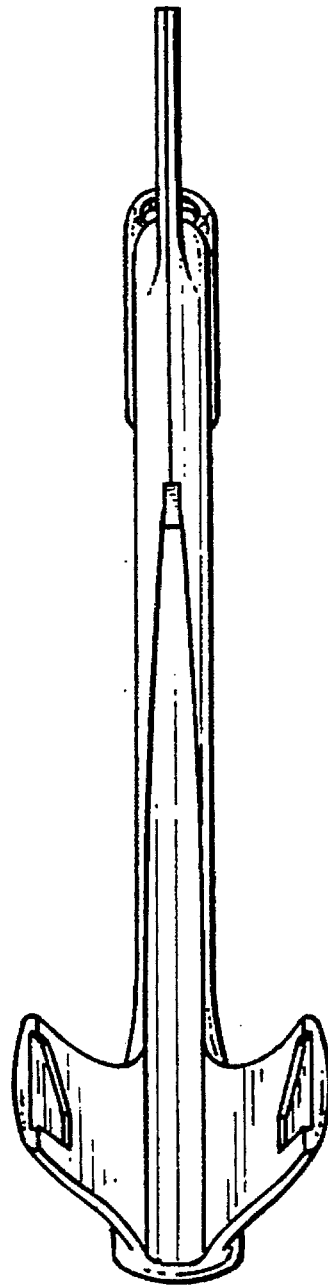


FIG. 6.

