



US00D381941S

United States Patent [19]

[11] Patent Number: **Des. 381,941**

Chan

[45] Date of Patent: ****Aug. 5, 1997**

[54] **BICYCLE FRAME**

D. 372,212	7/1996	Dietz et al.	D12/111
5,356,165	10/1994	Kulhawik et al.	280/326
5,452,910	9/1995	Harris	280/284

[76] Inventor: **Qian Chan**, 13421 Carruth La., Houston, Tex. 77083

[**] Term: **14 Years**

Primary Examiner—Melody N. Brown
Attorney, Agent, or Firm—Kenneth A. Roddy

[21] Appl. No.: **54,569**

[57] **CLAIM**

[22] Filed: **May 15, 1996**

The ornamental design for a bicycle frame, as shown and described.

Related U.S. Application Data

DESCRIPTION

[62] Division of Ser. No. 48,648, Dec. 29, 1995 .

[51] **LOC (6) Cl.** **12-11**

FIG. 1 is a side elevation view of a bicycle frame showing my new design;

[52] **U.S. Cl.** **D12/111**

FIG. 2 is a perspective view thereof shown from the top, rear and one side; and,

[58] **Field of Search** D12/111; 280/281.1, 280/288.1-288.3, 276, 279

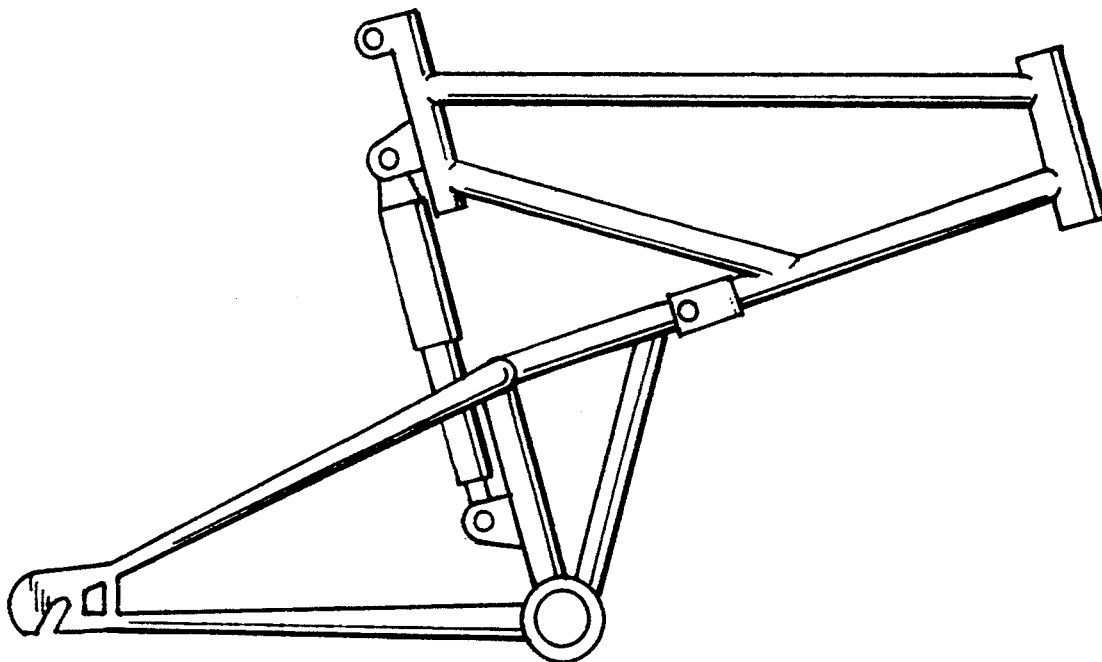
FIG. 3 is a perspective view thereof shown from the bottom, front, and same side as FIG. 2, the opposite side being a mirror image of that shown in FIGS. 1-3.

[56] References Cited

U.S. PATENT DOCUMENTS

D. 326,630 6/1992 Tan D12/111

1 Claim, 1 Drawing Sheet



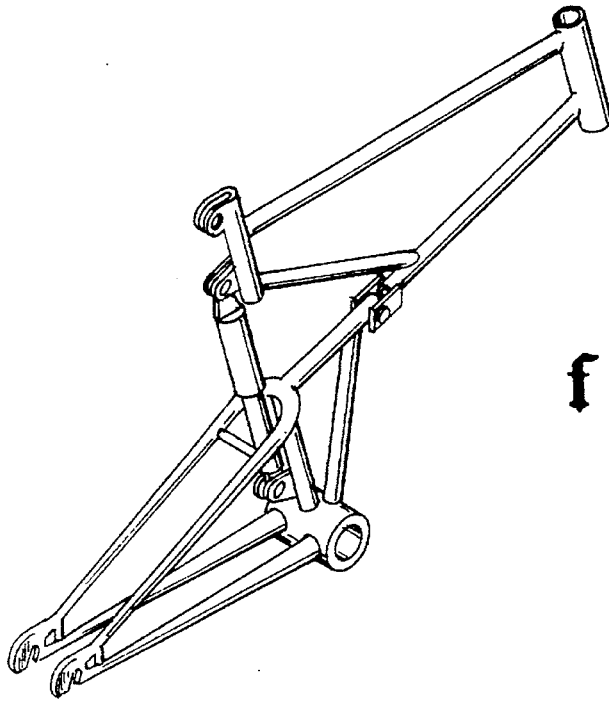


fig. 2

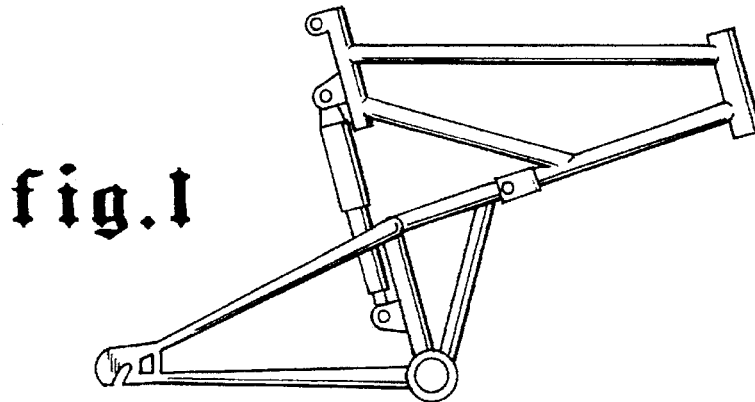


fig. 1

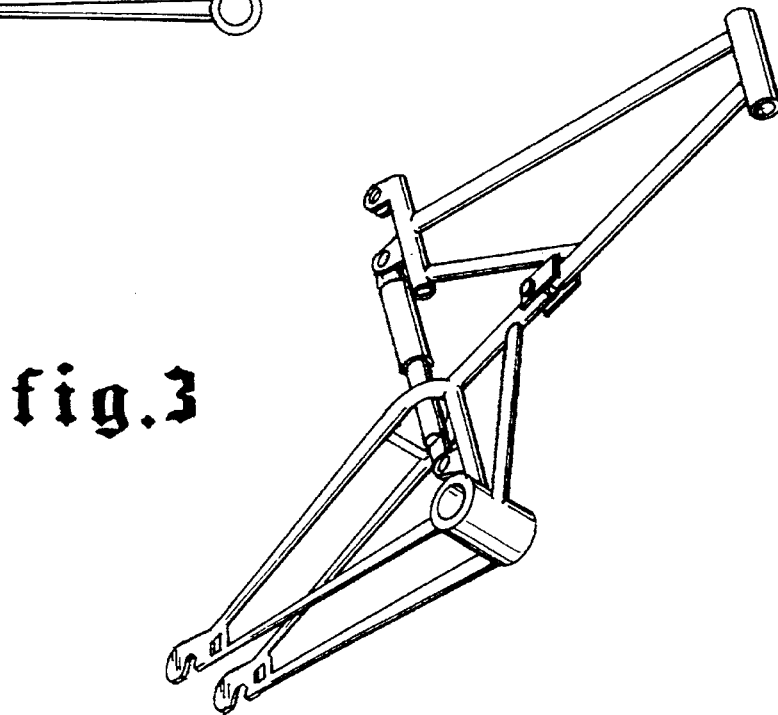


fig. 3