



US00D385228S

United States Patent [19]

Thompson et al.

[11] Patent Number: **Des. 385,228**

[45] Date of Patent: ****Oct. 21, 1997**

[54] **BICYCLE FRAME**

5,411,280	5/1995	Allsop et al.	280/281.1
5,414,423	5/1995	Allsop et al.	D12/111

[75] Inventors: **Lachlan Arthur Thompson**, Bayswater; **Trevor Mark McDonald**, East Bentleigh; **Vaughan Edward Bolwell**, Glenhuntly; **Rodney Alan Peck**, Lower Templestowe, all of Australia

FOREIGN PATENT DOCUMENTS

198284	10/1986	European Pat. Off.
314781	1/1991	Japan
2252537	8/1992	United Kingdom
WO9426579	11/1994	WIPO

[73] Assignees: **Royal Melbourne Institute of Technology**, Melbourne; **Australian Sports Commission**, Australian Capital Territory, both of Australia

OTHER PUBLICATIONS

"The Barcelona Bullet", *Cycling Weekly*, p. 54, Aug. 29, 1992.
"Superbike", *Cycling Weekly*, pp. 26-28, Sep. 5, 1992.
"The Worlds Fastest Bike", *Bicycling*, p. 38, Aug. 1992.

[**] Term: **14 Years**

Primary Examiner—Melody N. Brown
Attorney, Agent, or Firm—Knobbe, Martens, Olson & Bear LLP

[21] Appl. No.: **33,868**

[57] CLAIM

[22] Filed: **Jan. 23, 1995**

The ornamental design for a bicycle frame, as shown and described.

[30] Foreign Application Priority Data

Jul. 22, 1994 [AU] Australia 2313/94

DESCRIPTION

[51] LOC (6) Cl. 12-11

[52] U.S. Cl. D12/111

[58] Field of Search D12/111; 280/281.1, 280/288.1-288.3

FIG. 1 is a front perspective view of a bicycle frame of the present invention;
FIG. 2 is a right side elevational view of the bicycle frame of FIG. 1;
FIG. 3 is a left side elevational view of the bicycle frame of FIG. 1;
FIG. 4 is a front elevational view of the bicycle frame of FIG. 1;
FIG. 5 is a top plan view of the bicycle frame of FIG. 1; and,
FIG. 6 is a bottom plan view of the bicycle frame of FIG. 1.

[56] References Cited

U.S. PATENT DOCUMENTS

D. 313,381	1/1991	Moeller	D12/111
D. 349,869	8/1994	Burrows et al.	D12/111
3,233,916	2/1966	Bowden	280/274
5,240,268	8/1993	Allsop et al.	D12/111
5,273,303	12/1993	Hornzee-Jones	280/288.3

1 Claim, 6 Drawing Sheets

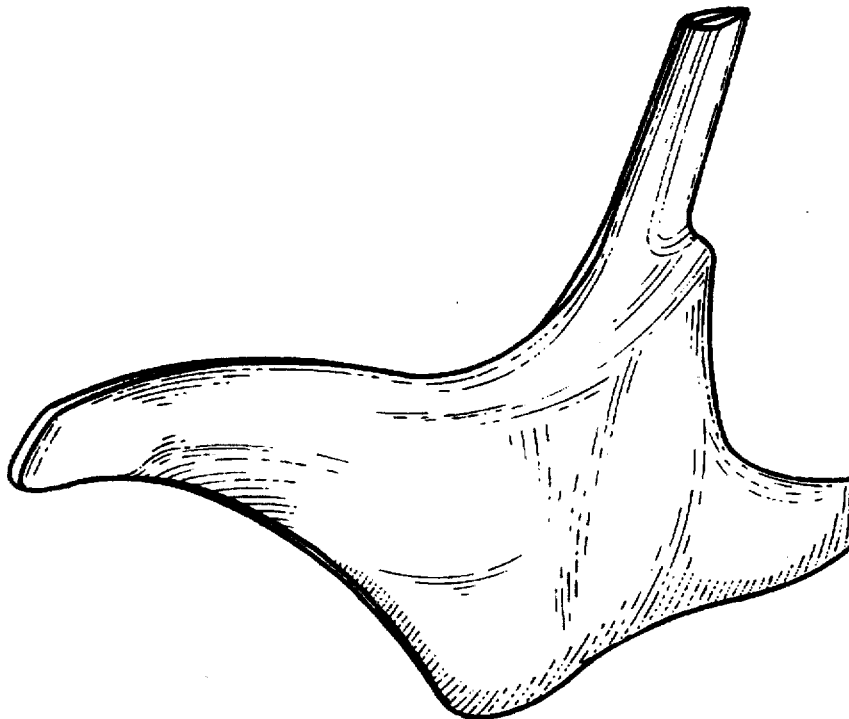
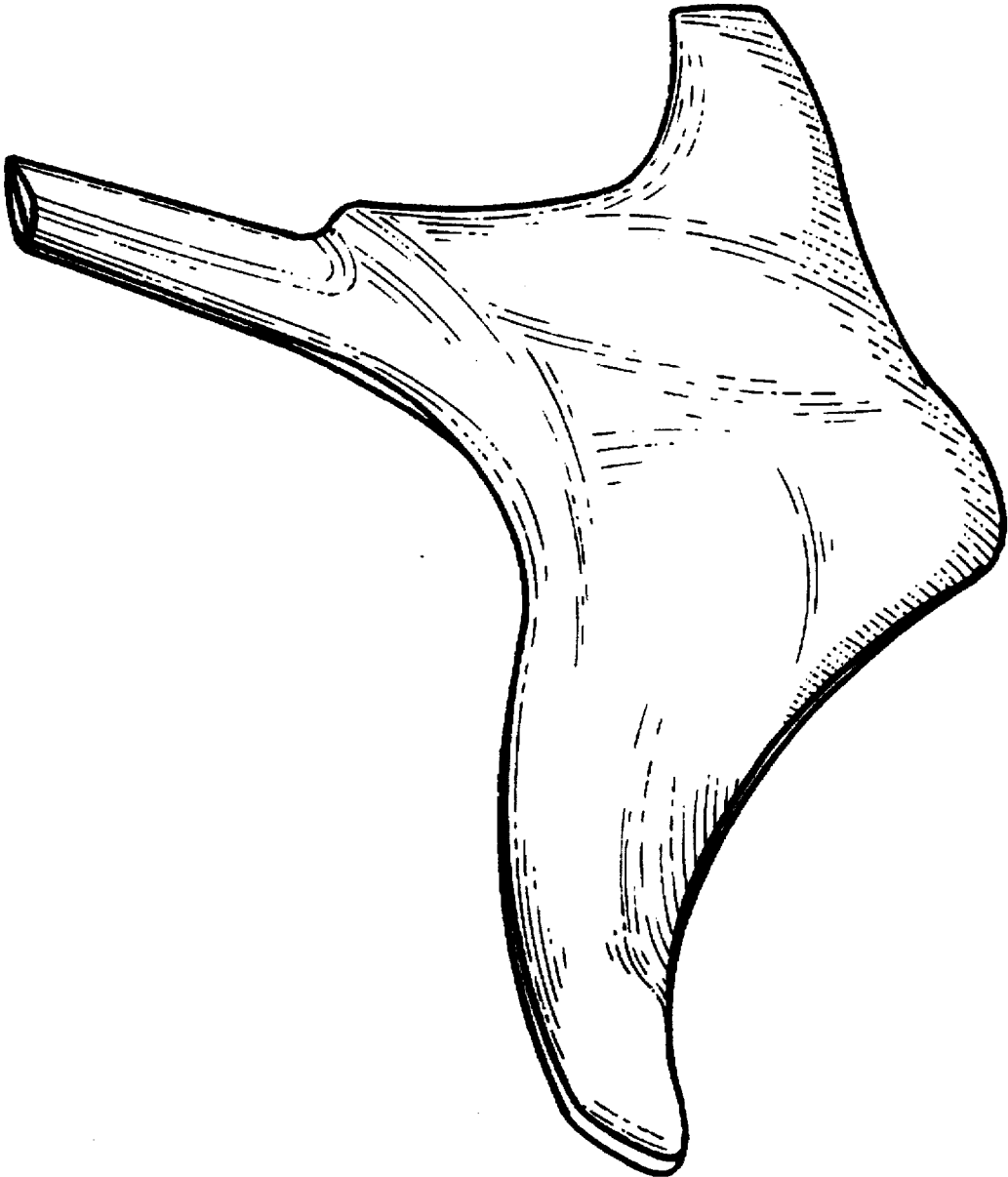


FIG. 1



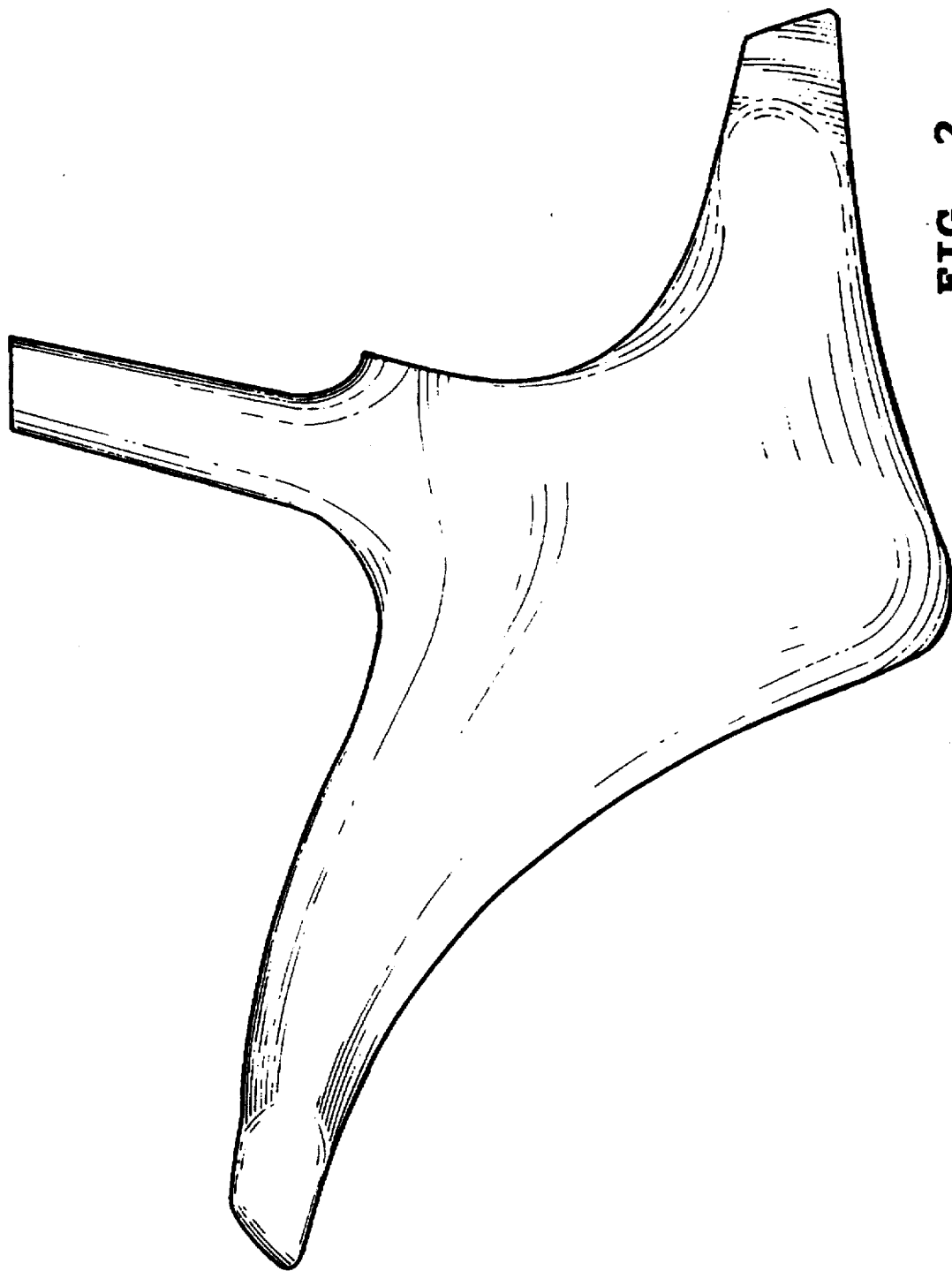


FIG. 2

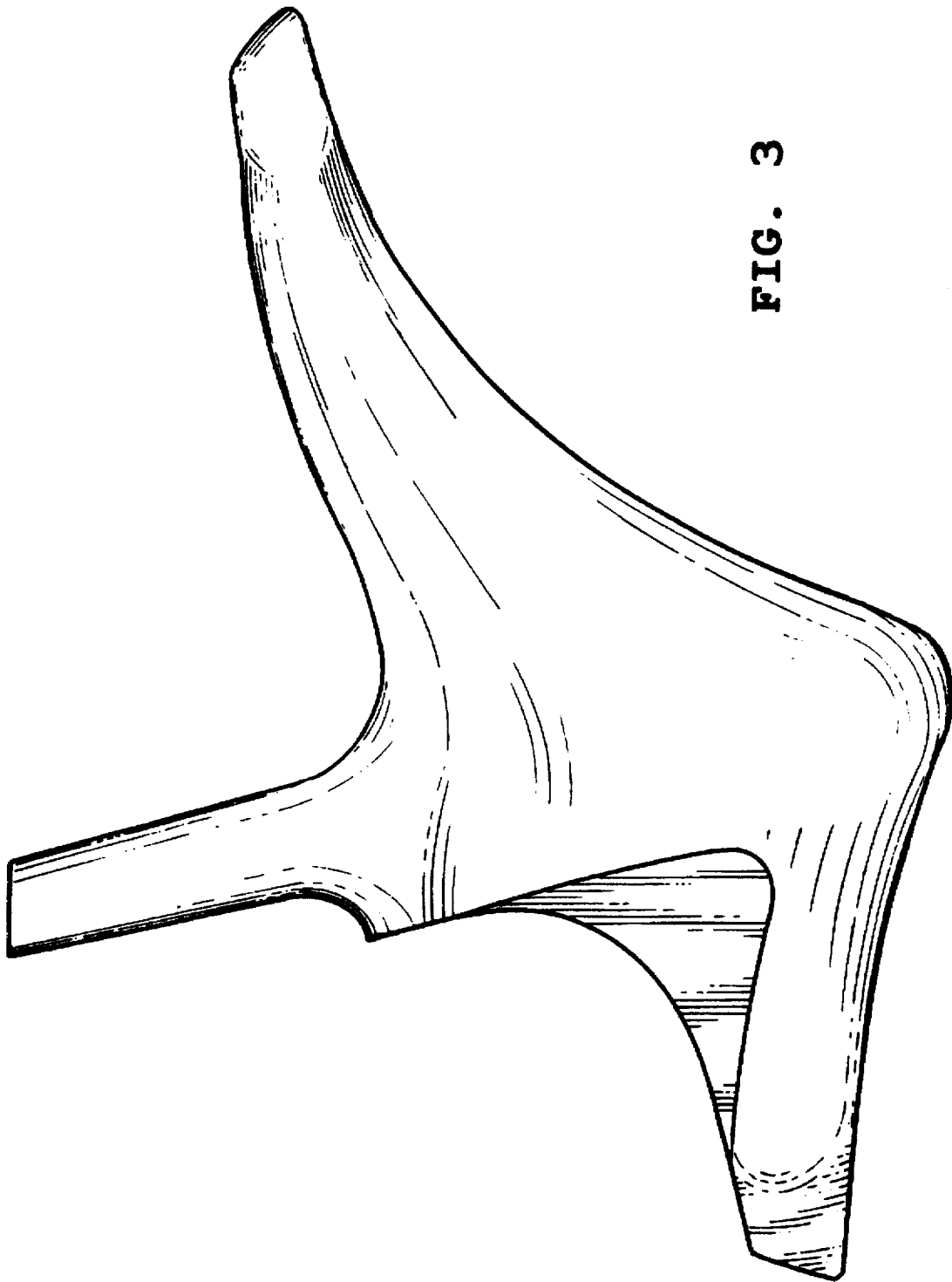


FIG. 3

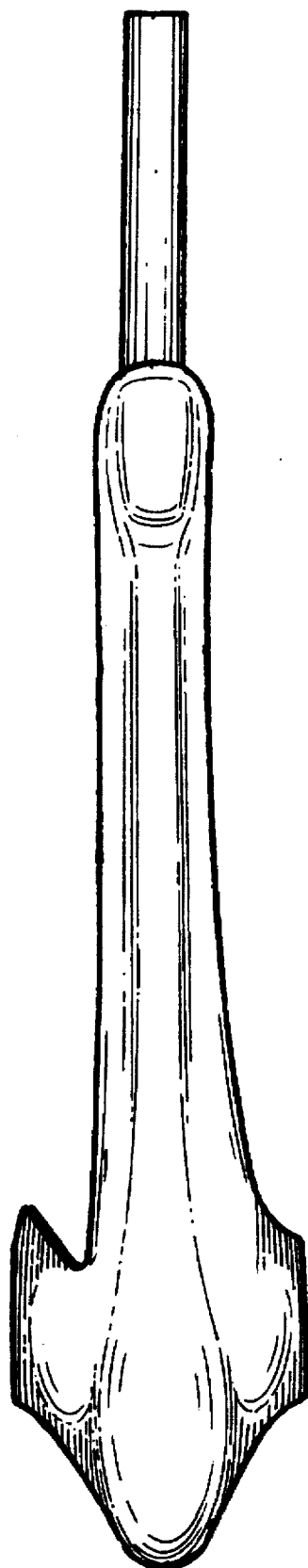


FIG. 4

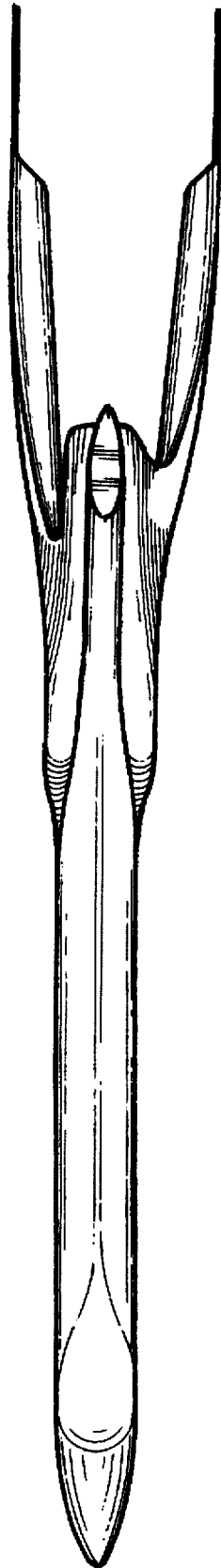


FIG. 5

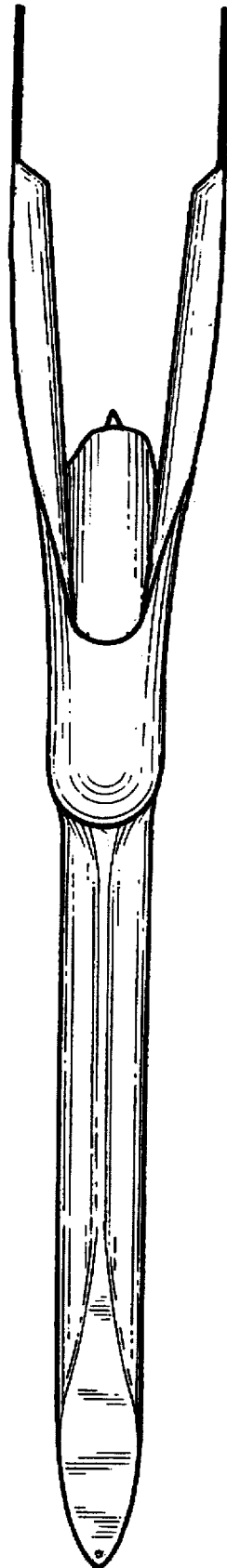


FIG. 6