



US00D391222S

United States Patent [19]

[11] Patent Number: **Des. 391,222**

Lenox

[45] Date of Patent: ****Feb. 24, 1998**

[54] **BICYCLE ACCESSORY HOLDER FOR MOUNTING ON A BICYCLE FRAME**

OTHER PUBLICATIONS

[76] Inventor: **Bruce E. Lenox**, P.O. Box 32703, Long Beach, Calif. 90832

Bike Nashbar, Spring 1994, p. 61, The Specialized Comp Cage.

[**] Term: **14 Years**

Primary Examiner—Melody N. Brown
Attorney, Agent, or Firm—Christopher John Rudy

[21] Appl. No.: **41,224**

[57] CLAIM

[22] Filed: **Jul. 10, 1995**

The ornamental design for a bicycle accessory holder for mounting on a bicycle frame, as shown and described.

[51] LOC (6) Cl. **12-16**

[52] U.S. Cl. **D12/411**

[58] Field of Search D12/411; D3/229; D7/620; 224/30 A, 30 R, 32 A, 32 R, 35, 39; 248/311.2

DESCRIPTION

[56] References Cited

U.S. PATENT DOCUMENTS

D. 332,240	1/1993	Schanger et al.	D12/411
D. 347,941	6/1994	Minx	D12/411
D. 348,641	7/1994	Nushi	D12/411
4,830,240	5/1989	Tackles et al.	224/32 R
5,425,484	6/1995	Kawand et al.	224/32 R

FIG. 1 is a top plan view of a bicycle accessory holder for mounting on a bicycle frame showing my new design;

FIG. 2 is a bottom plan view thereof;

FIG. 3 is a right side elevational view thereof, the left side being a mirror image of that shown;

FIG. 4 is a rear end elevational view thereof;

FIG. 5 is a front end elevational view thereof; and,

FIG. 6 is a perspective view thereof.

1 Claim, 3 Drawing Sheets

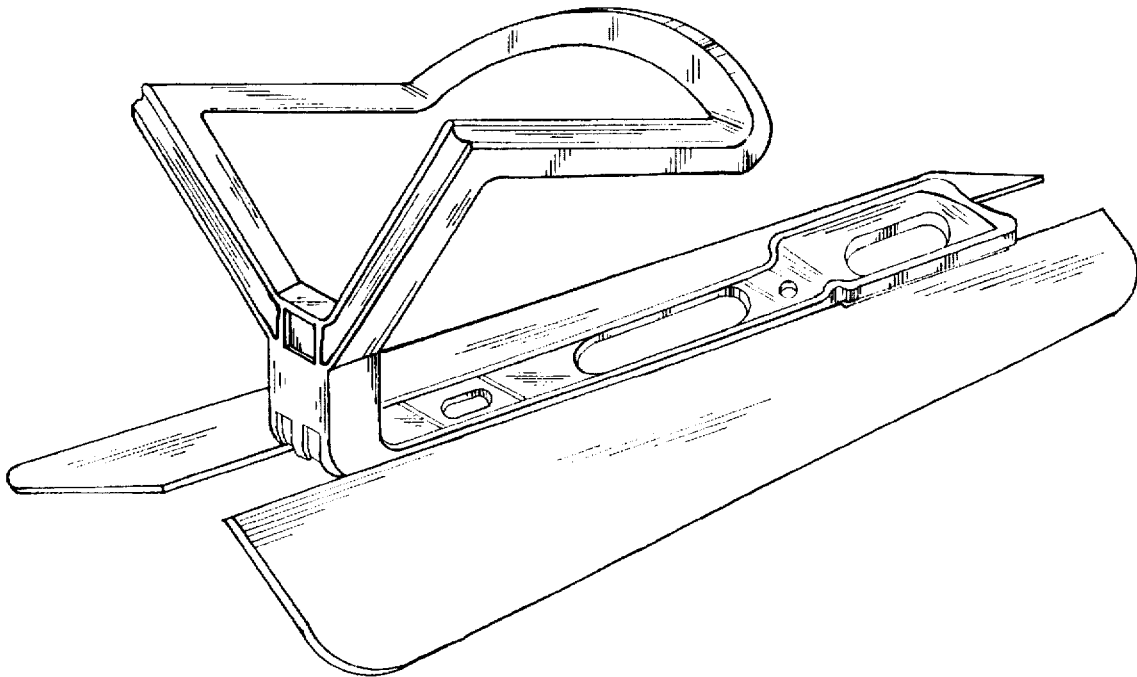


FIG. 1

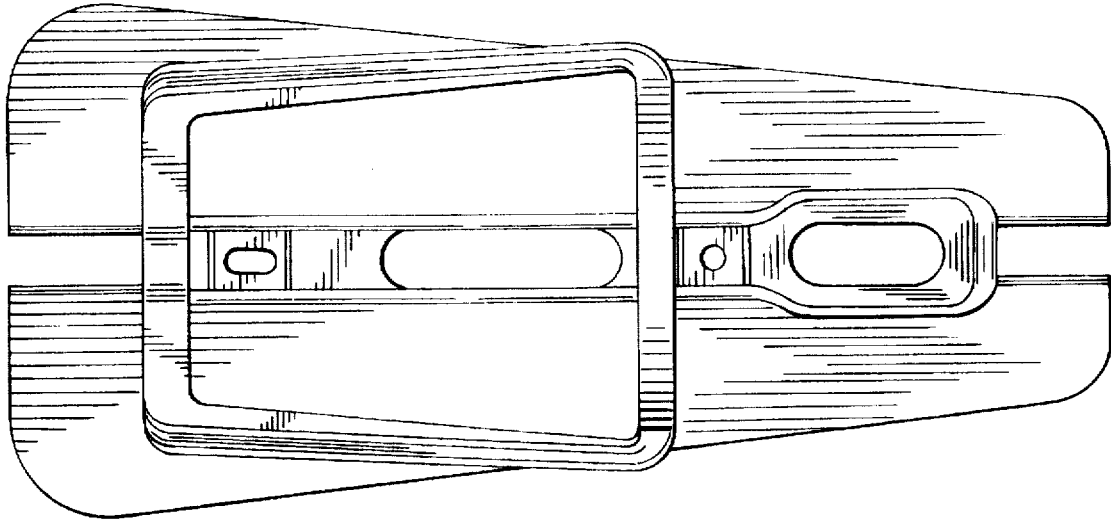
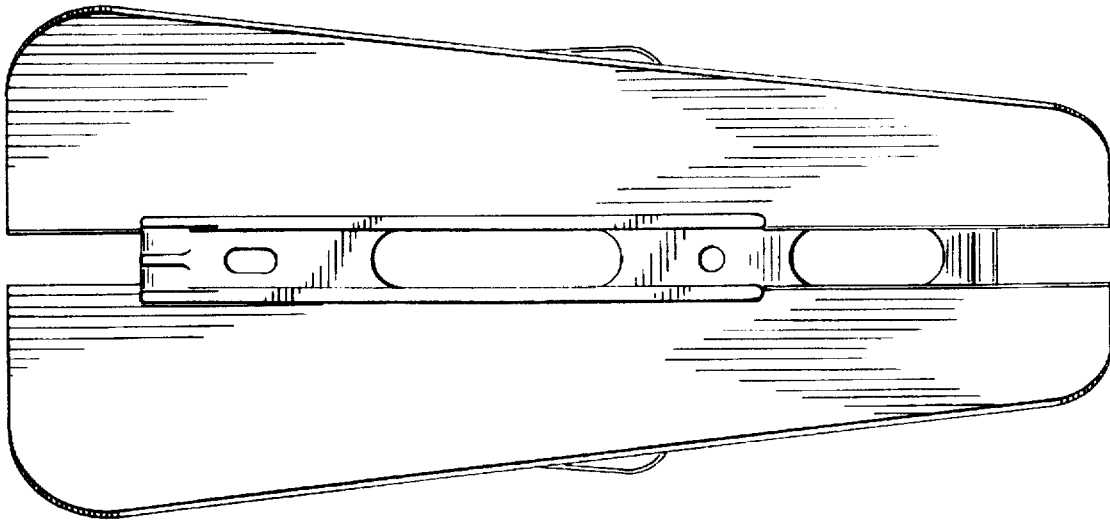


FIG. 2



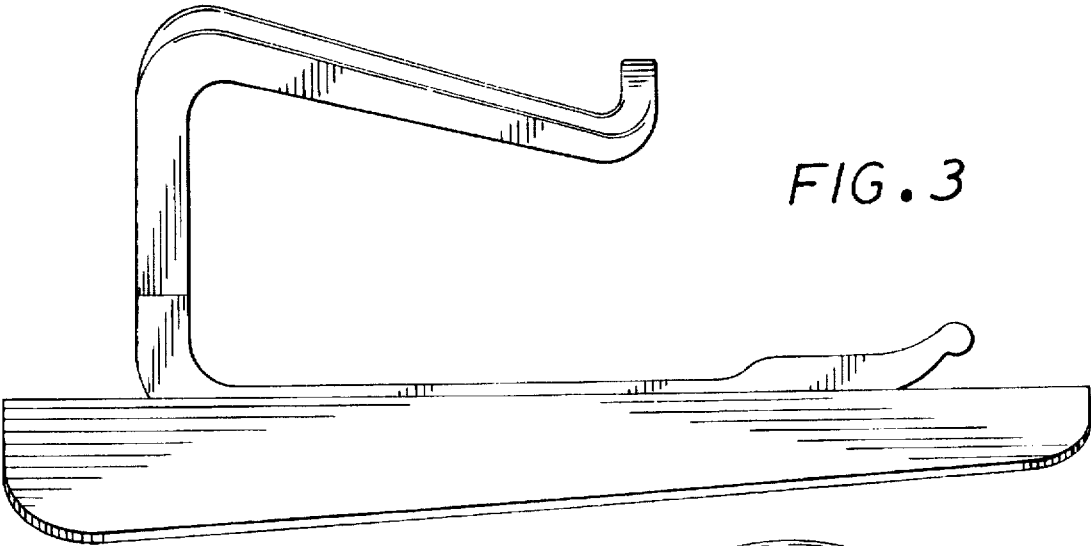


FIG. 3

FIG. 4

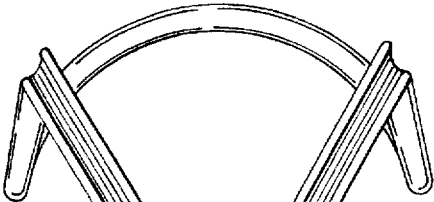


FIG. 5

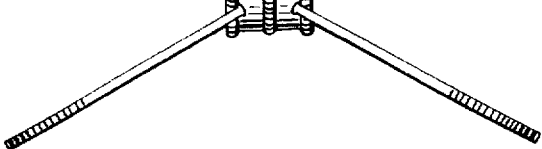
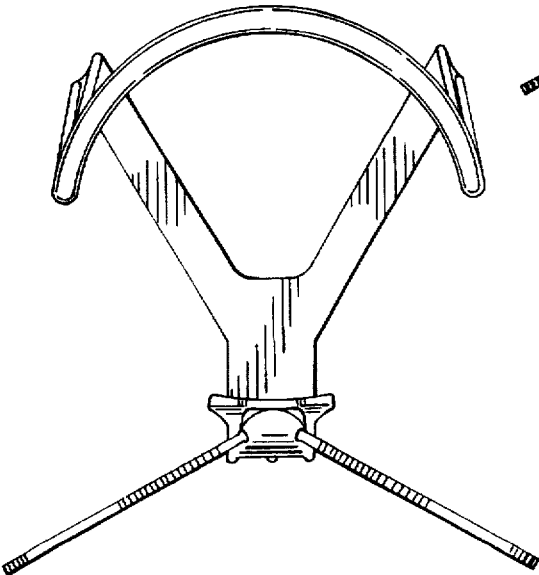


FIG. 6

