



US00D398267S

United States Patent [19]

[11] Patent Number: **Des. 398,267**

Yu et al.

[45] Date of Patent: ****Sep. 15, 1998**

[54] **BICYCLE FRAME**

D. 386,451	11/1997	Lioo	D12/111
5,356,165	10/1994	Kulhawck et al.	280/284
5,452,910	9/1995	Harris	280/284

[76] Inventors: **Chih-Yung Yu; Chih-Wang Yu**, both of No. 1-2, Hou Kang Lane, Hsin Hsin Chun, Ta Chun Hsiang, Changhwa Hsien, Taiwan

Primary Examiner—Melody N. Brown
Attorney, Agent, or Firm—Varndell Legal Group

[**] Term: **14 Years**

[57] **CLAIM**

The ornamental design for a bicycle frame, as shown and described.

[21] Appl. No.: **71,808**

[22] Filed: **Jun. 6, 1997**

DESCRIPTION

[51] **LOC (6) Cl.** **12-11**

FIG. 1 is a perspective view of a bicycle frame showing our new design;

[52] **U.S. Cl.** **D12/111**

FIG. 2 is a front elevational view thereof;

[58] **Field of Search** D12/111; 280/281.1,

FIG. 3 is a rear elevational view thereof;

280/284, 288.1-288.3

FIG. 4 is a left side elevational view thereof;

[56] **References Cited**

U.S. PATENT DOCUMENTS

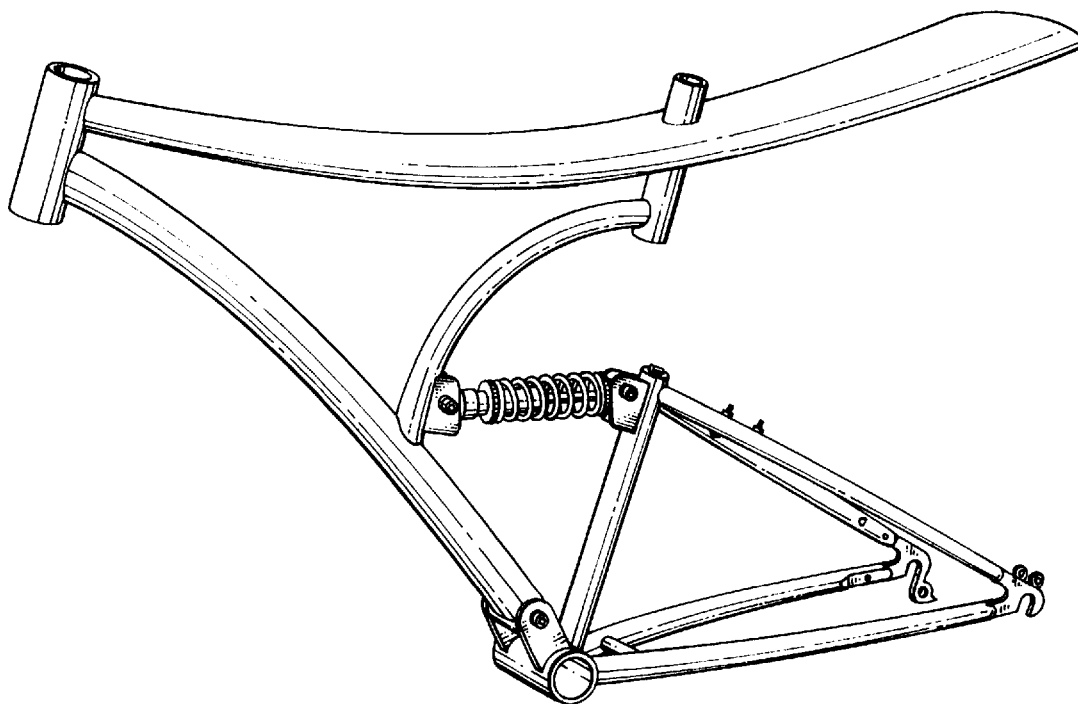
D. 379,163	5/1997	Lai	D12/111
D. 379,949	6/1997	Falvey, Jr.	D12/111
D. 385,229	10/1997	Chan	D12/111

FIG. 5 is a right side elevational view thereof;

FIG. 6 is a top plan view thereof; and,

FIG. 6 is a bottom plan view thereof.

1 Claim, 6 Drawing Sheets



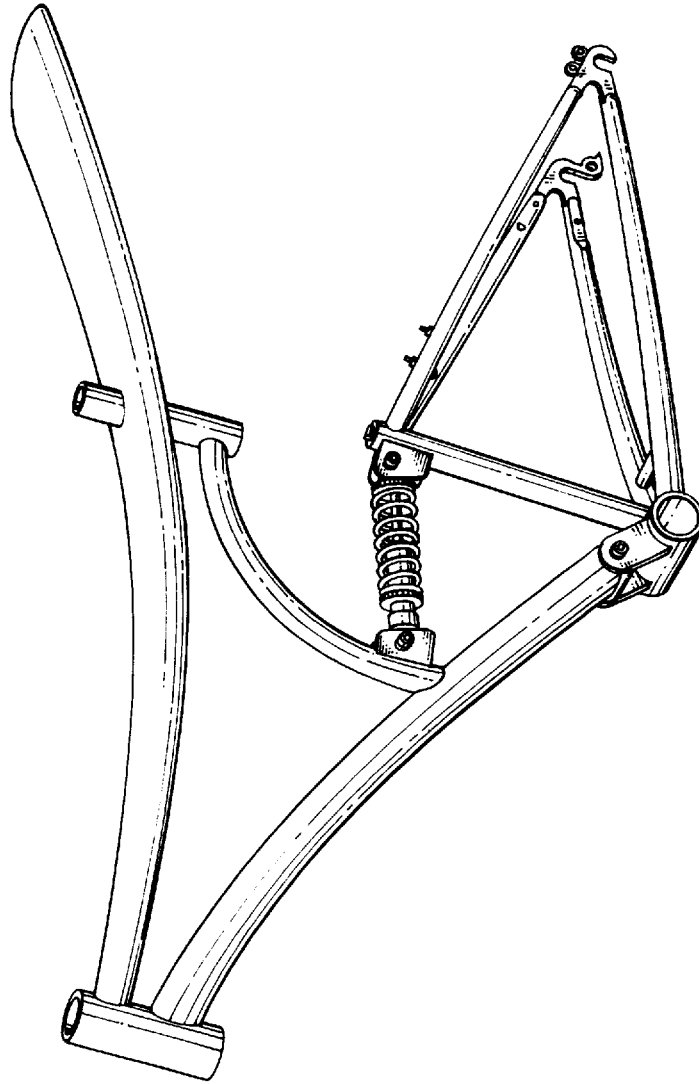


Fig . 1

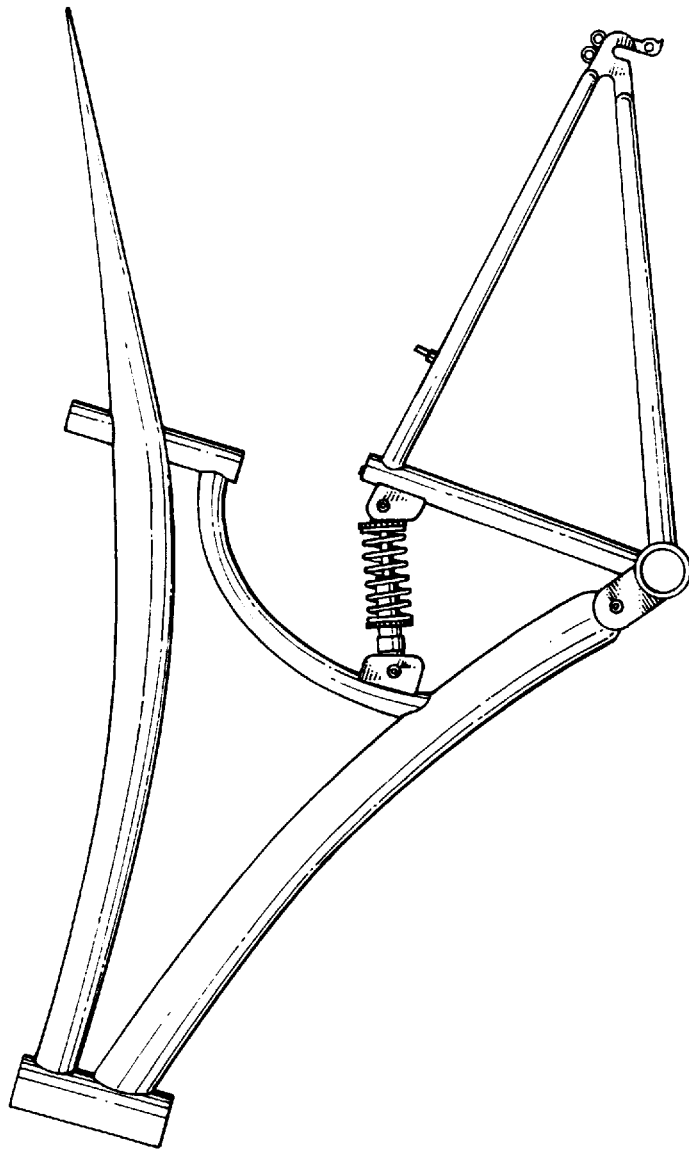


Fig . 2

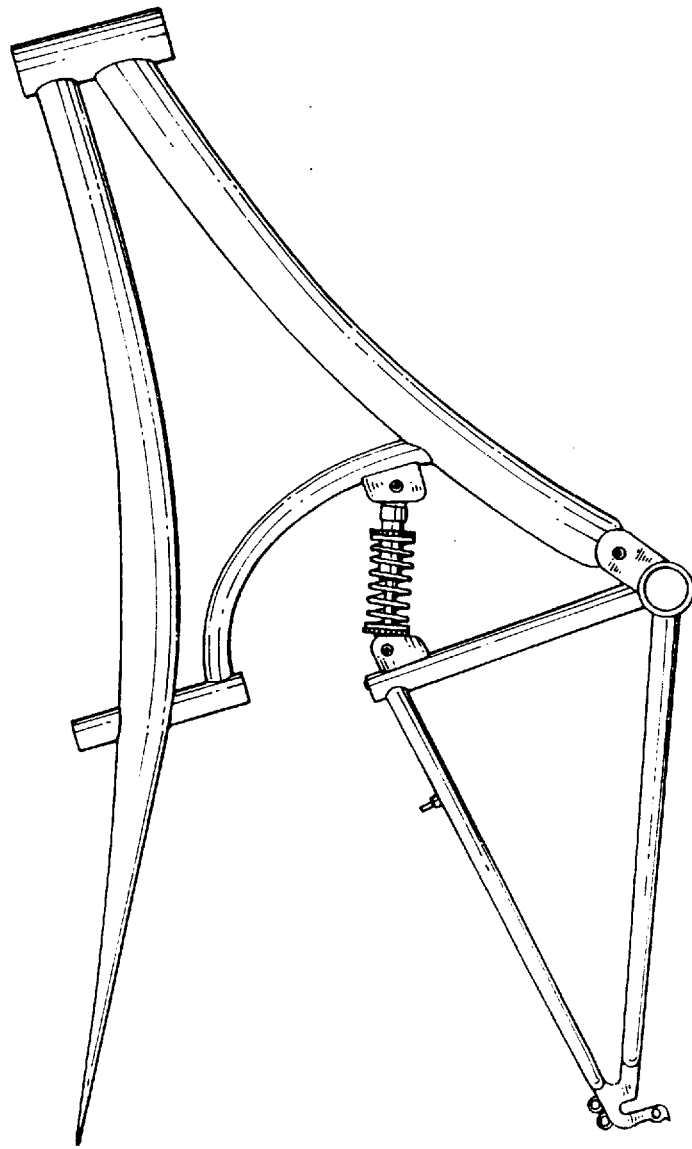


Fig. 3

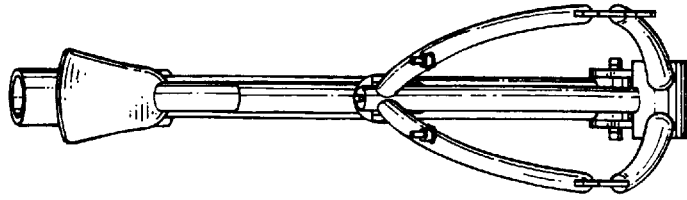


Fig . 5

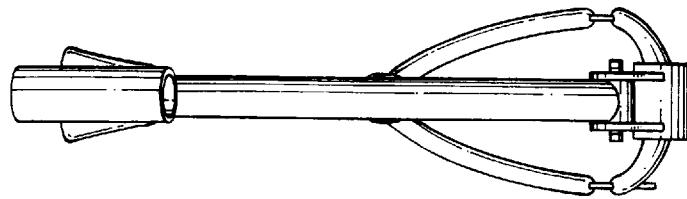


Fig . 4

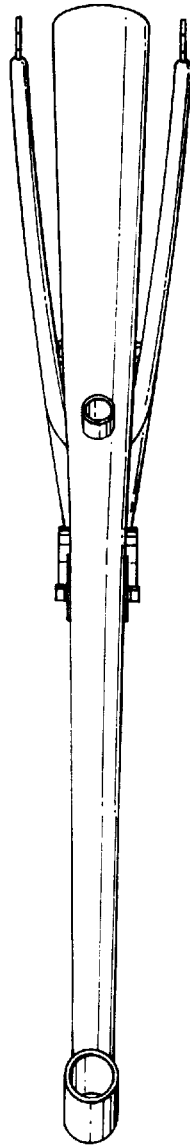


Fig . 6

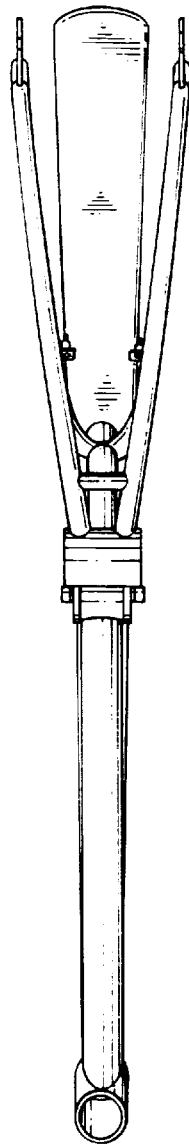


Fig . 7