



US00D405030S

# United States Patent [19]

[11] **Patent Number: Des. 405,030**

**Frost et al.**

[45] **Date of Patent: \*\*Feb. 2, 1999**

[54] **BICYCLE FRAME**

D. 311,508	10/1990	Ruger et al.	.....	D12/111
D. 331,898	12/1992	Muller et al.	.....	D12/111
D. 357,437	4/1995	Kuba	.....	D12/111
D. 384,307	9/1997	Fisher	.....	D12/111
4,705,286	11/1987	Lauzur et al.	.....	280/281.1

[75] Inventors: **Robert C. Frost**, Indianapolis, Ind.;  
**Chrostopher R. Fuller**, Franklin, Tenn.

[73] Assignee: **Murray, Inc.**, Brentwood, Tenn.

*Primary Examiner*—Melody N. Brown  
*Attorney, Agent, or Firm*—Cushman Darby & Cushman IP  
Group of Pillsbury Madison & Sutro LLP

[\*\*] Term: **14 Years**

[21] Appl. No.: **81,405**

### [57] **CLAIM**

[22] Filed: **Dec. 31, 1997**

The ornamental design for a bicycle frame, as shown and described.

[51] **LOC (6) Cl.** ..... **12-11**

[52] **U.S. Cl.** ..... **D12/111**

[58] **Field of Search** ..... D12/111; 280/281.1,  
280/288.1–288.3

### **DESCRIPTION**

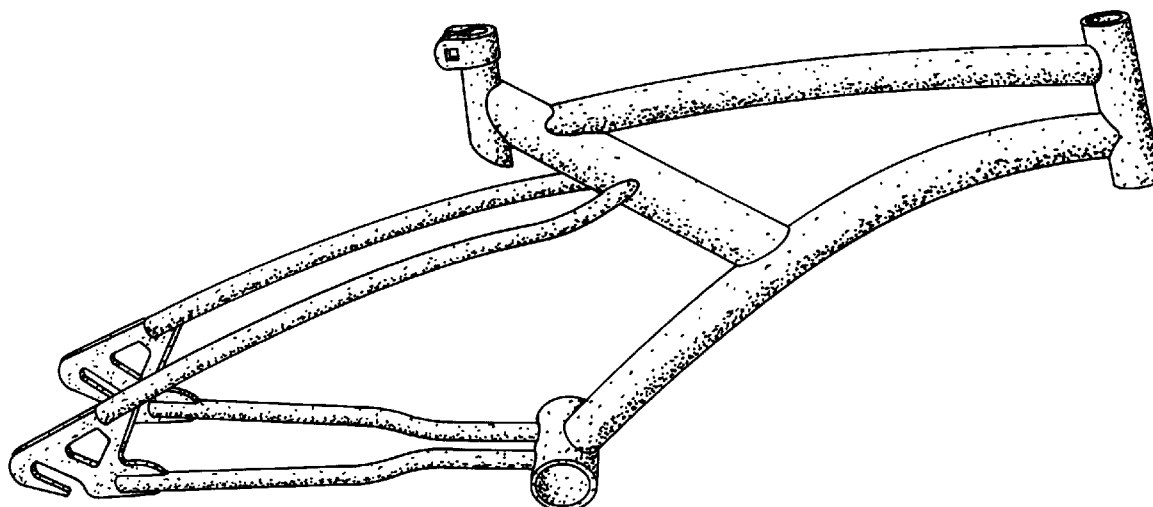
FIG. 1 is a top right perspective view of a bicycle frame showing our new design;  
FIG. 2 is a top plan view thereof; and,  
FIG. 3 is a side elevational view thereof.

### [56] **References Cited**

#### **U.S. PATENT DOCUMENTS**

D. 284,646 7/1986 Turner et al. .... D12/111

**1 Claim, 2 Drawing Sheets**



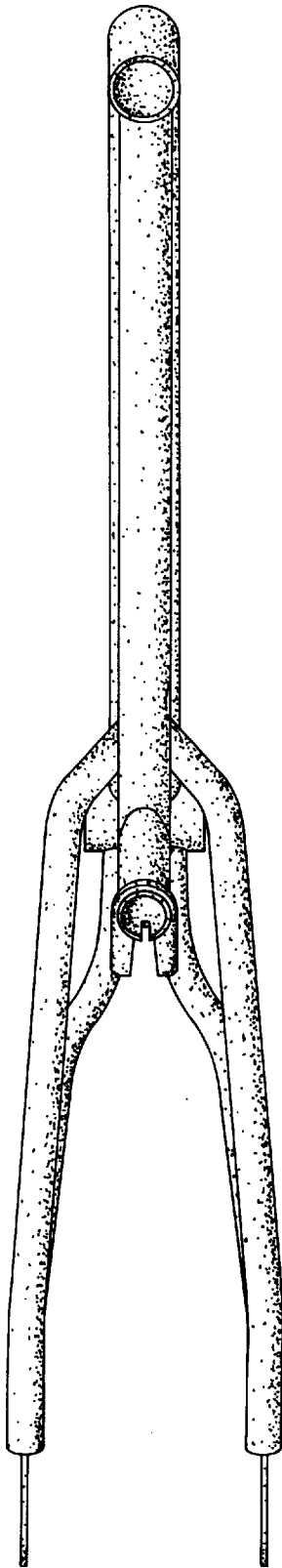


FIG. 2

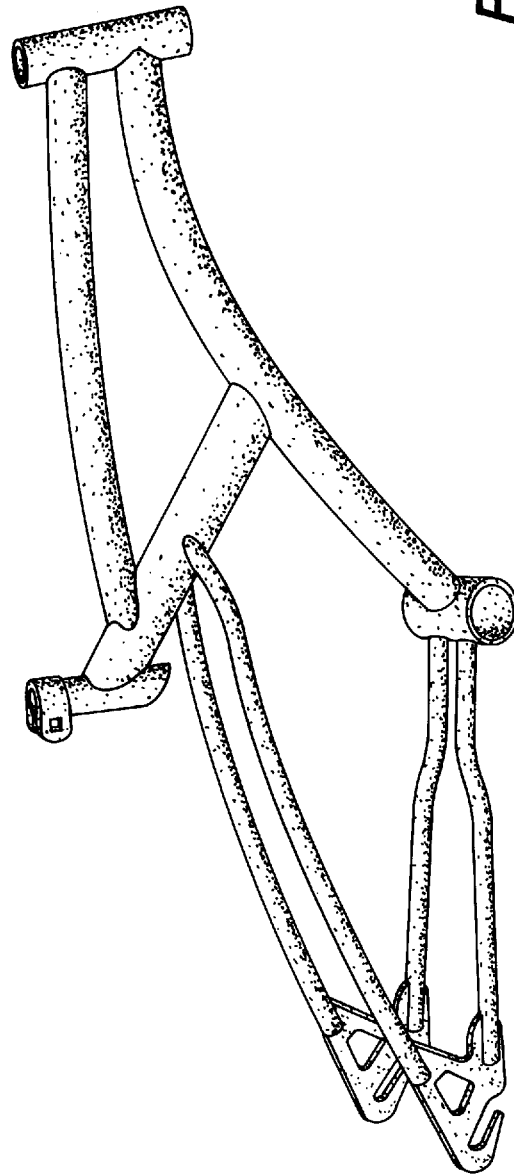


FIG. 1

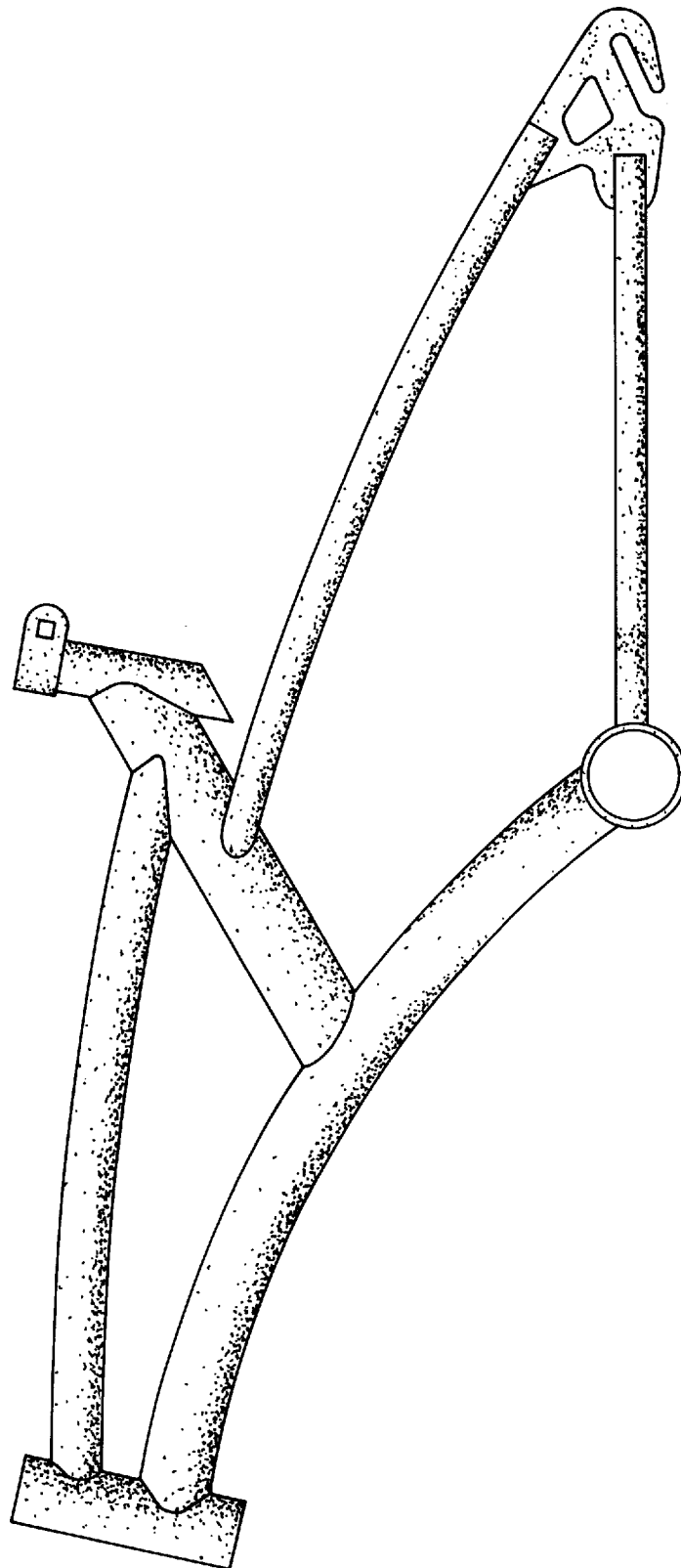


FIG. 3