



US00D418778S

United States Patent [19]

[11] **Patent Number: Des. 418,778**

Allen et al.

[45] **Date of Patent: ** Jan. 11, 2000**

[54] **BICYCLE FRAME**

D. 311,508	10/1990	Rieger et al.	D12/111
D. 385,229	10/1997	Chan	D12/111
D. 405,030	2/1999	Frost et al.	D12/111
D. 411,145	6/1999	Shankin	D12/111
4,813,591	3/1989	Mueller et al.	228/173.4

[75] Inventors: **David J. Allen**, Lawrenceburg; **David R. Rush**, Murfreesboro; **Paul T. Wallace**, Lewisburg, all of Tenn.

[73] Assignee: **Murray, Inc.**, Brentwood, Tenn.

Primary Examiner—Pamela Burgess
Attorney, Agent, or Firm—Pillsbury Madison & Sutro LLP

[**] Term: **14 Years**

[57] CLAIM

[21] Appl. No.: **29/104,992**

The ornamental design for a bicycle frame, as shown and described.

[22] Filed: **May 14, 1999**

[51] **LOC (7) Cl.** **12-11**

[52] **U.S. Cl.** **D12/111**

[58] **Field of Search** D12/111, 117;
280/280.1, 288.1, 288.2, 288.3, 267, 251,
255, 259; 228/173.4

DESCRIPTION

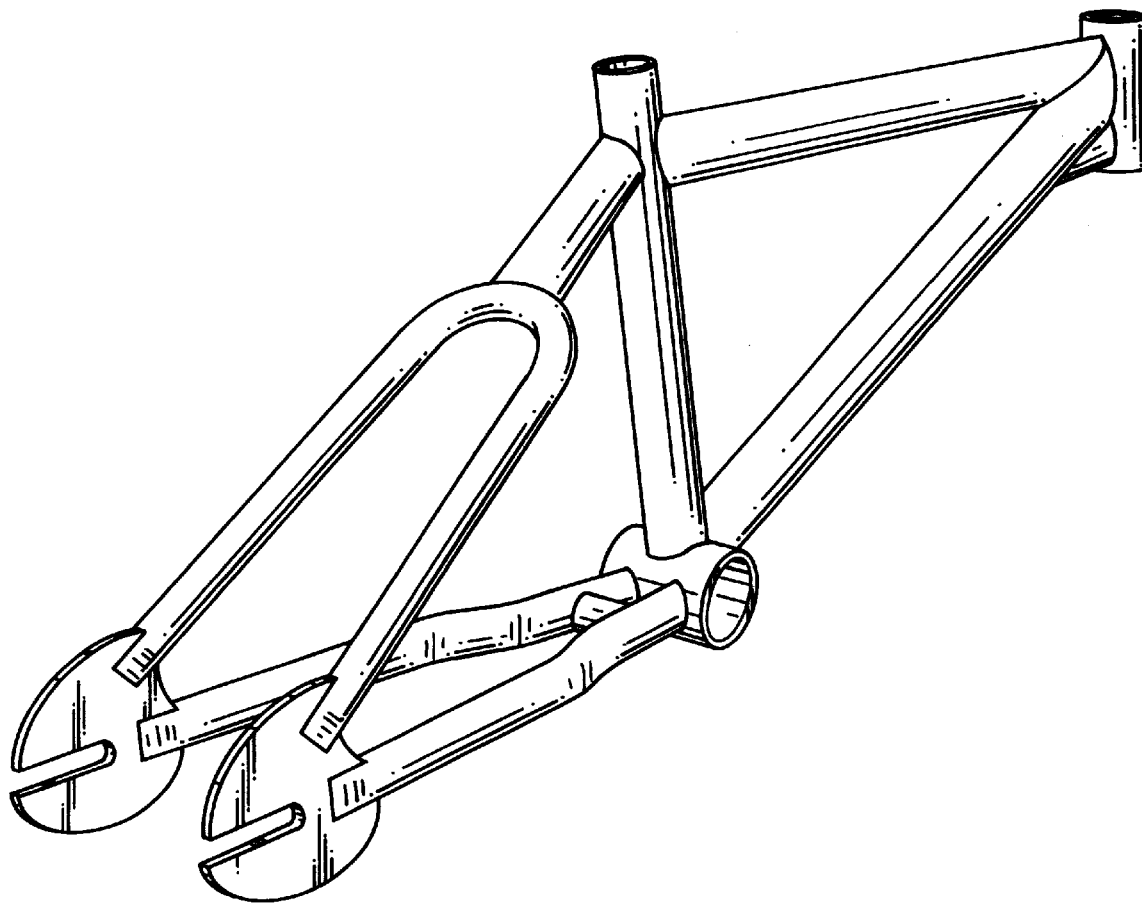
FIG. 1 is a right rear perspective view of a bicycle frame showing our new design;
FIG. 2 is a top plan view thereof; and,
FIG. 3 is a left side elevational view thereof.

[56] References Cited

U.S. PATENT DOCUMENTS

D. 244,593 6/1977 Manofsky et al. D12/111

1 Claim, 2 Drawing Sheets



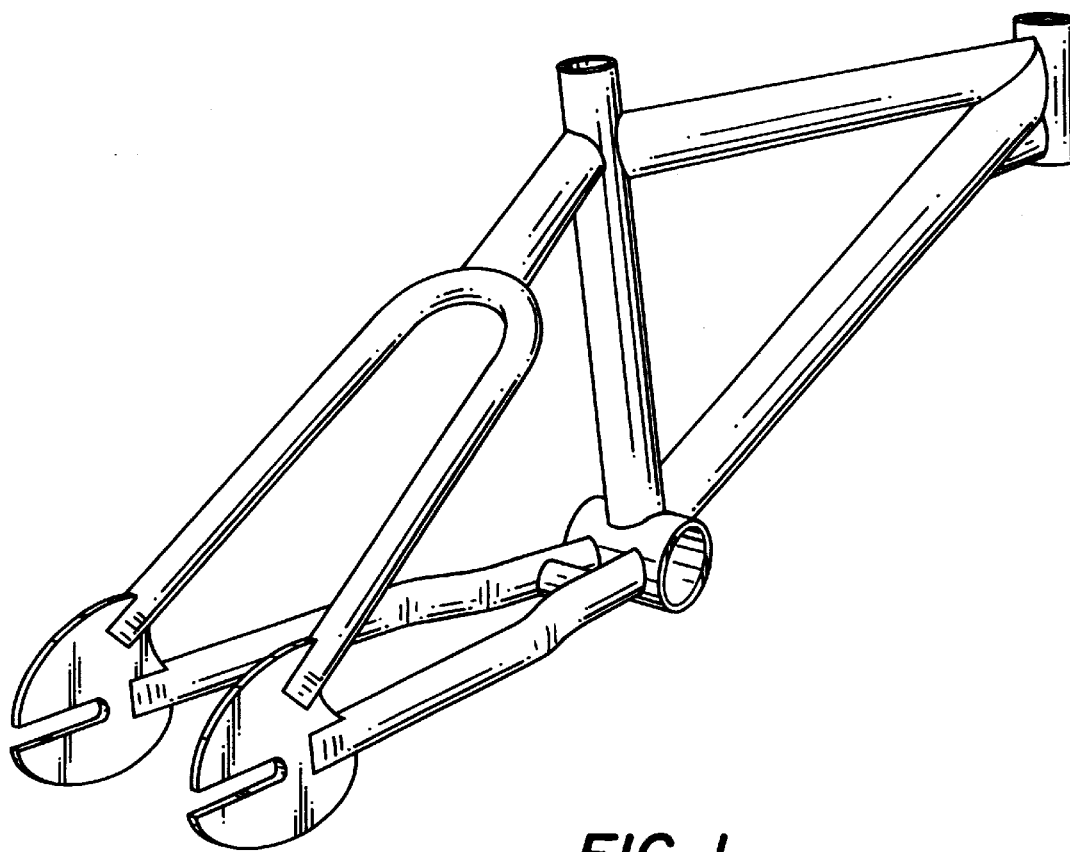


FIG. 1

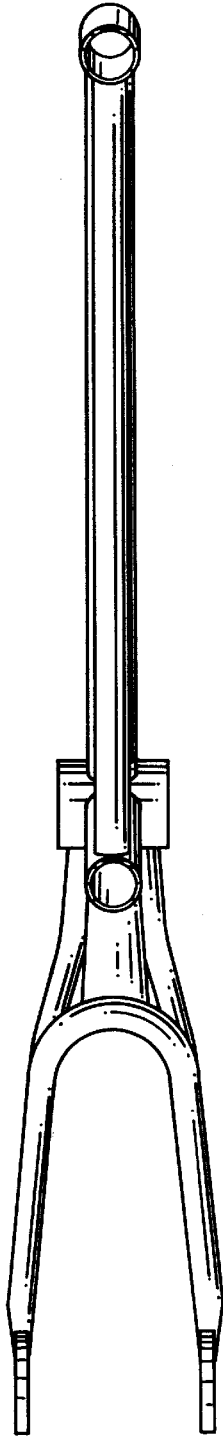


FIG. 2

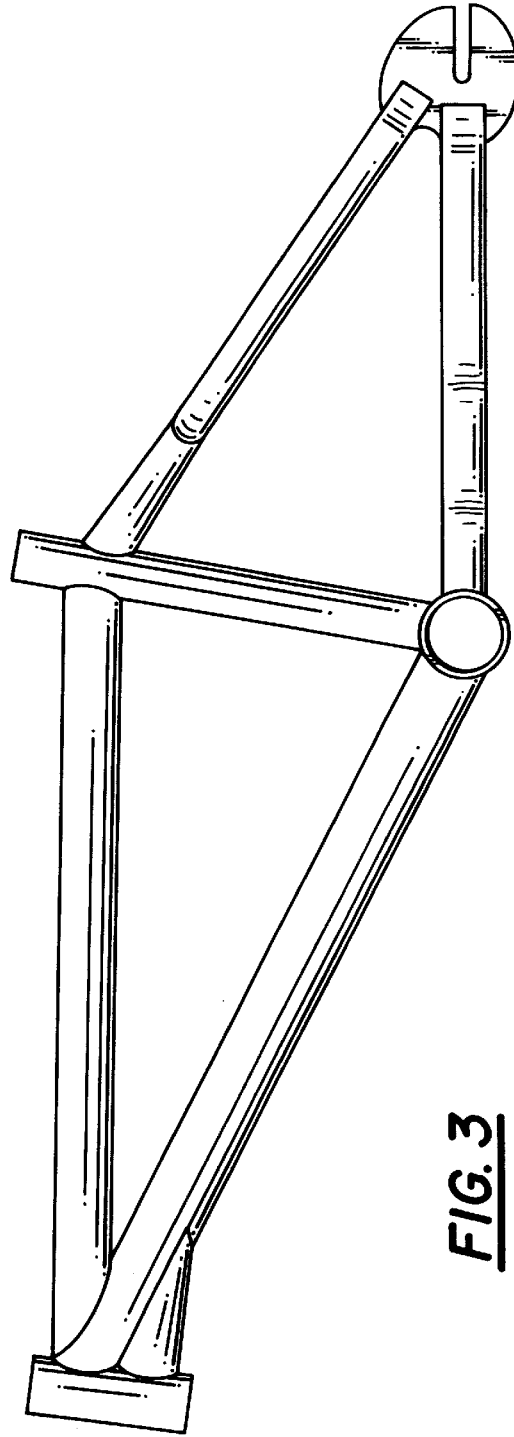


FIG. 3