



US00D445364S

(12) **United States Design Patent**
Litke

(10) **Patent No.:** **US D445,364 S**

(45) **Date of Patent:** **** Jul. 24, 2001**

(54) **BICYCLE FRAME**

D. 421,937 * 1/2000 Huang D12/111

(75) Inventor: **Ronald G. Litke**, Naugatuck, CT (US)

* cited by examiner

(73) Assignee: **Cannondale Corporation**, Bethel, CT (US)

Primary Examiner—Melody N. Brown

(74) *Attorney, Agent, or Firm*—Pennie & Edmonds LLP

(**) Term: **14 Years**

(57) **CLAIM**

The ornamental design for a bicycle frame, as shown and described.

(21) Appl. No.: **29/111,978**

(22) Filed: **Oct. 8, 1999**

DESCRIPTION

(51) **LOC (7) Cl.** **12-11**

(52) **U.S. Cl.** **D12/111**

(58) **Field of Search** D12/111; 280/281.1,
280/288.1–288.3


FIG. 1 is a front, left, side, perspective view of a first embodiment of our new design for a bicycle frame; FIG. 2 is a rear, right, side, perspective view thereof; FIG. 3 is a rear, left, side, perspective view thereof; FIG. 4 is a left, side, perspective view of a second embodiment of the bicycle frame of our new design; FIG. 5 is a top, front, left, side, perspective view of FIG. 4; FIG. 6 is a rear, perspective view of FIG. 4; and, FIG. 7 is a rear, right, side, perspective view of FIG. 4. The showing of the color contrast in FIGS. 1–3 is illustrative purposes only and forms no part of the claimed design.

(56) **References Cited**

U.S. PATENT DOCUMENTS

- D. 385,229 * 10/1997 Chan D12/111
- D. 401,187 * 11/1998 Ninic et al. D12/111
- D. 412,465 8/1999 Patterson .
- D. 415,071 * 10/1999 Lai D12/111
- D. 419,923 * 2/2000 Kciuk D12/111

1 Claim, 6 Drawing Sheets






Fig. 1



Fig. 2

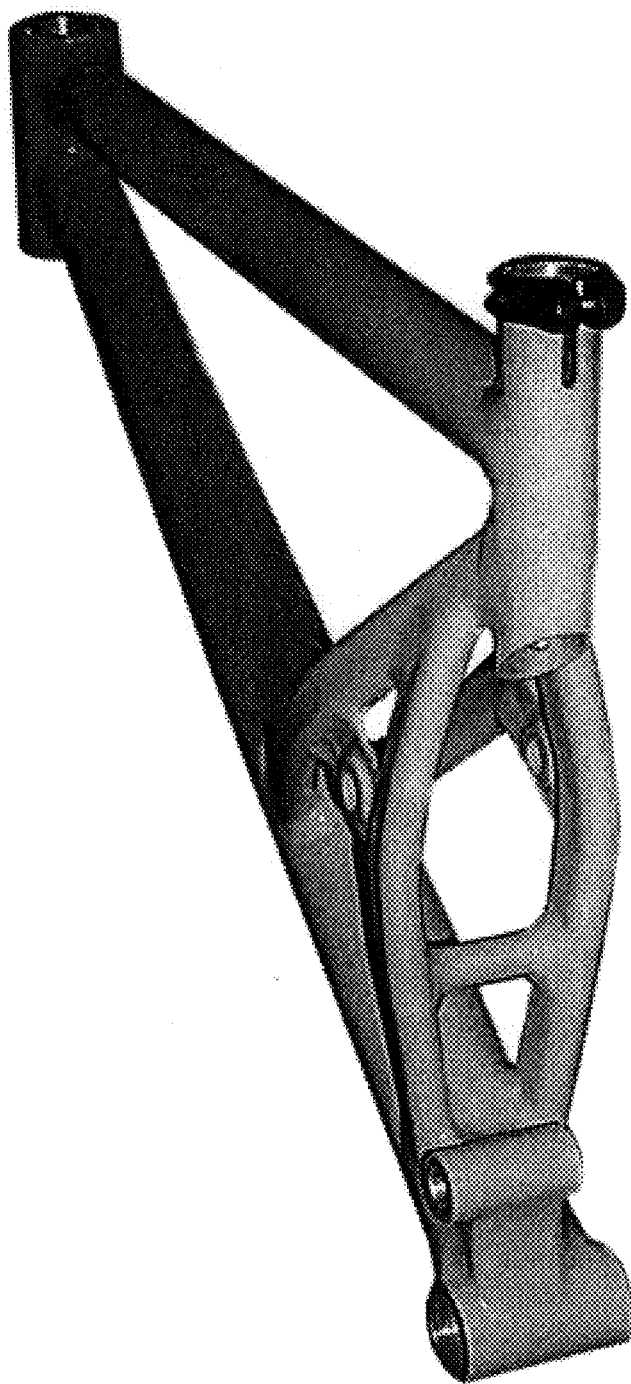


Fig. 3




Fig. 4




Fig. 5

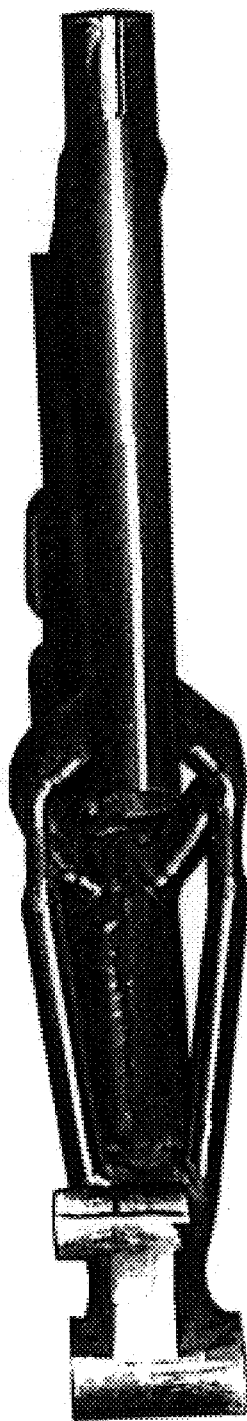


Fig. 6




Fig. 7