



US00D449798B1

(12) **United States Design Patent**  
**Kuncz et al.**

(10) **Patent No.: US D449,798 S**

(45) **Date of Patent: \*\* Oct. 30, 2001**

(54) **MOUNTAIN BICYCLE MONO-COQUE  
FRAME, CHASSIS, AND SUSPENSION**

*Primary Examiner*—Alan P. Douglas  
*Assistant Examiner*—Linda Brooks

(76) Inventors: **Ferenc Kuncz; Harold Kuncz; Igor O.  
Kuncz**, all of 15464 SW. 114 St.,  
Miami, FL (US) 33196

(57) **CLAIM**

The ornamental design for a mountain bicycle mono-coque frame, chassis, and suspension, as show and described.

(\*\*) Term: **14 Years**

**DESCRIPTION**

(21) Appl. No.: **29/130,934**

FIG. 1 is a left side elevation view of our present new design of a mountain bicycle mono-coque frame, chassis, and suspension, the classic bicycle parts and components showing in broken lines in FIGS. 1–2 is for illustrative purpose only and forms no parts of the present description in our novel ornamental design;

(22) Filed: **Oct. 10, 2000**

(51) **LOC (7) Cl.** ..... **12-11**

(52) **U.S. Cl.** ..... **D12/111**

(58) **Field of Search** ..... D12/111; 280/281.1,  
280/283–288.3

FIG. 2 is a right side elevation view thereof,  
FIG. 3 is an enlarged front elevation view thereof;  
FIG. 4 is an enlarged rear elevation view thereof,  
FIG. 5 is a top view thereof; and,  
FIG. 6 is a bottom view thereof.

(56) **References Cited**

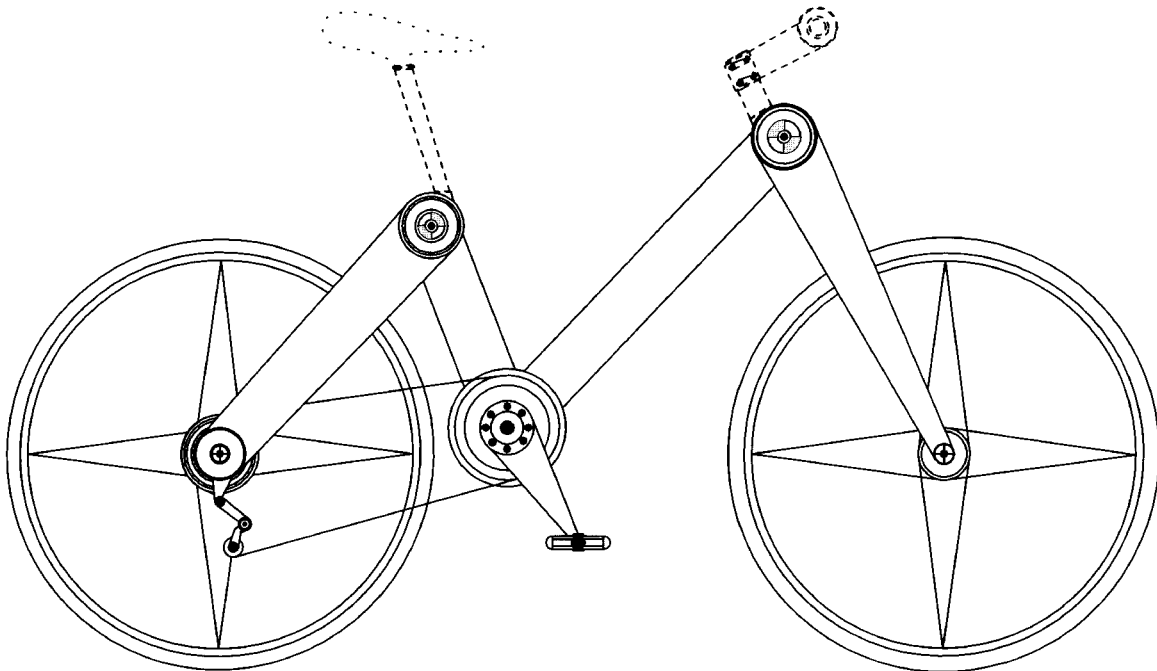
**U.S. PATENT DOCUMENTS**

5,390,947	*	2/1995	Pong et al.	280/286
5,413,368	*	5/1995	Pong et al.	280/277
5,451,071	*	9/1995	Pong et al.	280/281.1

The broken lines shown are for illustrative purposes only and form no part of the claimed design.

\* cited by examiner

**1 Claim, 6 Drawing Sheets**



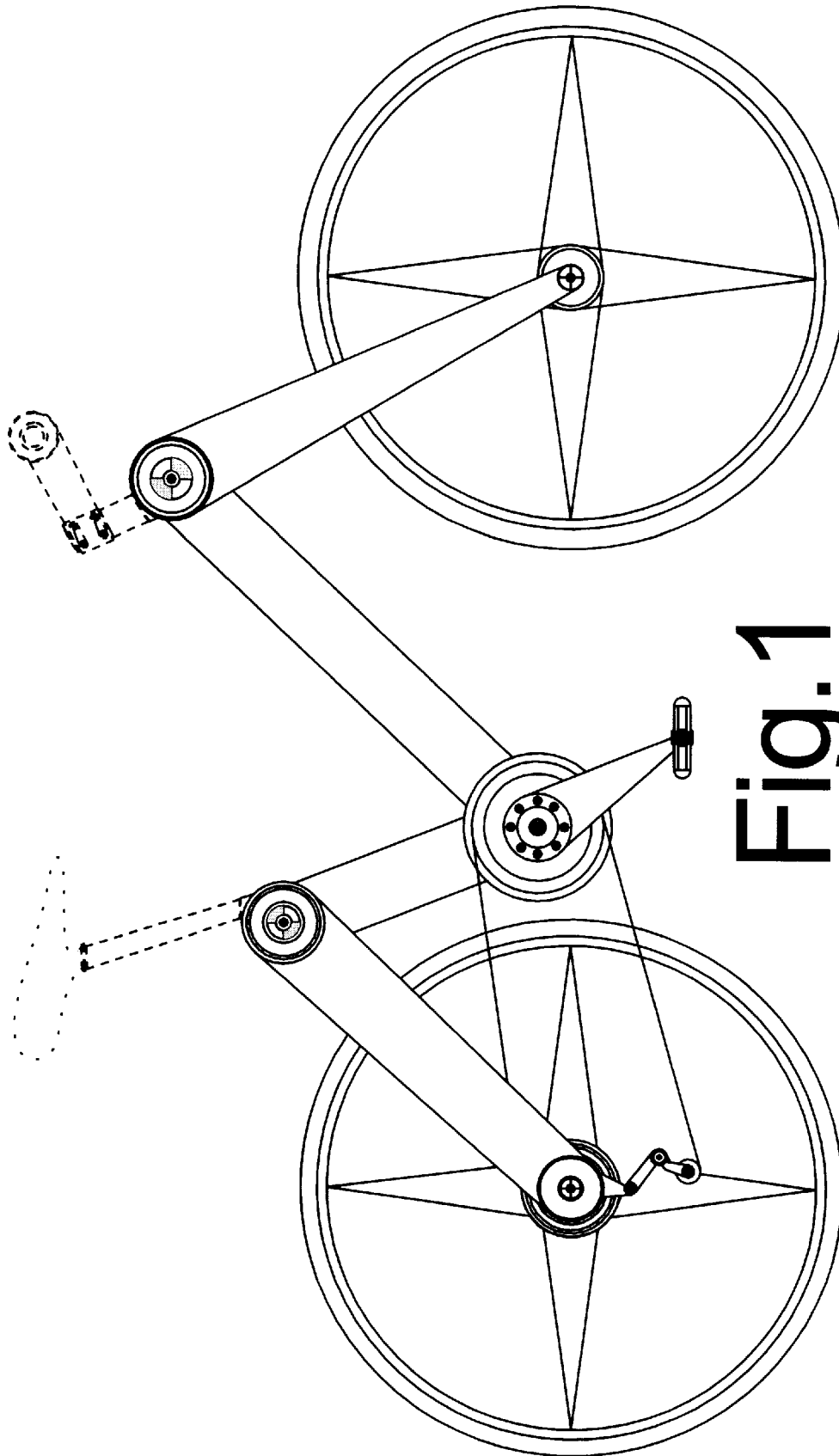


Fig. 1




Fig. 2

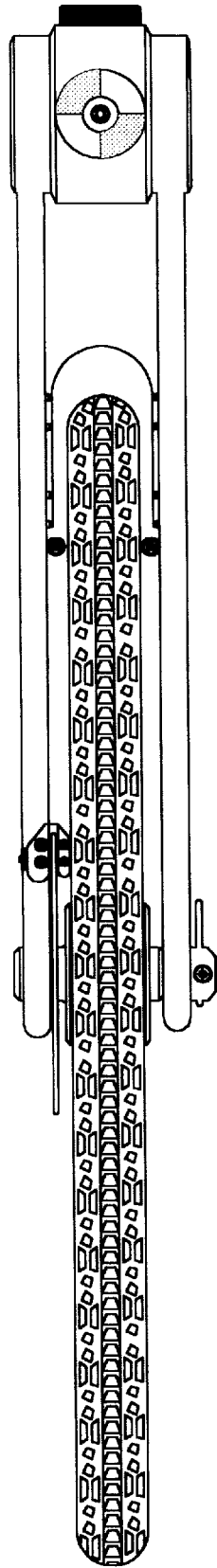


Fig. 3

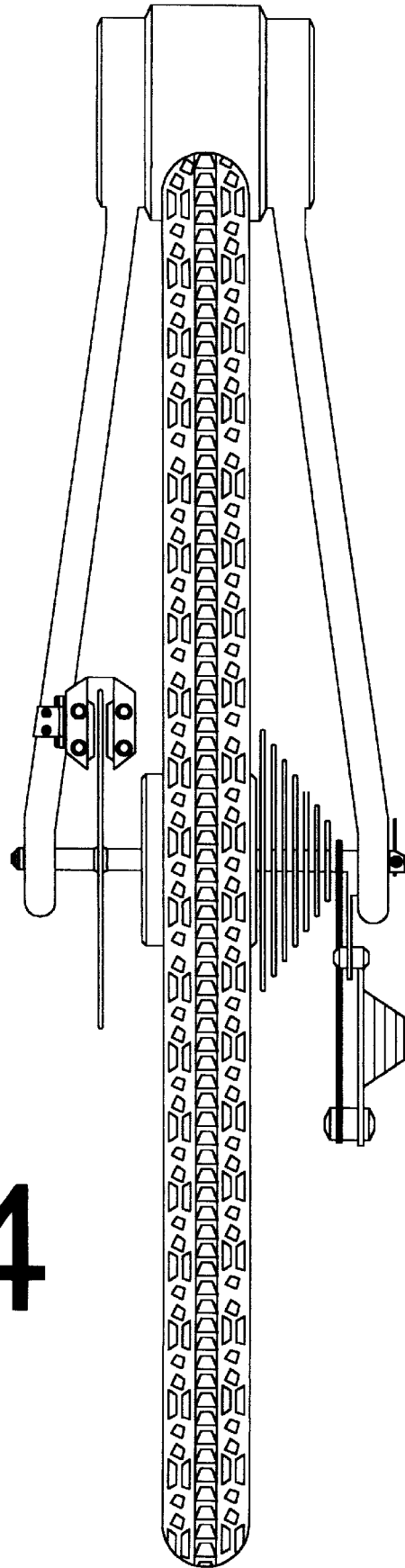


Fig.4

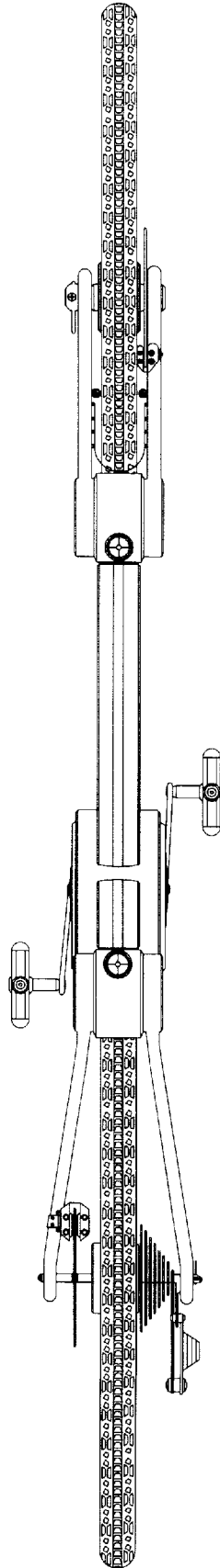


Fig.5

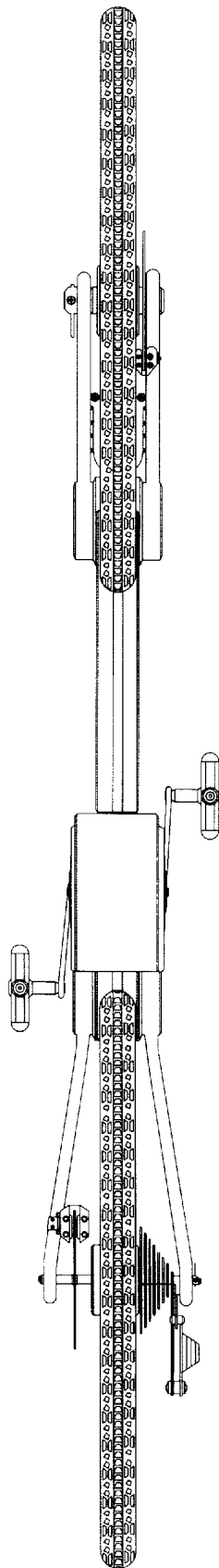


Fig.6