



US00D460932S

(12) **United States Design Patent**
Kokatsu et al.

(10) **Patent No.: US D460,932 S**
(45) **Date of Patent: ** Jul. 30, 2002**

(54) **BICYCLE FRAME**

D411,145 S * 6/1999 Shankin D12/111

* cited by examiner

(75) Inventors: **Kyosuke Kokatsu; Akihito Yoshiie;**
Fumihito Nigara, all of Osaka (JP)

Primary Examiner—Alan P. Douglas
Assistant Examiner—Linda Brooks

(73) Assignee: **Sony Corporation**, Tokyo (JP)

(74) *Attorney, Agent, or Firm*—Rader, Fishman & Grauer,
PLLC

(**) Term: **14 Years**

(57) **CLAIM**

The ornamental design for a bicycle frame, as shown and described.

(21) Appl. No.: **29/145,859**

(22) Filed: **Aug. 1, 2001**

DESCRIPTION

(30) **Foreign Application Priority Data**

FIG. 1 is a front elevational view of a bicycle frame showing our new design;

Feb. 1, 2001 (JP) 2001-002349

FIG. 2 is a rear elevational view thereof;

(51) **LOC (7) Cl.** **12-11**

FIG. 3 is a top plan view thereof;

(52) **U.S. Cl.** **D12/111**

FIG. 4 is a bottom plan view thereof;

(58) **Field of Search** D12/111, 117;
280/274–280, 281.1, 282–288, 288.1–288.3

FIG. 5 is a right side elevational view thereof; and

FIG. 6 is a left side elevational view thereof.

(56) **References Cited**

FIG. 7 is a top plan view of another embodiment of a bicycle frame showing our new design; and

U.S. PATENT DOCUMENTS

FIG. 8 is a bottom plan view thereof. The rest of views of the embodiment of FIG. 7 are the same as those of the embodiment of FIG. 1.

D405,030 S * 2/1999 Frost et al. D12/111

1 Claim, 5 Drawing Sheets

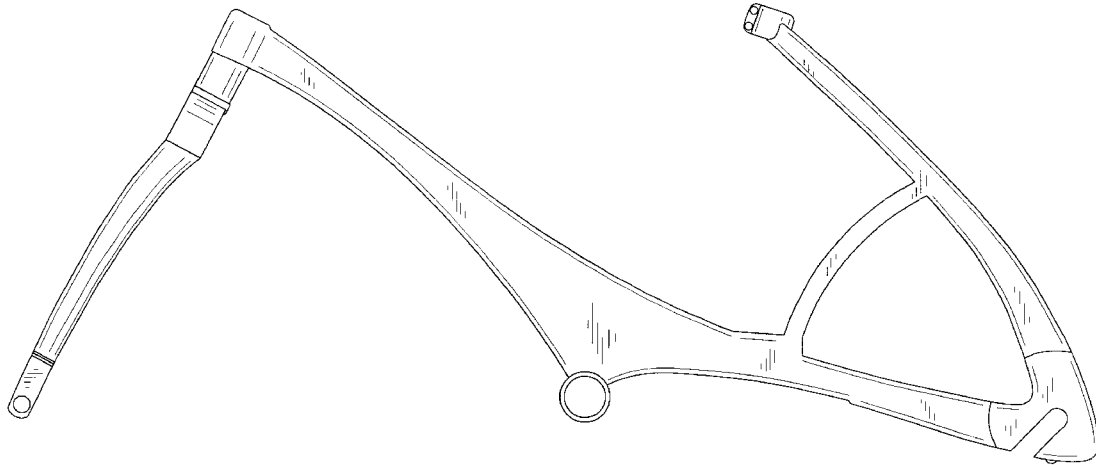


FIG. 1

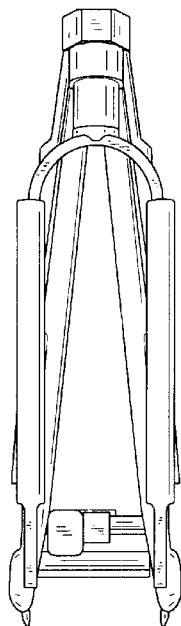


FIG. 2

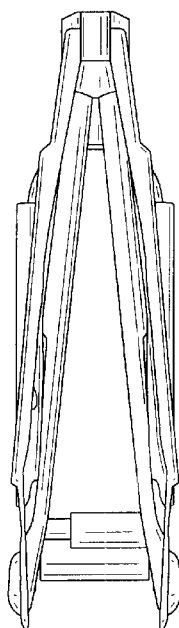


FIG. 3

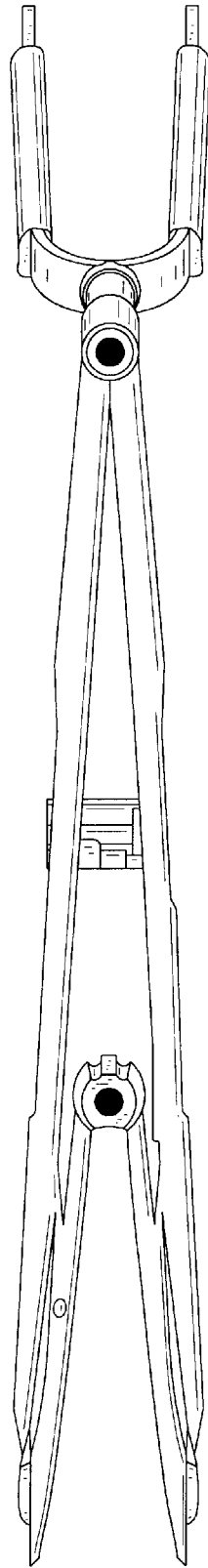


FIG. 4

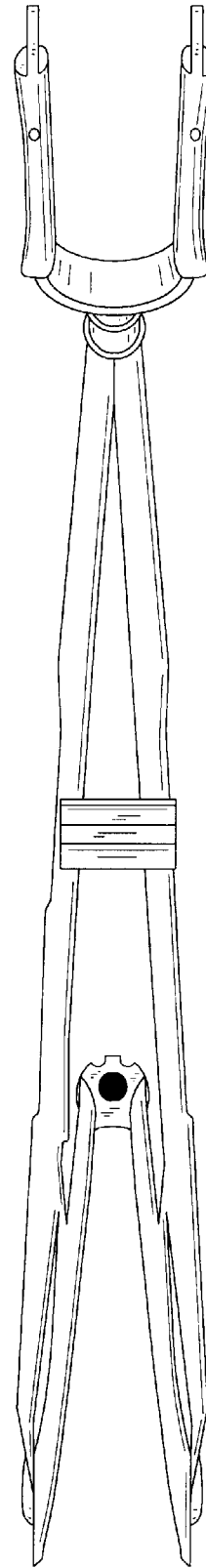


FIG. 5

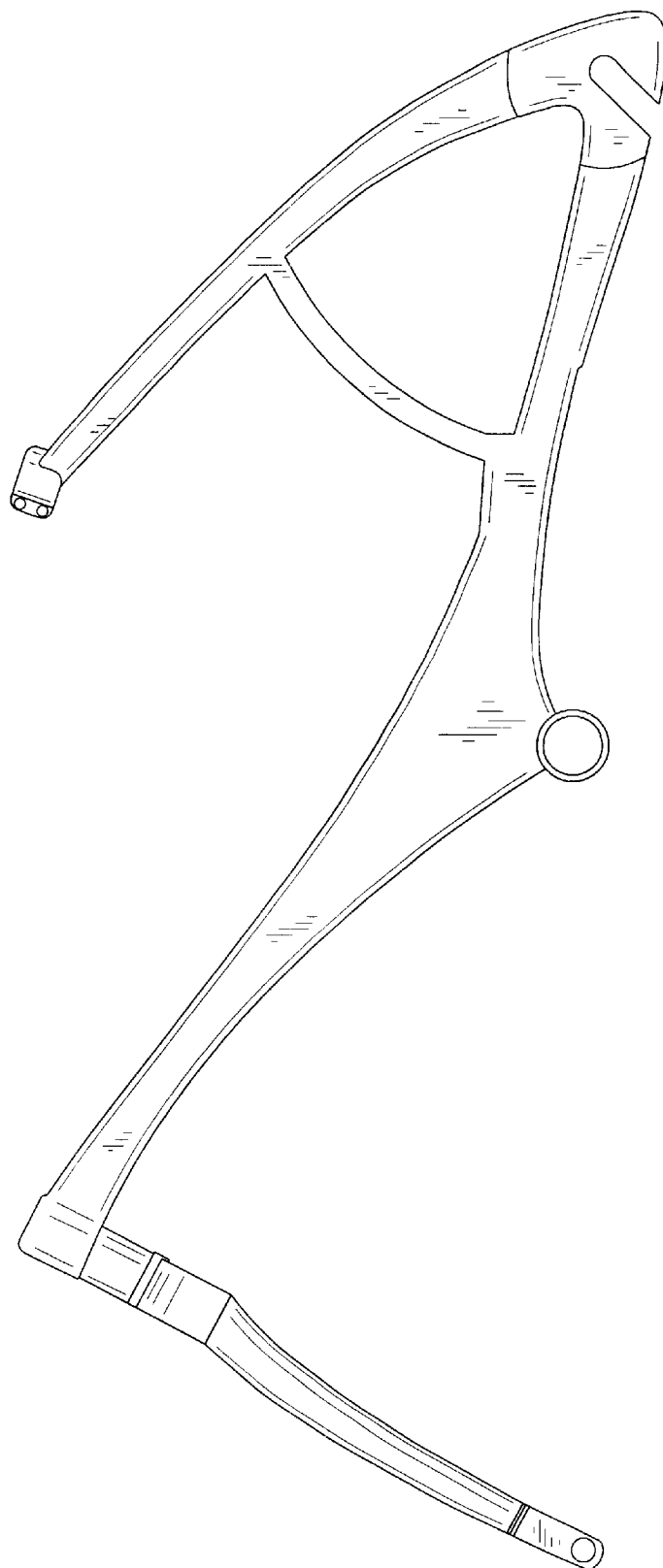


FIG. 6

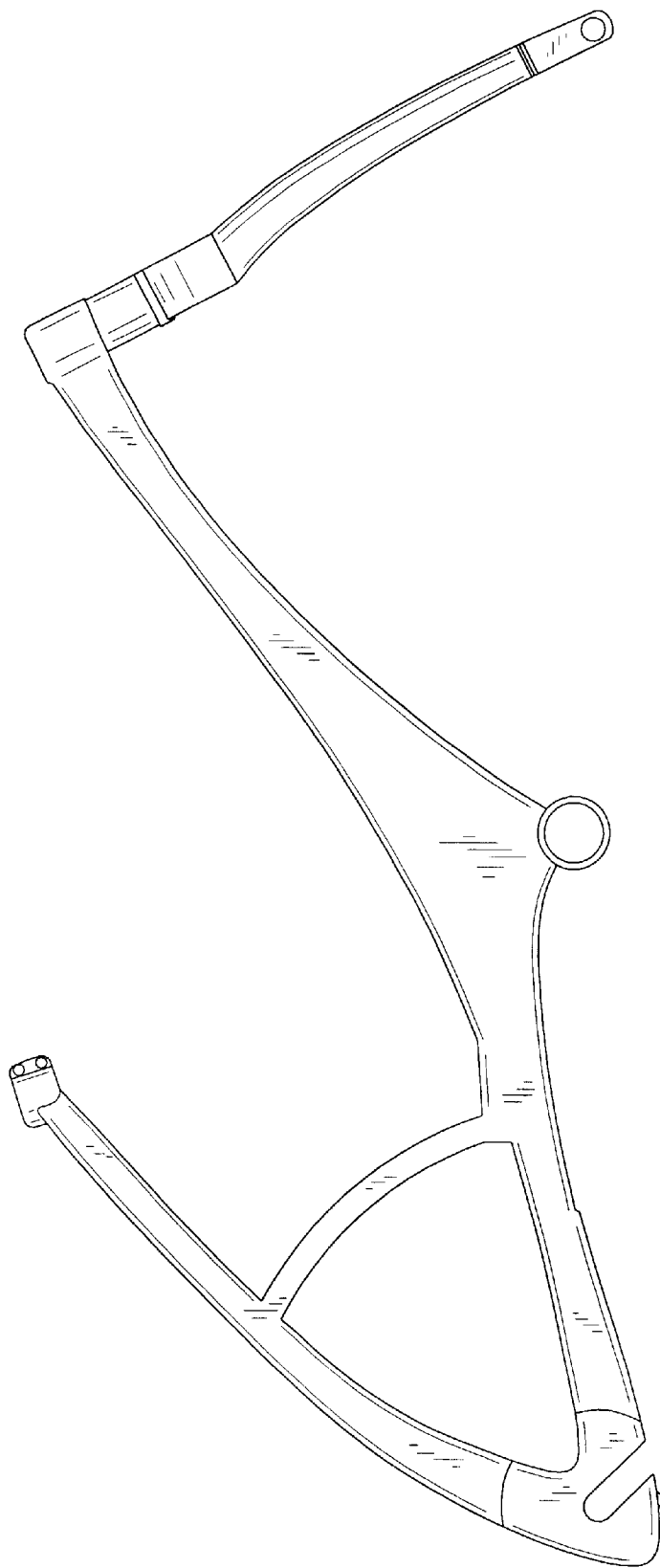


FIG. 7

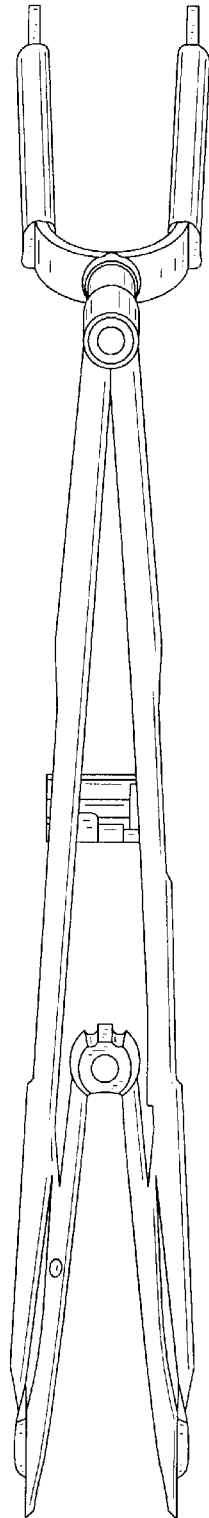


FIG. 8

