



US00D478299S

(12) **United States Design Patent**
Hartman

(10) **Patent No.:** **US D478,299 S**

(45) **Date of Patent:** **** Aug. 12, 2003**

(54) **BICYCLE FRAME**

(76) **Inventor:** **Billy Shane Hartman**, 915 Cornell St.,
Vidor, TX (US) 77662

(**) **Term:** **14 Years**

(21) **Appl. No.:** **29/158,100**

(22) **Filed:** **Mar. 29, 2002**

(51) **LOC (7) Cl.** **12-11**

(52) **U.S. Cl.** **D12/111**

(58) **Field of Search** D12/110, 111,
D12/117, 126; 280/281.1, 288.1-288.4,
274, 275

(56) **References Cited**

U.S. PATENT DOCUMENTS

5,269,551 A * 12/1993 Matin et al. 280/281.1
D357,437 S * 4/1995 Kuba D12/111

* cited by examiner

Primary Examiner—Alan P. Douglas

Assistant Examiner—Linda Brooks

(57) **CLAIM**

The ornamental design for a bicycle frame, as shown and described.

DESCRIPTION

FIG. 1 is a front elevational view of a bicycle frame showing my new design, the rear elevational view being a mirror image thereof;

FIG. 2 is a side view, taken from the left side of FIG. 1;


FIG. 3 is a side view, taken from the right side of FIG. 1;

FIG. 4 is a top plan view thereof; and,

FIG. 5 is a bottom plan view thereof.

The broken lines showing a crankset, fork, stem, bars, seatpost, saddle, wheels and pedals in FIG. 1 are for illustrative purposes only and form no part of the claimed design.

1 Claim, 2 Drawing Sheets



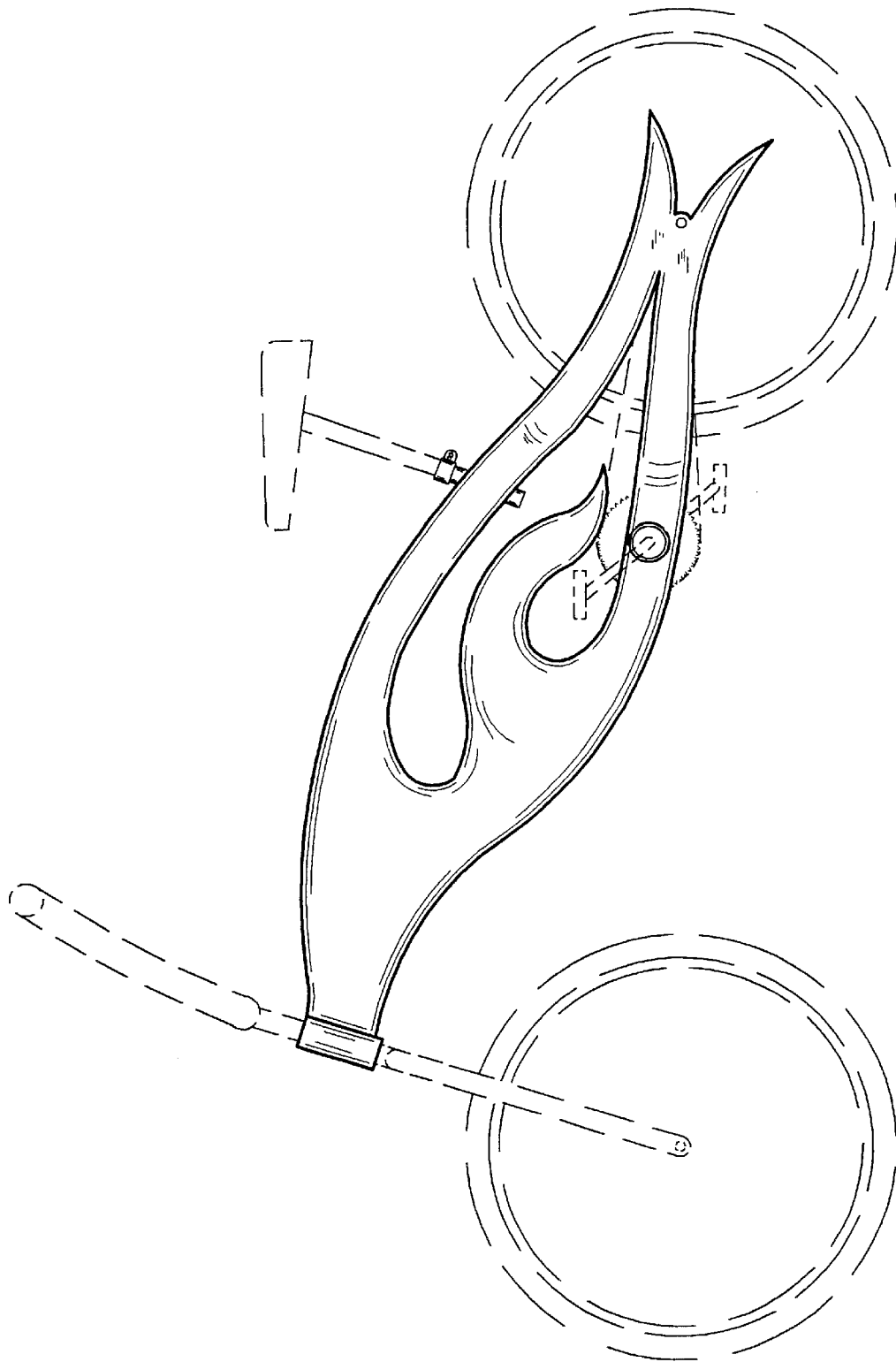


FIG. 1

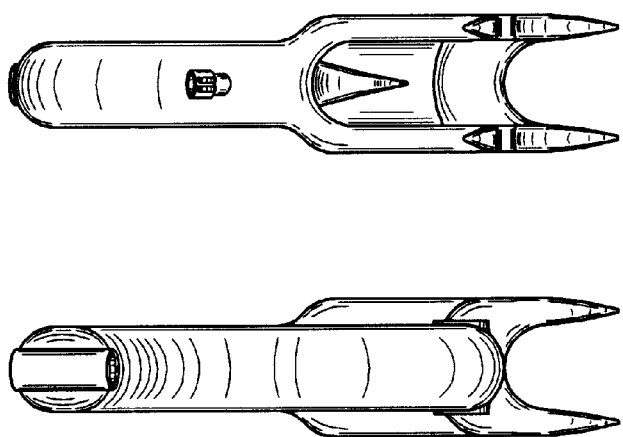


FIG. 3

FIG. 2

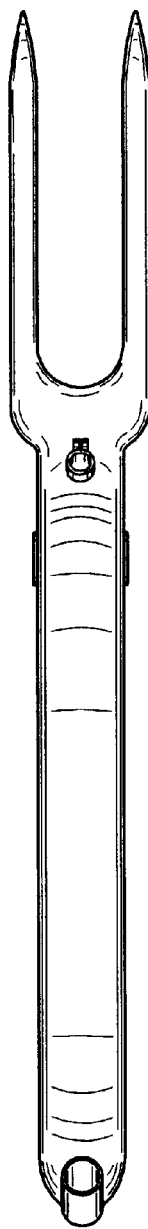


FIG. 4

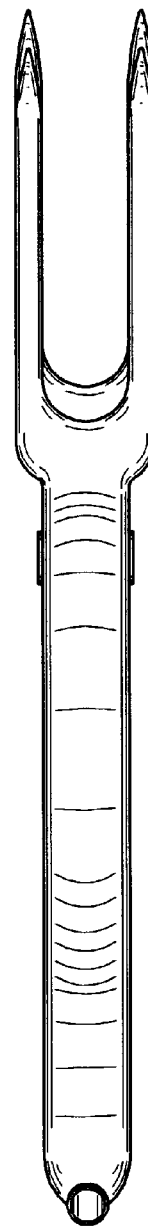


FIG. 5