



US00D486424S

(12) **United States Design Patent**
Sagan

(10) **Patent No.:** **US D486,424 S**

(45) **Date of Patent:** **** Feb. 10, 2004**

(54) **BICYCLE FRAME**

(75) Inventor: **Michael Sagan**, Marshall, WI (US)

(73) Assignee: **Trek Bicycle Corporation**, Waterloo, WI (US)

(**) Term: **14 Years**

(21) Appl. No.: **29/181,684**

(22) Filed: **May 14, 2003**

(51) **LOC (7) Cl.** **12-11**

(52) **U.S. Cl.** **D12/111**

(58) **Field of Search** D12/111, 117;
280/274-278, 281.1, 284-288, 288.1-288.3

(56) **References Cited**

U.S. PATENT DOCUMENTS

D343,598 S	*	1/1994	Southwell et al.	D12/111
5,624,519 A		4/1997	Nelson et al.		
D380,990 S	*	7/1997	Chien	D12/111
D398,266 S		9/1998	Colegrove et al.		

OTHER PUBLICATIONS

Trek Catalog p. 13—products on sale since Jul. 2001.

* cited by examiner

Primary Examiner—Alan P. Douglas

Assistant Examiner—Linda Brooks

(74) *Attorney, Agent, or Firm*—Barnes & Thornburg

(57) **CLAIM**

The ornamental design for a bicycle frame, as shown and described.

DESCRIPTION

FIG. 1 is a right side elevation of a bicycle frame showing my new design.

FIG. 2 is a perspective view.

FIG. 3 is a front elevation view thereof.

FIG. 4 is a rear elevation view thereof.

FIG. 5 is a top plan view thereof; and,

FIG. 6 is a bottom plan view thereof.

1 Claim, 2 Drawing Sheets

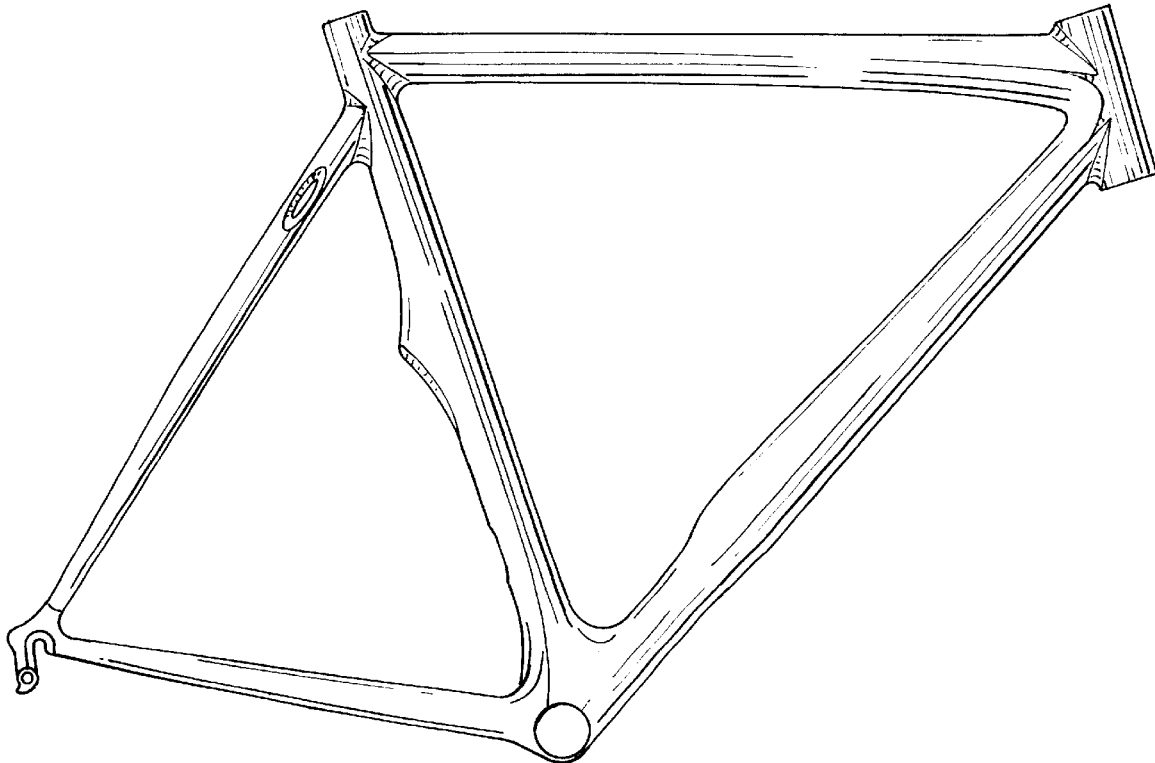


FIG. 1

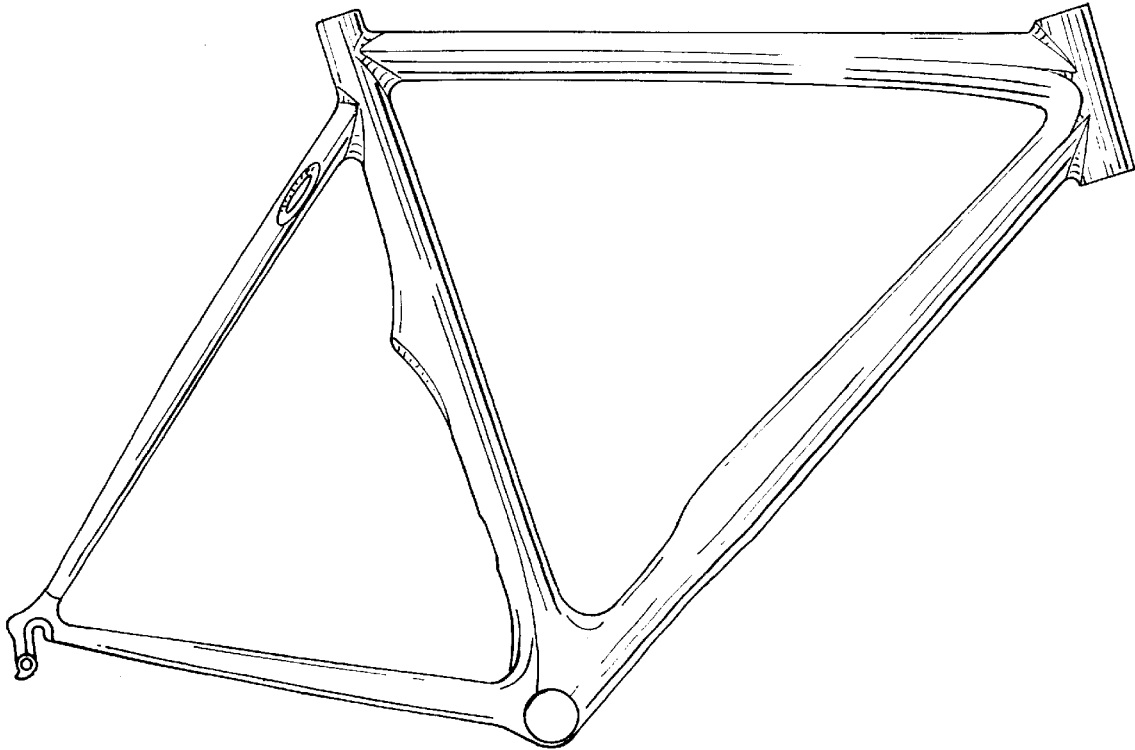


FIG. 2

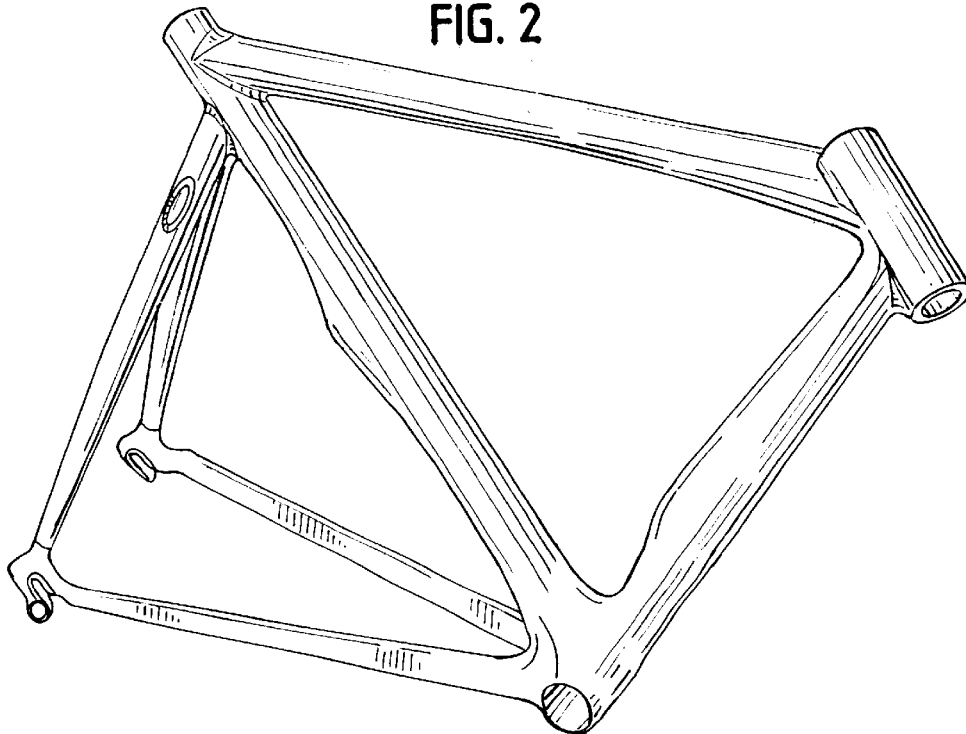


FIG. 3

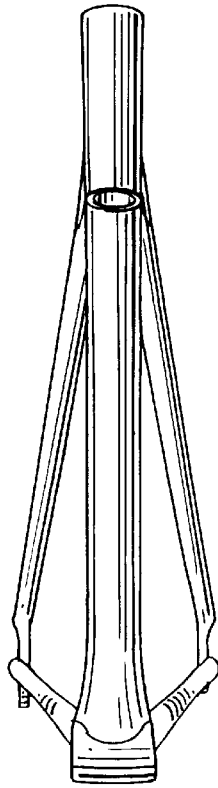


FIG. 4

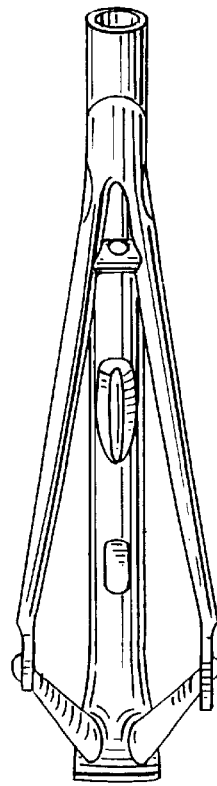


FIG. 5

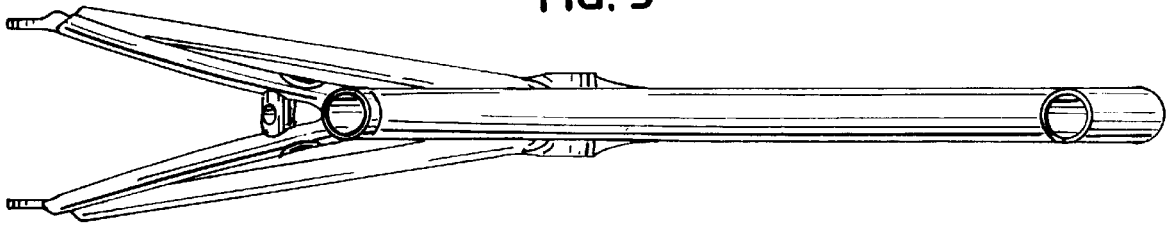


FIG. 6

