

(12) **United States Design Patent**
Goldberg

(10) **Patent No.:** **US D507,313 S**
(45) **Date of Patent:** **** Jul. 12, 2005**

(54) **STATIONARY EXERCISE BICYCLE HAVING A RIGID FRAME**

(75) **Inventor:** **Johnny Goldberg, Los Angeles, CA (US)**

(73) **Assignee:** **Mad Dogg Athletics, Inc., Venice, CA (US)**

(**) **Term:** **14 Years**

(21) **Appl. No.:** **29/173,984**

(22) **Filed:** **Jan. 9, 2003**

(51) **LOC (8) Cl. 21-02**

(52) **U.S. Cl. D21/697**

(58) **Field of Search D21/662, 664, D21/665, 666, 667, 668, 670, 697; 482/51, 52, 57, 63, 64, 65**

(56) **References Cited**

U.S. PATENT DOCUMENTS

562,198 A	6/1896	Robinson	482/52
588,166 A	8/1897	McCoy	74/551.1
633,534 A	9/1899	Long	252/478
635,082 A	10/1899	Stiles	74/640
671,785 A	4/1901	Young et al.	482/57
1,336,774 A	4/1920	Cooper	482/57
1,507,554 A	9/1924	Cooper	482/57
1,636,327 A	7/1927	Roe	424/144
3,062,204 A	11/1962	Stefano	601/36
3,511,097 A	5/1970	Corwin	73/379.07
D251,747 S *	5/1979	Valentine et al.	D21/697
4,188,030 A	2/1980	Hooper	482/59
D280,117 S *	8/1985	Collins	D21/697
D280,118 S *	8/1985	Collins	D21/697
4,577,860 A	3/1986	Matias	482/57
D284,596 S *	7/1986	McNeil	D21/697
4,632,386 A	12/1986	Beech	482/57
D289,782 S *	5/1987	Szymiski et al.	D21/697
D291,462 S	8/1987	Aalto	D21/667
D292,304 S *	10/1987	Ostrom	D21/697
4,768,777 A	9/1988	Yang	482/57
4,772,069 A	9/1988	Szymiski	297/195

4,824,102 A	4/1989	Lo	482/59
4,880,225 A	11/1989	Lucas et al.	482/59
4,902,001 A	2/1990	Balbo	482/62
4,915,374 A	4/1990	Watkins	482/57
4,936,570 A	6/1990	Szymiski et al.	482/57
5,000,469 A	3/1991	Smith	280/261
5,143,477 A	9/1992	Han	482/57
5,232,422 A	8/1993	Bishop, Jr.	482/57
5,336,147 A	8/1994	Sweeney, III	482/57
5,423,728 A	6/1995	Goldberg	482/57
D407,767 S *	4/1999	Chang	D21/663
D459,775 S *	7/2002	Chen	D21/697
D460,133 S *	7/2002	Baker	D21/697
D460,794 S *	7/2002	Baker	D21/667
D465,818 S *	11/2002	Goldberg	D21/697
D473,274 S *	4/2003	Baudhuin et al.	D21/697
D474,252 S *	5/2003	Lull et al.	D21/697

* cited by examiner

Primary Examiner—Philip S. Hyder

(74) *Attorney, Agent, or Firm*—Jones Day


(57) **CLAIM**

The ornamental design for the stationary exercise bicycle having a rigid frame, as shown and described.

DESCRIPTION

FIG. 1 is a perspective view of a stationary exercise bicycle having a rigid frame showing my new design; FIG. 2 is a right side view of FIG. 1, the left side view being a mirror image thereof; FIG. 3 is a top view of FIG. 1; FIG. 4 is a front view of FIG. 1; FIG. 5 is a rear view of FIG. 1; FIG. 6 is a perspective view of an alternative embodiment of a stationary exercise bicycle having a rigid frame showing my new design; FIG. 7 is a right side view of FIG. 6, the left side view being a mirror image thereof; FIG. 8 is a top view of FIG. 6; FIG. 9 is a front view of FIG. 6; and, FIG. 10 is a rear view of FIG. 6.

1 Claim, 2 Drawing Sheets



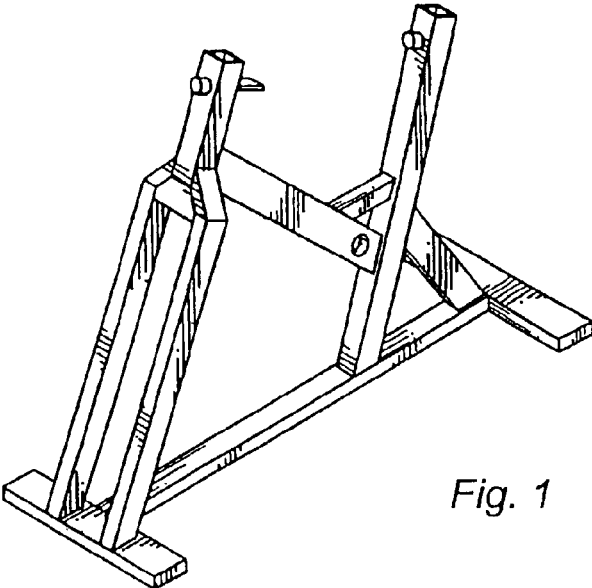


Fig. 1

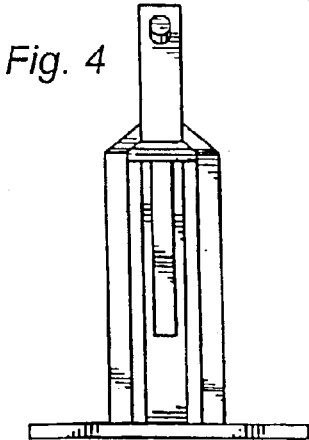


Fig. 4

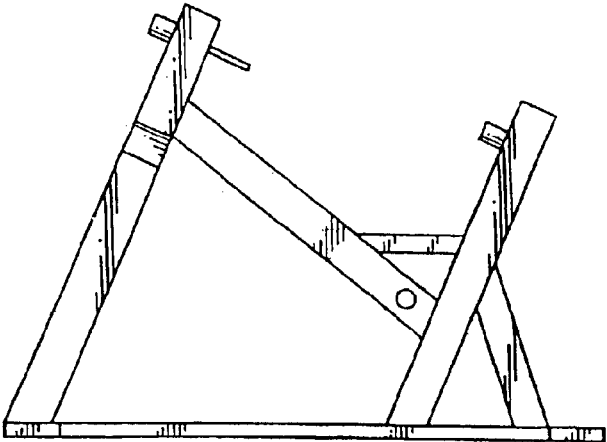


Fig. 2

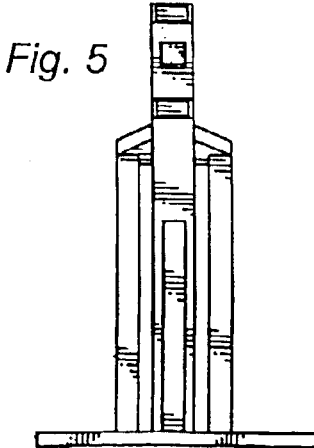


Fig. 5

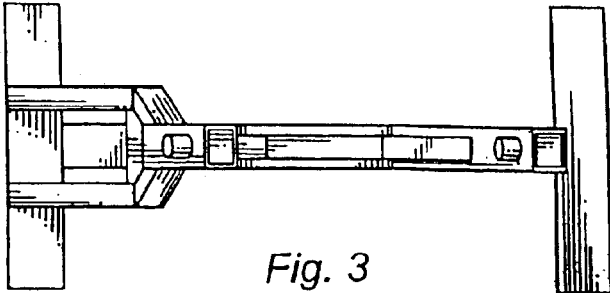


Fig. 3

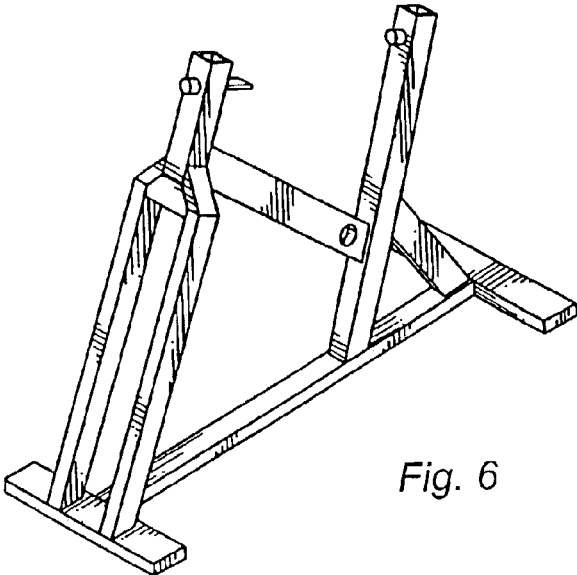


Fig. 6

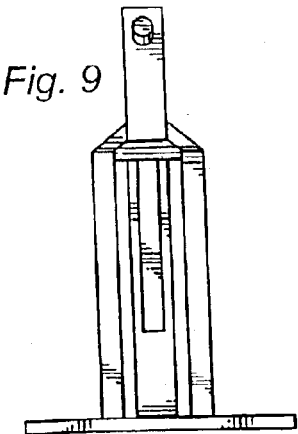


Fig. 9

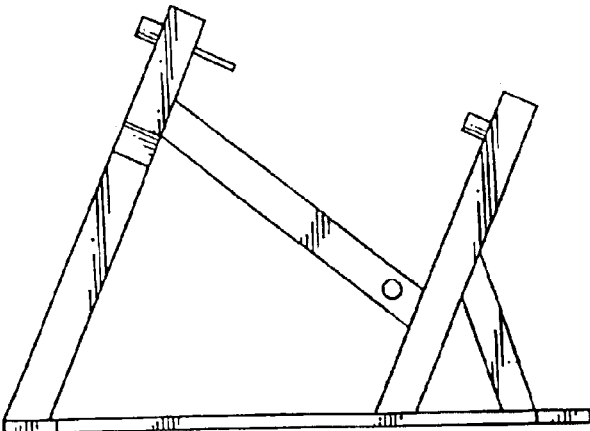


Fig. 7

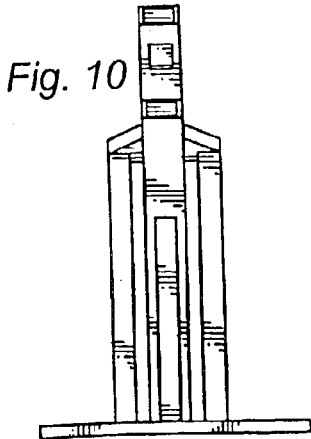


Fig. 10

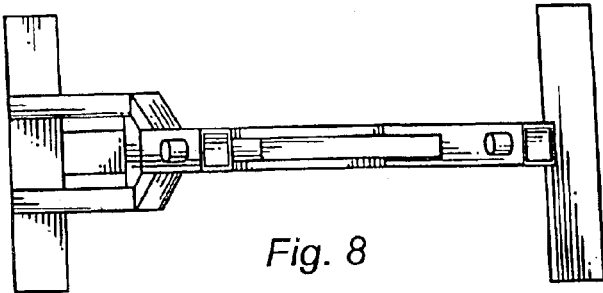


Fig. 8