



US00D507768S

(12) **United States Design Patent**
Tomlinson et al.

(10) Patent No.: **US D507,768 S**

(45) Date of Patent: **** Jul. 26, 2005**

(54) **BICYCLE FRAME**

(76) Inventors: **Brett Tomlinson**, 13117 Chrisco St.,
Saugus, CA (US) 91390; **Toeke**
Warden, 5312 Captains Pl., Agoura
Hills, CA (US) 91301

(**) Term: **14 Years**

(21) Appl. No.: **29/211,474**

(22) Filed: **Aug. 16, 2004**

(51) **LOC (8) Cl.** **12-11**

(52) **U.S. Cl.** **D12/111**

(58) **Field of Search** D12/111, 112,
D12/117; D21/423, 426, 432, 538; 280/87.021,
87.041, 226.1, 274, 281.1, 288.1-288.3

(56) **References Cited**

U.S. PATENT DOCUMENTS

3,030,124	A	*	4/1962	Holloway	280/281.1
D295,989	S	*	5/1988	Cummings	D21/423
4,763,913	A	*	8/1988	Ehrlich	280/281.1
6,450,516	B1	*	9/2002	Nall, III	280/87.021

* cited by examiner

Primary Examiner—Alan P. Douglas

Assistant Examiner—Linda Brooks

(74) *Attorney, Agent, or Firm*—Aaron T. Borrowman;
Kelly Lowry & Kelley, LLP

(57) **CLAIM**

The ornamental design for a bicycle frame, as shown and described.

DESCRIPTION

FIG. 1 is a side perspective view of the bicycle frame of the present invention;

FIG. 2 is a front end view of the bicycle frame of the present invention;

FIG. 3 is a rear end view of the bicycle frame of the present invention;

FIG. 4 is a side elevational view of the bicycle frame of the present invention;

FIG. 5 is an opposite side view of the bicycle frame of the present invention;

FIG. 6 is a top view of the bicycle frame of the present invention; and,

FIG. 7 is a bottom view of the bicycle frame of the present invention.

1 Claim, 3 Drawing Sheets

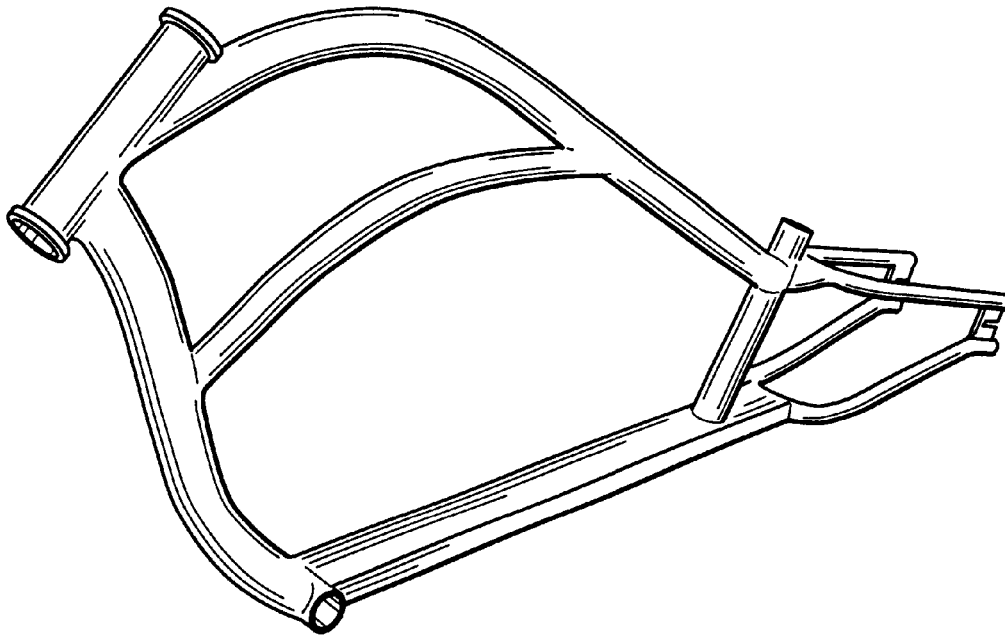


FIG. 1

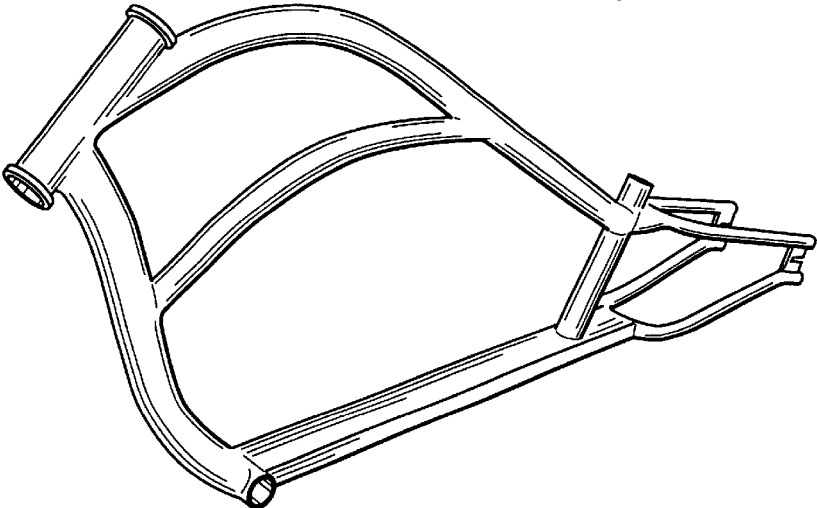


FIG. 2

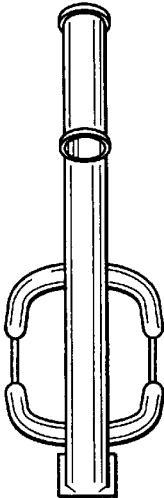


FIG. 3

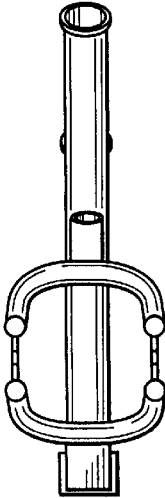


FIG. 4

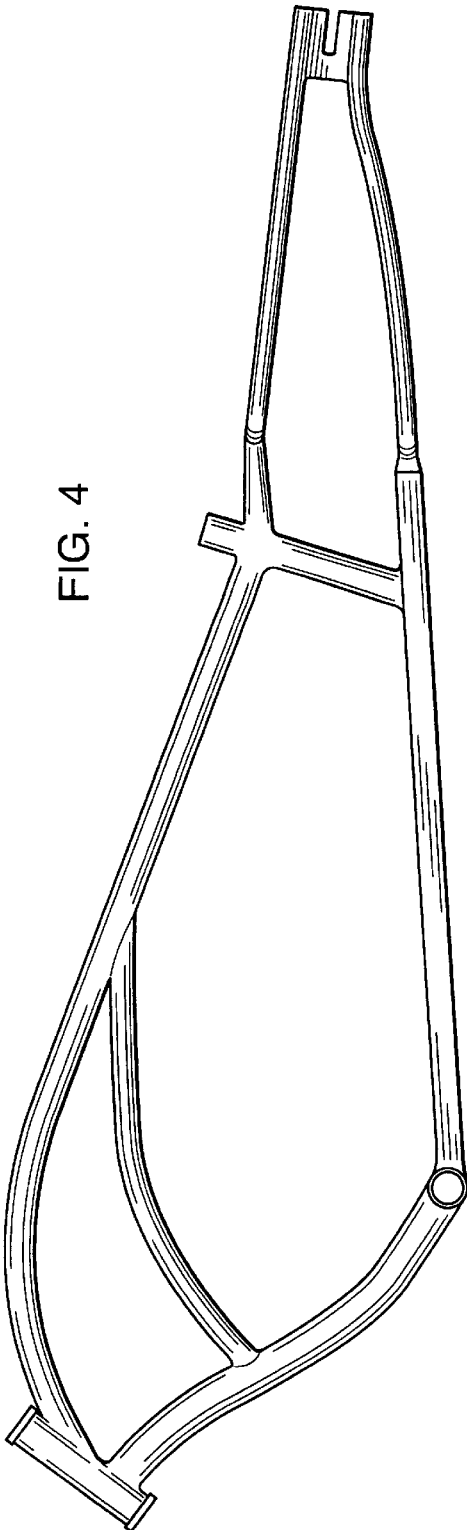
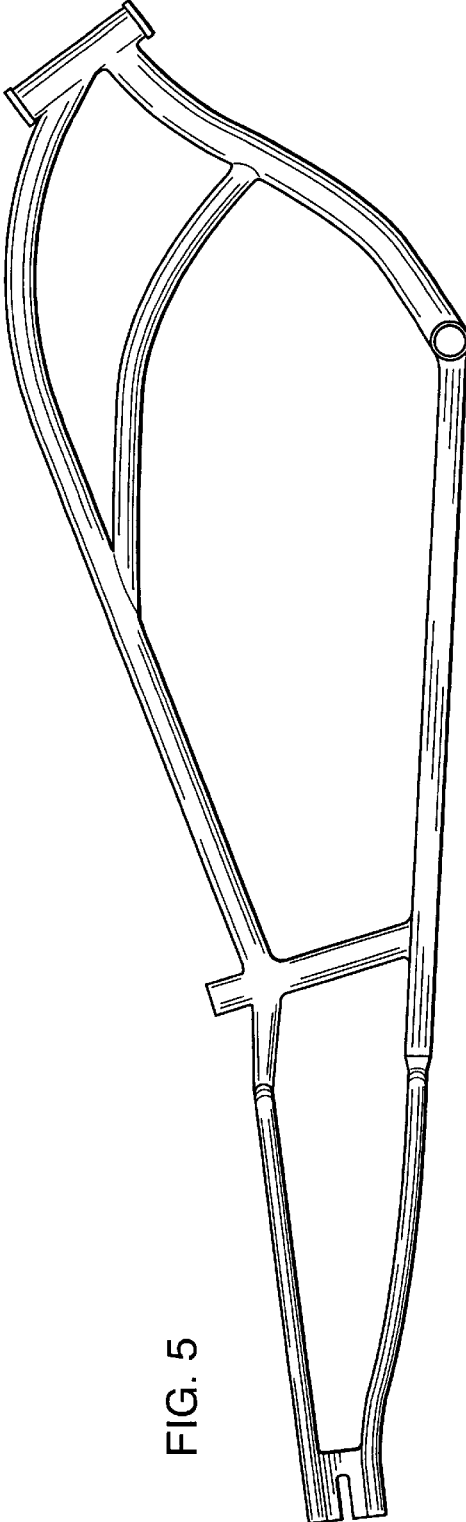


FIG. 5



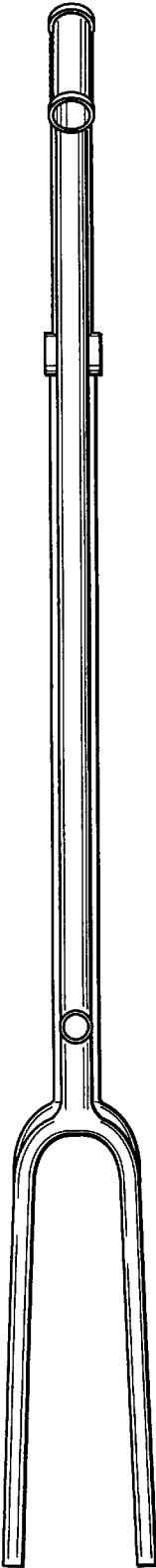


FIG. 6

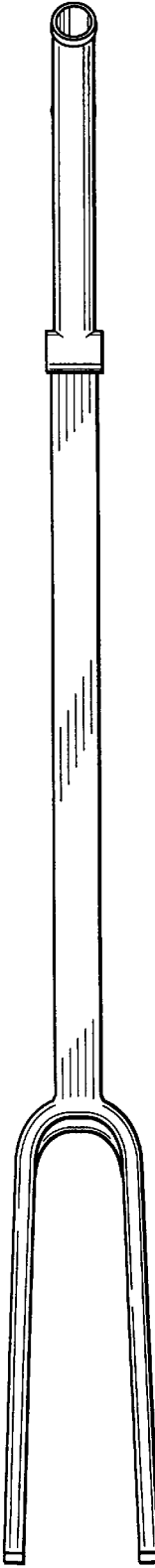


FIG. 7