



(12) **United States Design Patent**
Blankenship et al.

(10) **Patent No.:** **US D510,547 S**
(45) **Date of Patent:** **** Oct. 11, 2005**

(54) **BICYCLE FRAME**
(75) Inventors: **Frank Blankenship**, Downingtown, PA (US); **Greg Blake**, Madison, WI (US)
(73) Assignee: **Pacific Cycle, LLC**, Madison, WI (US)
(**) Term: **14 Years**
(21) Appl. No.: **29/211,571**
(22) Filed: **Aug. 18, 2004**

D301,437 S * 6/1989 Bleustein et al.
D392,603 S * 3/1998 Quick
5,845,728 A * 12/1998 Itoh et al. 180/219
D449,808 S * 10/2001 Soto
D492,917 S * 7/2004 Pedersen D12/110

* cited by examiner
Primary Examiner—Alan P. Douglas
Assistant Examiner—Linda Brooks
(74) *Attorney, Agent, or Firm*—Brian G. Gilpin; Godfrey & Kahn, S.C.

Related U.S. Application Data

(63) Continuation-in-part of application No. 29/187,590, filed on Aug. 4, 1905, now Pat. No. Des. 497,575.
(51) **LOC (8) Cl.** **12-11**
(52) **U.S. Cl.** **D12/111**
(58) **Field of Search** D12/111, 117, D12/110; 280/281.1, 274-278, 288.1-288.3; 180/219, 311

References Cited

U.S. PATENT DOCUMENTS

D299,220 S * 1/1989 Trusky

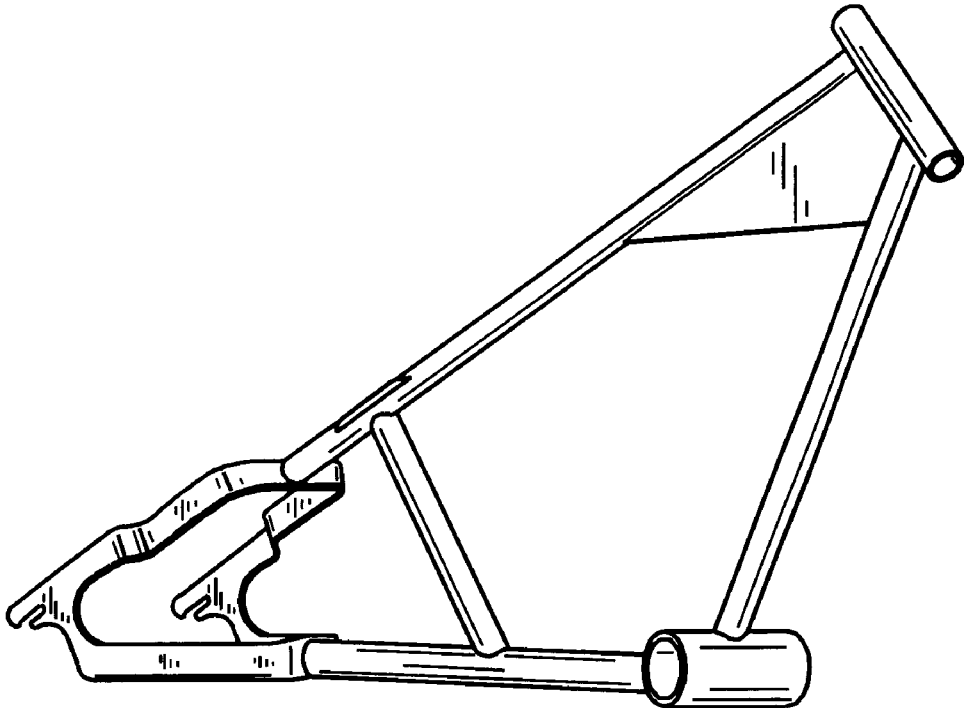
(57) **CLAIM**

The ornamental design for a bicycle frame, as shown and described.

DESCRIPTION

FIG. 1 is a perspective view of a bicycle frame showing my new design;
FIG. 2 is a top view of the bicycle frame of FIG. 1;
FIG. 3 is a bottom view of the bicycle frame of FIG. 1;
FIG. 4 is a left side view of the bicycle frame of FIG. 1;
FIG. 5 is a right side view of the bicycle frame of FIG. 1;
FIG. 6 is a front view of the bicycle frame of FIG. 1; and,
FIG. 7 is a rear view of the bicycle frame of FIG. 1.

1 Claim, 5 Drawing Sheets



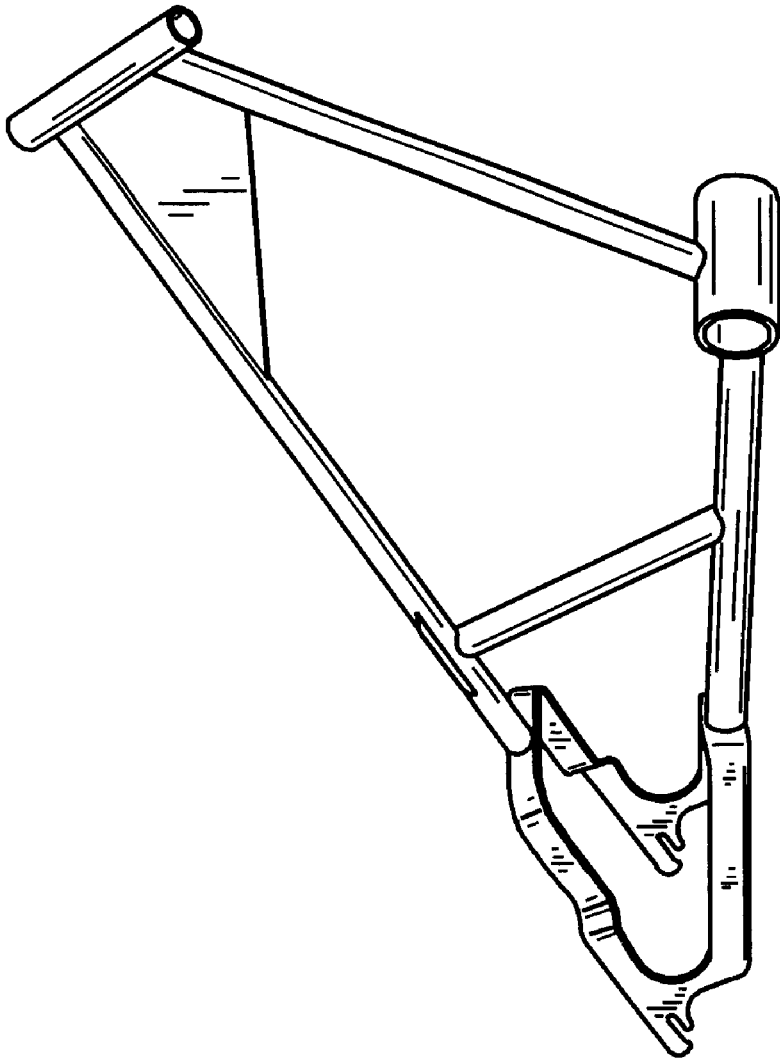


FIG. 1

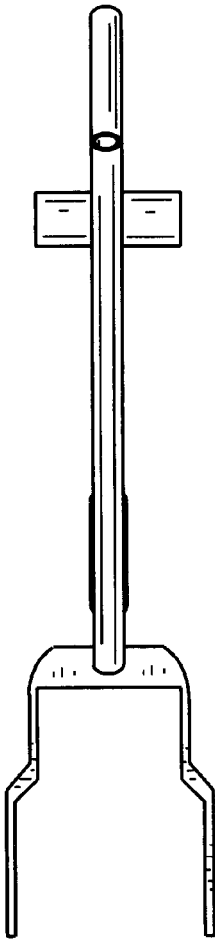


FIG. 2

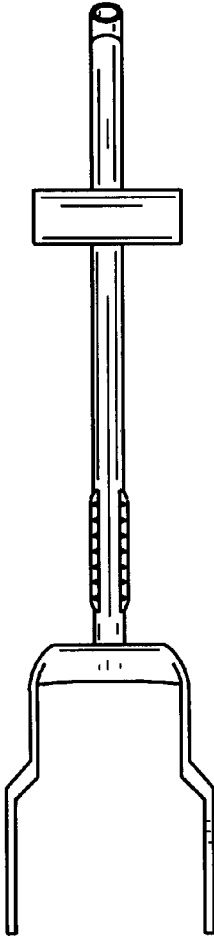


FIG. 3

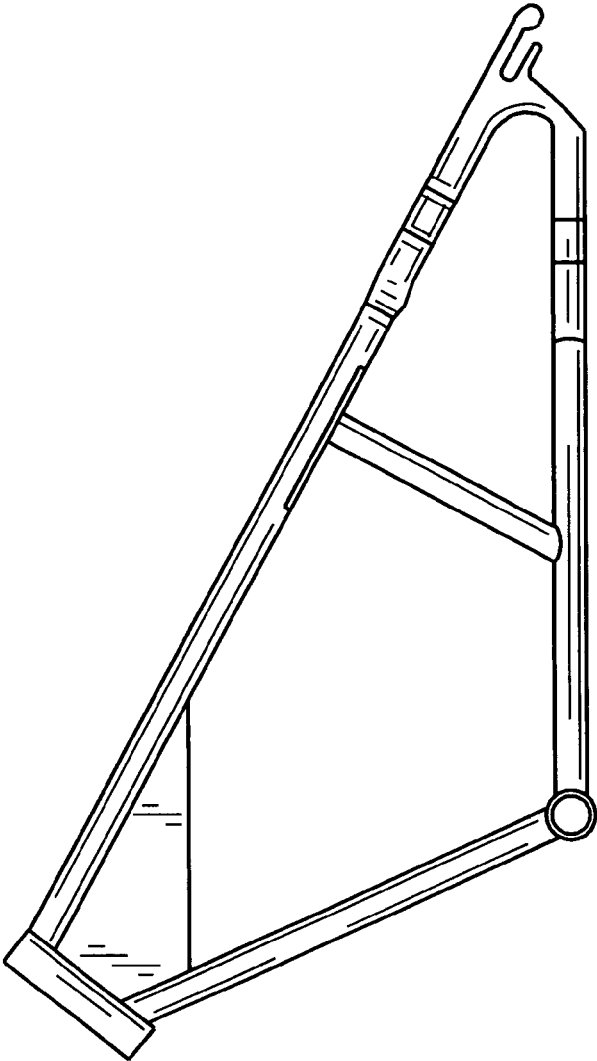


FIG. 4

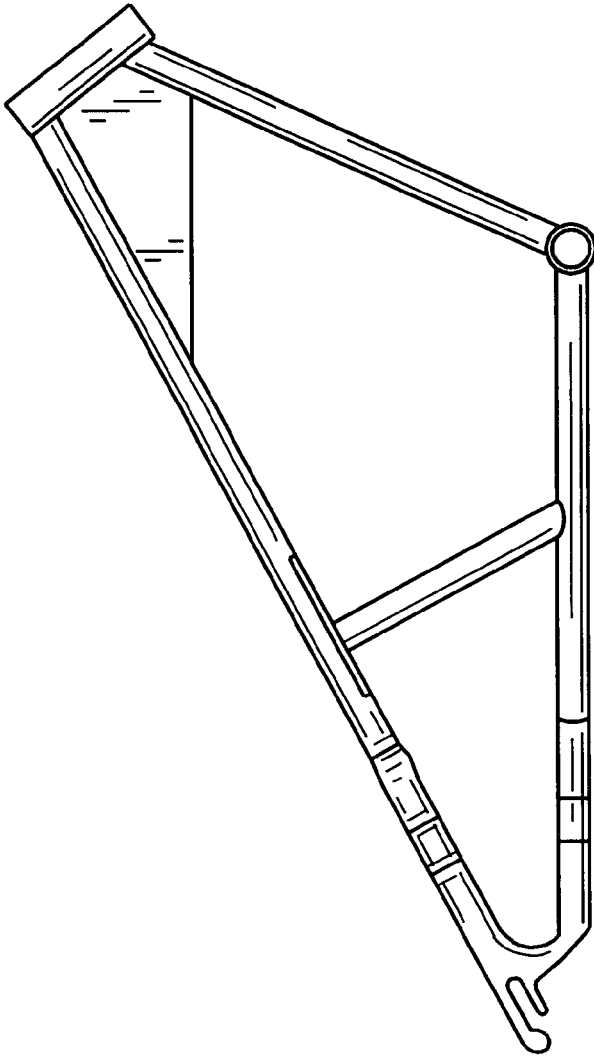


FIG. 5

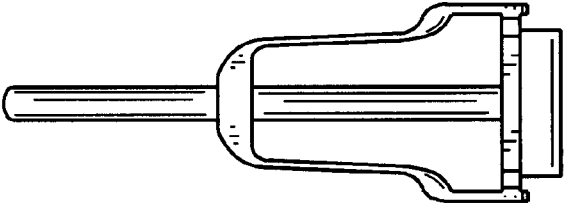


FIG. 7

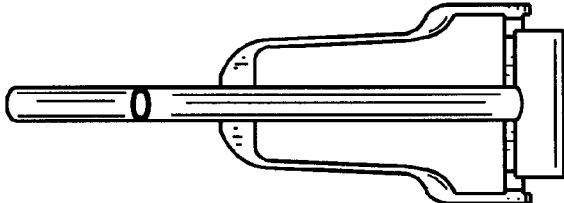


FIG. 6