



US00D514031S

(12) **United States Design Patent**
Drew et al.

(10) **Patent No.:** US D514,031 S

(45) **Date of Patent:** ** Jan. 31, 2006

(54) **BICYCLE FRAME**

D390,505 S * 2/1998 Shiau D12/111

(75) Inventors: **Errol Drew**, Northampton (GB); **Philip Justin Karl**, Providence, RI (US)

* cited by examiner

(73) Assignee: **Ixi Bicycle Company Ltd.**, Hamilton (BM)

Primary Examiner—Alan P. Douglas

Assistant Examiner—Linda Brooks

(**) Term: **14 Years**

(74) *Attorney, Agent, or Firm*—David J. Ridders; Brown Rudnick Berlack & Israels LLP

(21) Appl. No.: **29/226,309**

(57) **CLAIM**

(22) Filed: **Mar. 28, 2005**

The ornamental design for a bicycle frame, as shown and described.

Related U.S. Application Data

DESCRIPTION

(62) Division of application No. 29/200,643, filed on Mar. 1, 2004.

FIG. 1 is a right side elevation of a bicycle frame according to our new design having a flat side, shown as might optionally be used with surrounding structure, such as a seat tube and other bicycle components, which are shown in broken lines for illustrative purposes only and form no part of the claimed design;

(51) **LOC (8) Cl.** **12-11**

(52) **U.S. Cl.** **D12/111**

(58) **Field of Classification Search** D12/111,
D12/117; 280/274–280, 281.1, 283–288,
280/288.1–288.4

FIG. 2 is a top elevation of a bicycle frame according to the embodiment of our new design;

FIG. 3 is a bottom elevation thereof;

FIG. 4 is a front elevation thereof; and,

FIG. 5 is a back elevation thereof.

See application file for complete search history.

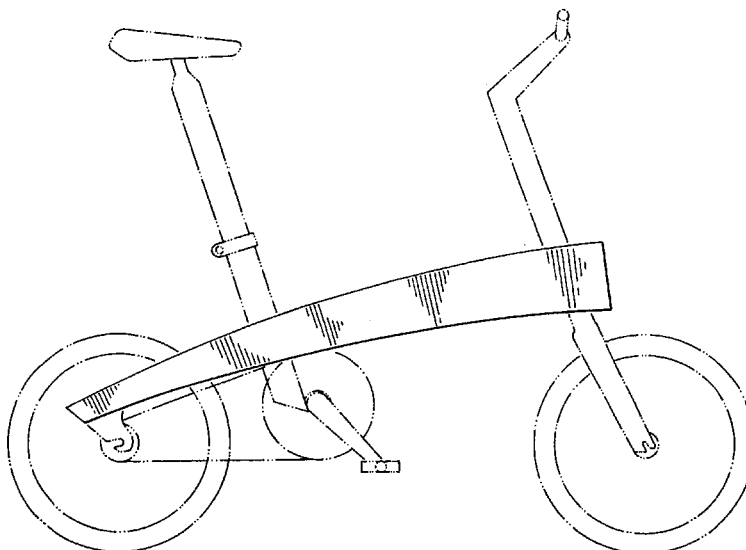
The left side elevation of a bicycle frame according to our new design is a mirror of the bicycle frame illustrated in FIG. 1.

(56) **References Cited**

U.S. PATENT DOCUMENTS

3,195,923 A * 7/1965 Moulton 280/281.1
4,809,999 A * 3/1989 Tozawa et al. 280/281.1
5,211,415 A * 5/1993 Gasiorowski 280/281.1

1 Claim, 2 Drawing Sheets



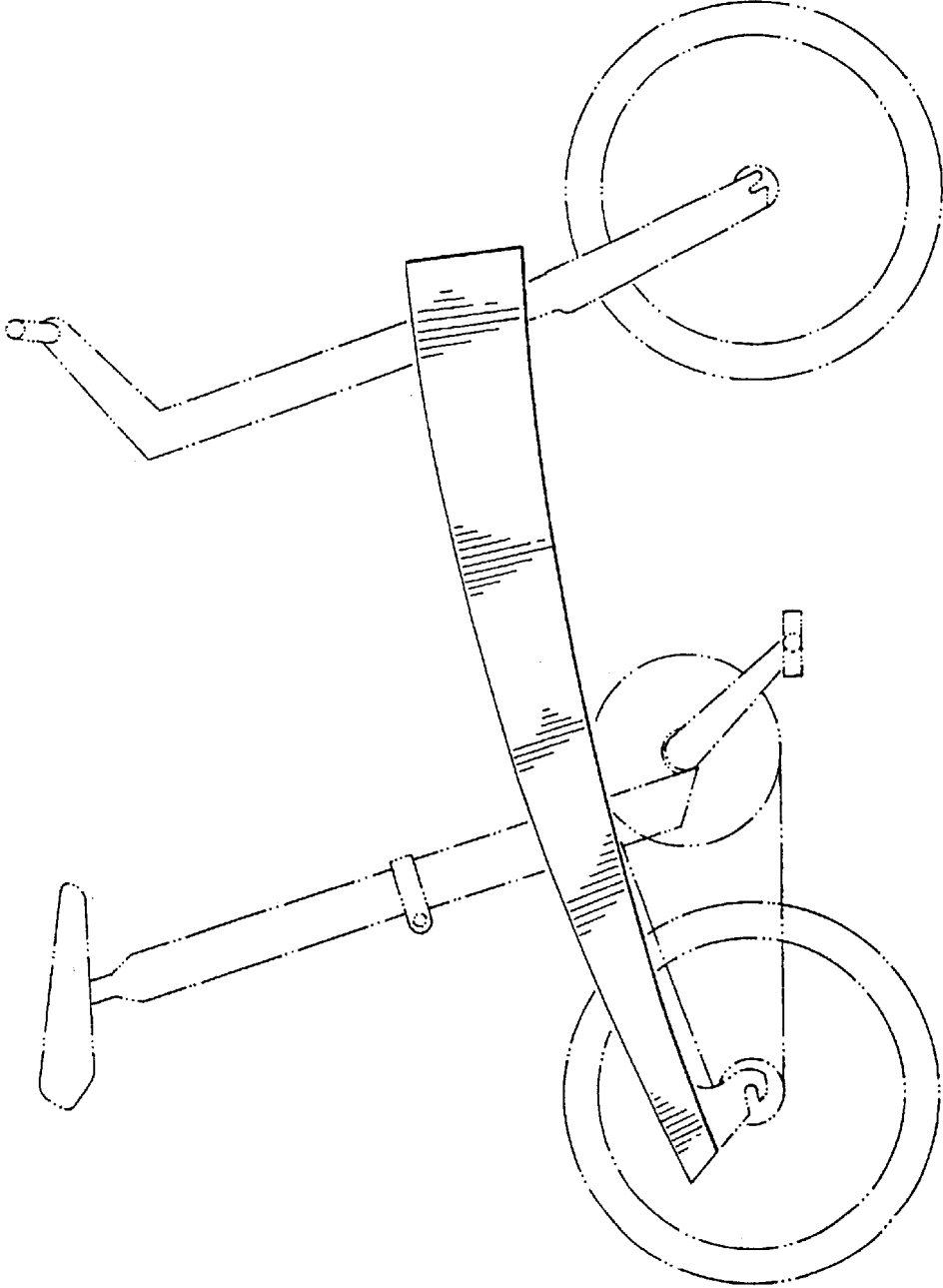


FIGURE 1

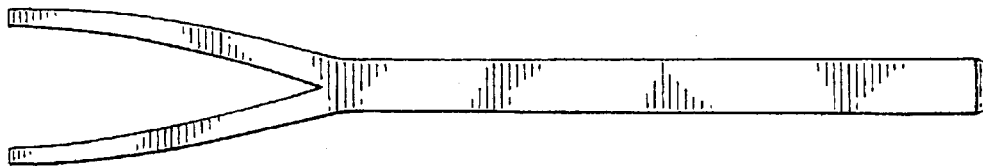


FIGURE 2

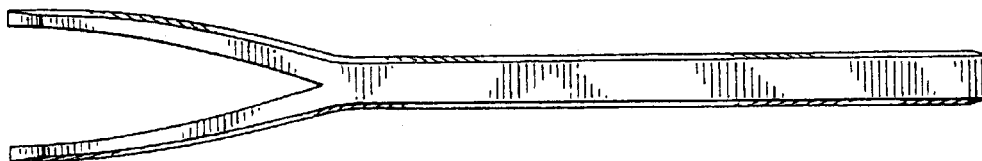


FIGURE 3

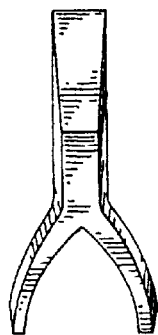


FIGURE 4

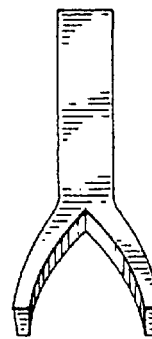


FIGURE 5