



(12) **United States Design Patent**
Morrow et al.

(10) **Patent No.:** **US D520,915 S**
(45) **Date of Patent:** **** May 16, 2006**

(54) **BICYCLE FRAME**

(57) **CLAIM**

(76) Inventors: **David D. Morrow**, 1344 Garnet Ave.,
San Diego, CA (US) 92109; **Hondre C.**
Moreno, 1344 Garnet Ave., San Diego,
CA (US) 92109

We claim the ornamental design for the bicycle frame, as
shown and described.

(**) Term: **14 Years**

DESCRIPTION

(21) Appl. No.: **29/219,579**

FIG. 1 is a side elevation view of a first embodiment
showing the new design with the reverse side being a mirror
image of the present side shown.

(22) Filed: **Dec. 17, 2004**

FIG. 2 is a top plan view of the first embodiment showing
the new design.

Related U.S. Application Data

FIG. 3 is bottom view of the first embodiment showing the
new design.

(63) Continuation-in-part of application No. 10/965,357, filed on
Oct. 14, 2004.

FIG. 4 is rear view of the first embodiment showing the new
design.

(51) **LOC (8) Cl.** **12-11**

FIG. 5 is a front view of the first embodiment showing the
new design.

(52) **U.S. Cl.** **D12/111**

FIG. 6 is a side elevation view of a second embodiment
showing the new design with the reverse side being a mirror
image of the present side shown.

(58) **Field of Classification Search** D12/111,
D12/107; 280/274-278, 288.1-288.3, 281.1,
280/283-288

FIG. 7 is a top plan view of the second embodiment showing
the new design.

See application file for complete search history.

FIG. 8 is bottom view of the second embodiment showing
the new design.

(56) **References Cited**

FIG. 9 is rear view of the second embodiment showing the
new design; and,

U.S. PATENT DOCUMENTS

FIG. 10 is a front view of the second embodiment showing
the new design.

D420,310 S * 2/2000 Spriggs et al. D12/111
D435,234 S * 12/2000 Reinke D12/111

The phantom lines in the figures are intended only to aid in
the understanding of the claimed design, are for illustration
purposes only showing an article upon which the claimed
design may be associated or applied, and form no part of the
claimed design.

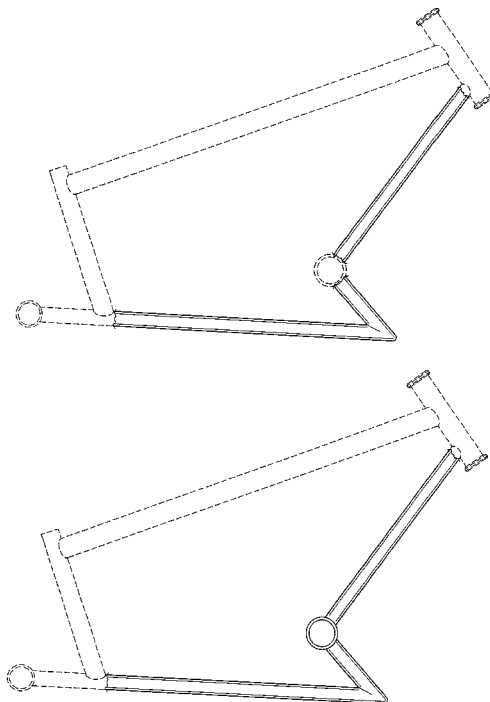
* cited by examiner

Primary Examiner—Alan P. Douglas

Assistant Examiner—Linda Brooks

(74) *Attorney, Agent, or Firm*—Frank G. Morkunas

1 Claim, 6 Drawing Sheets



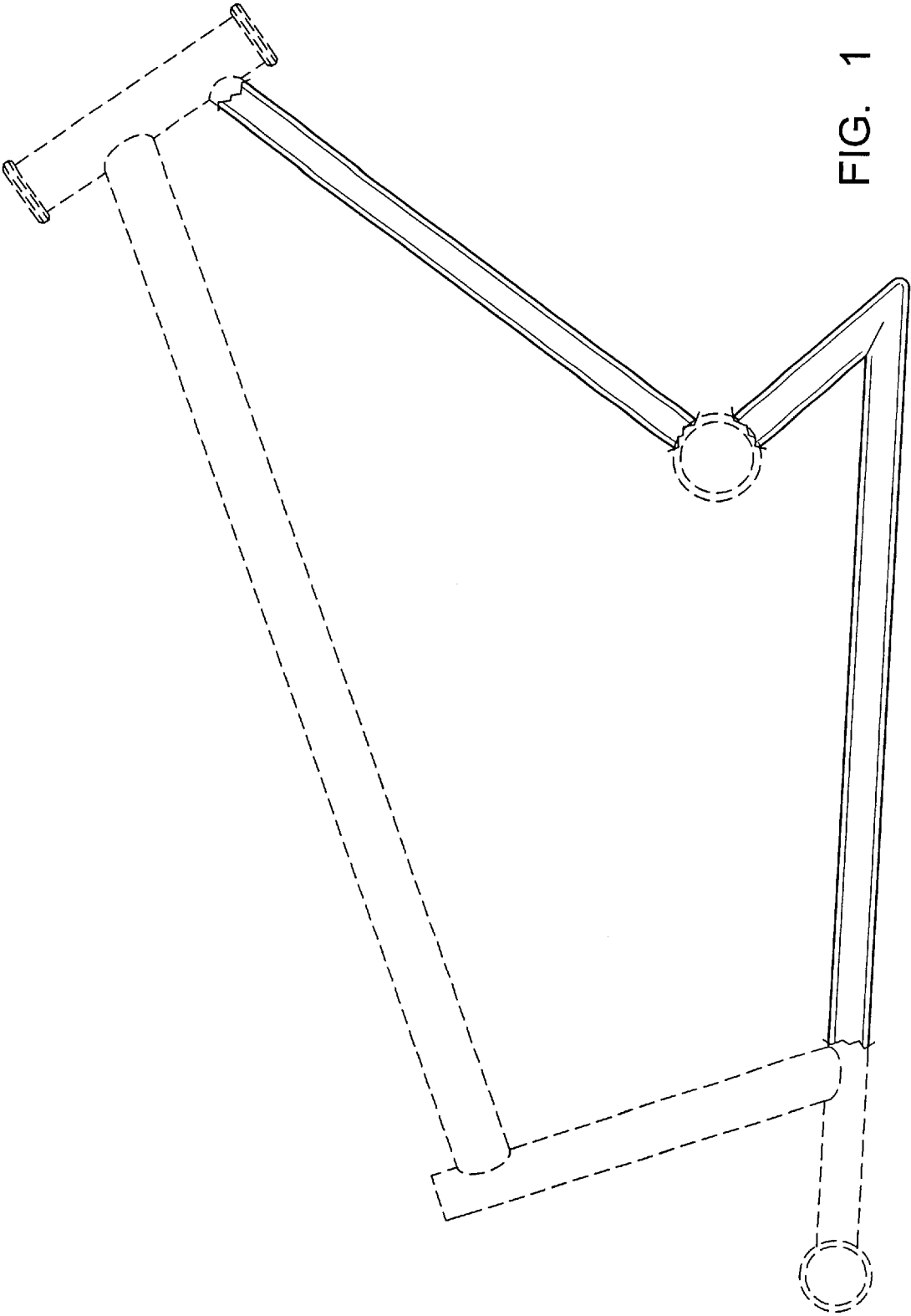


FIG. 1



FIG. 2

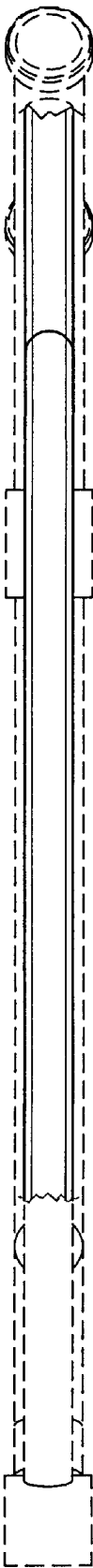


FIG. 3




FIG. 5



FIG. 4

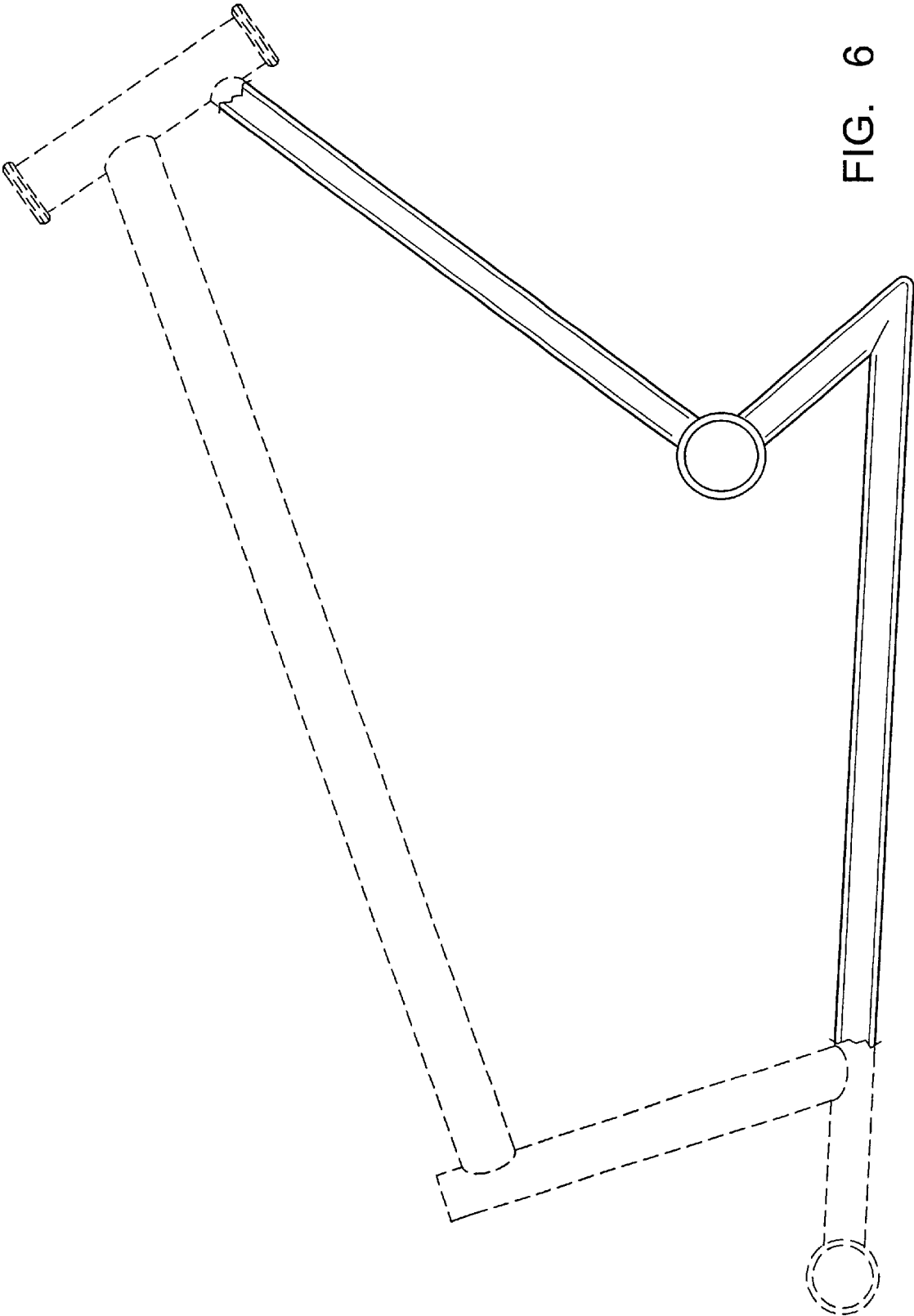


FIG. 6

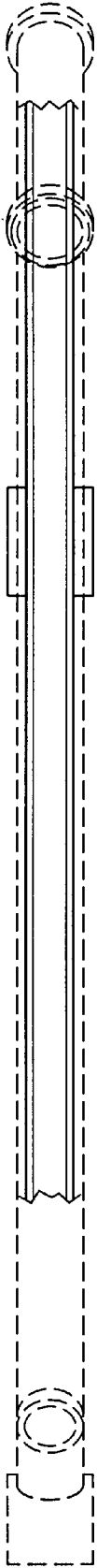


FIG. 7




FIG. 8

FIG. 10




FIG. 9

