



US00D522412S

(12) **United States Design Patent**
Bethlenfalvy

(10) **Patent No.:** **US D522,412 S**

(45) **Date of Patent:** **** Jun. 6, 2006**

(54) **BICYCLE FRAME**

6,889,992 B1 * 5/2005 Vroomen et al. 280/274

* cited by examiner

(75) Inventor: **Aaron M. Bethlenfalvy**, Huntington Beach, CA (US)

Primary Examiner—Alan P. Douglas

Assistant Examiner—Linda Brooks

(73) Assignee: **Nirve Sports, Ltd.**, Fountain Valley, CA (US)

(74) *Attorney, Agent, or Firm*—Stetina Brunda Garred & Brucker

(**) Term: **14 Years**

(57) **CLAIM**

The ornamental design for a bicycle frame, as shown and described.

(21) Appl. No.: **29/230,684**

(22) Filed: **May 25, 2005**

DESCRIPTION

(51) **LOC (8) Cl.** **12-11**

FIG. 1 is a front perspective view of the bicycle frame showing my new design with the phantom lines depicting solely environmental structure and forming no part of the claimed design;

(52) **U.S. Cl.** **D12/111**

FIG. 2 is a front elevational view thereof;

(58) **Field of Classification Search** D12/111,
D12/107; 280/274–278, 288.1–288.3, 281.1,
280/283–288

FIG. 3 is a right side elevational view thereof;

See application file for complete search history.

FIG. 4 is a top plan view thereof;

(56) **References Cited**

FIG. 5 is rear elevational view thereof;

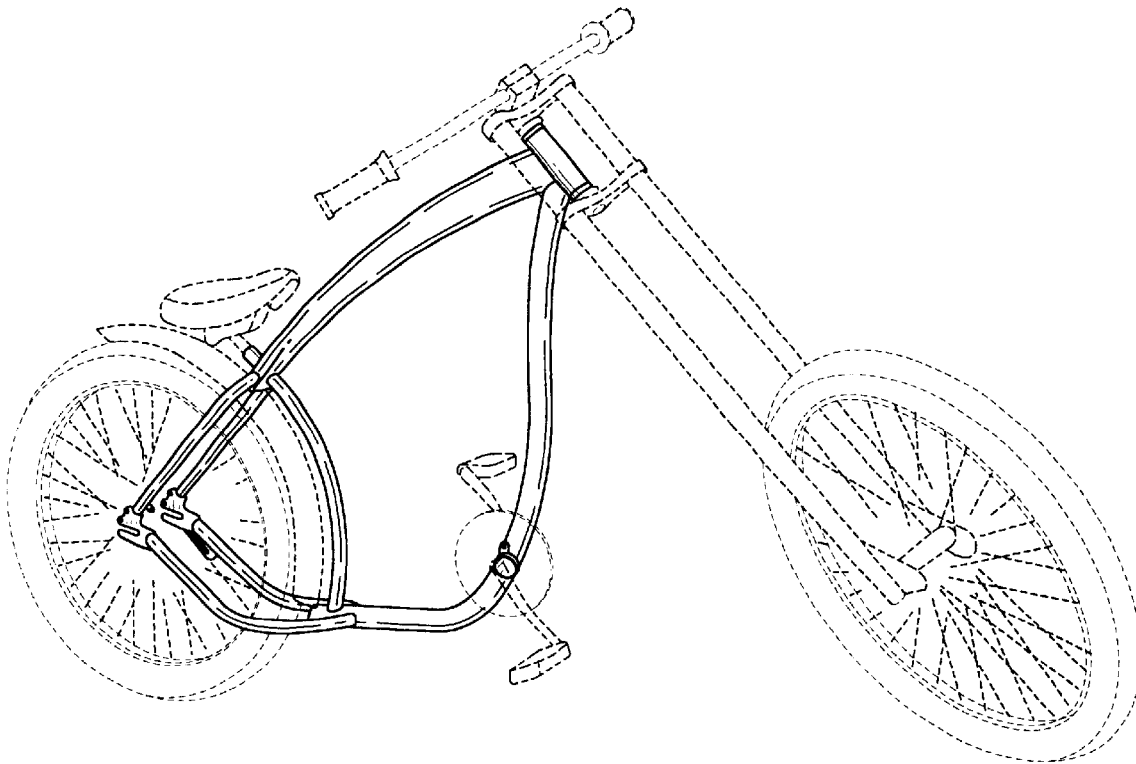
U.S. PATENT DOCUMENTS

FIG. 6 is left side elevational view thereof; and,

FIG. 7 is bottom plan view thereof.

D369,574 S * 5/1996 Clarke D12/111
6,880,846 B1 * 4/2005 Schonfeld 280/283

1 Claim, 2 Drawing Sheets



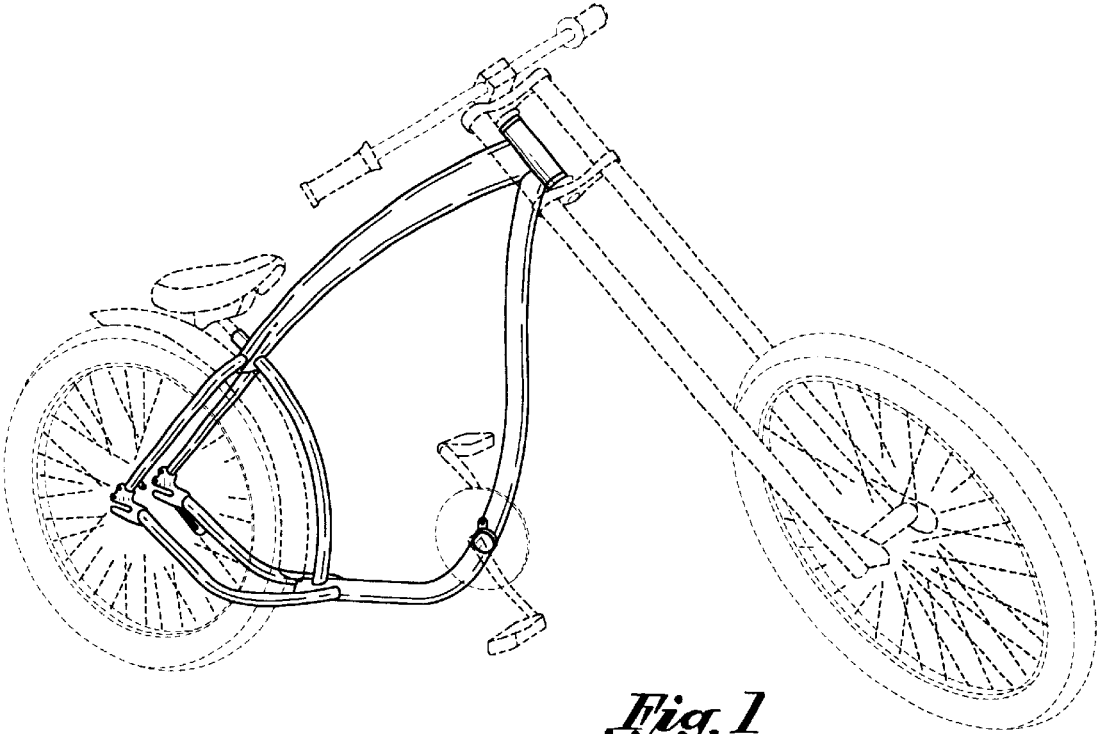


Fig. 1

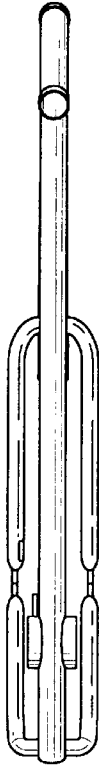


Fig. 2

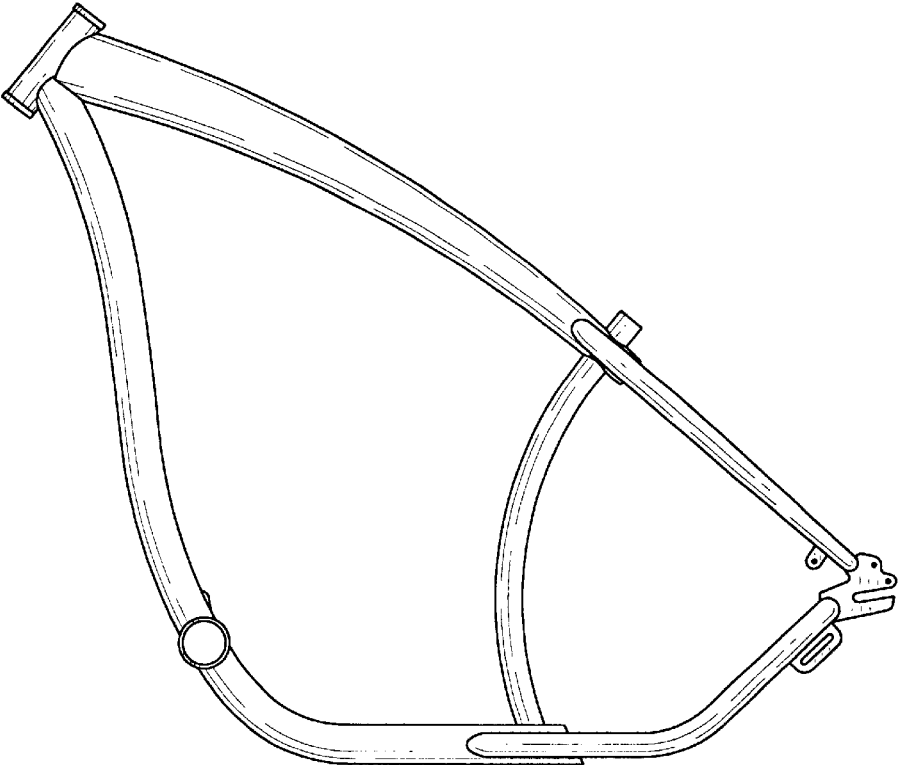


Fig. 3

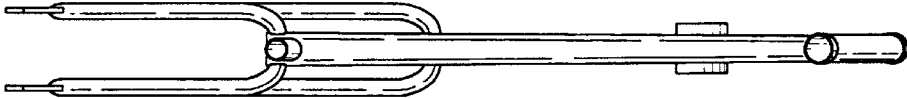


Fig. 4

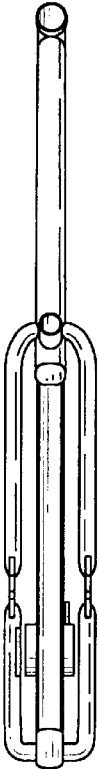


Fig. 5

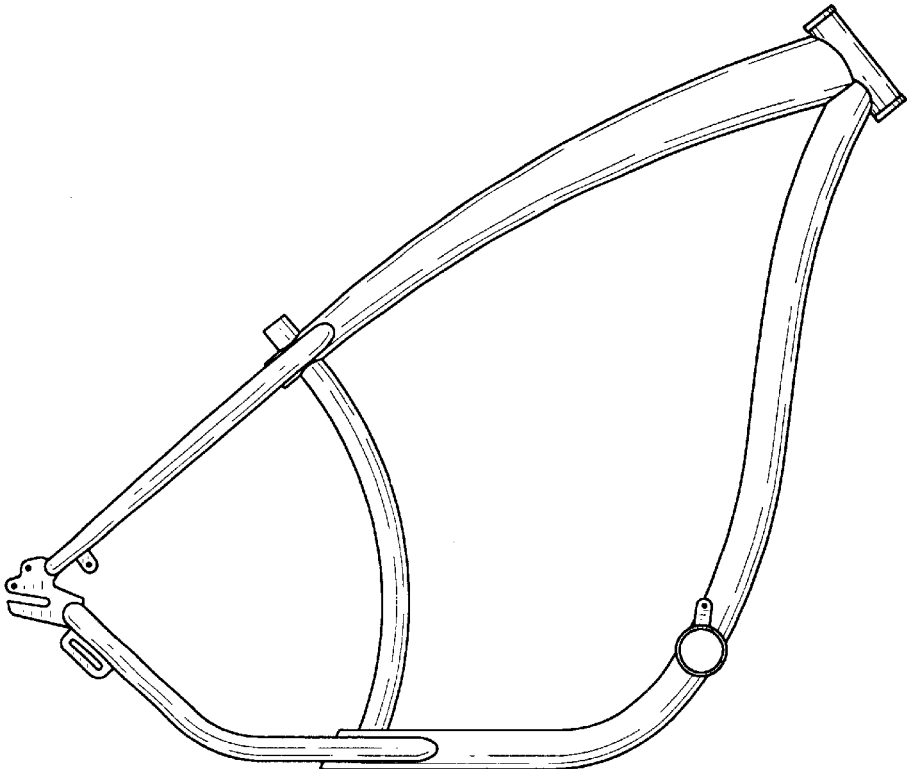


Fig. 6

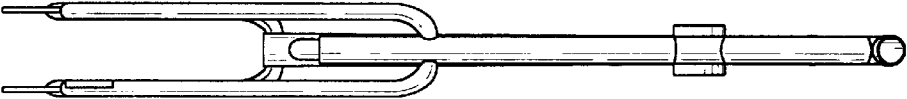


Fig. 7