



US00D535588S

(12) **United States Design Patent**  
**Moulton**

(10) **Patent No.:** **US D535,588 S**

(45) **Date of Patent:** **\*\* Jan. 23, 2007**

(54) **BICYCLE FRAME** 6,012,733 A \* 1/2000 Rafoth ..... 280/281.1

(75) Inventor: **Alexander Eric Moulton**, Bradford on Avon (GB) \* cited by examiner

(73) Assignee: **Moulton Developments Limited**, Wiltshire (GB) *Primary Examiner*—Freda Nunn  
*Assistant Examiner*—Linda Brooks  
(74) *Attorney, Agent, or Firm*—Stites & Harbison PLLC; Douglas E. Jackson

(\*\*) Term: **14 Years**

(21) Appl. No.: **29/255,039**

(57) **CLAIM**

(22) Filed: **Mar. 3, 2006**

We claim the ornamental design for a bicycle frame, as shown and described.

(30) **Foreign Application Priority Data**

Sep. 12, 2005 (EM) ..... 0004029862-001

**DESCRIPTION**

(51) **LOC (8) Cl.** ..... **12-11**

FIG. 1 is right side view of a bicycle frame showing our new design;

(52) **U.S. Cl.** ..... **D12/111**

FIG. 2 is a top plan view thereof;

(58) **Field of Classification Search** ..... D12/111, D12/117; 280/274-278, 281.1, 283-288, 280/288.1, 288.2, 288.3

FIG. 3 is a front elevational view thereof; and,

See application file for complete search history.

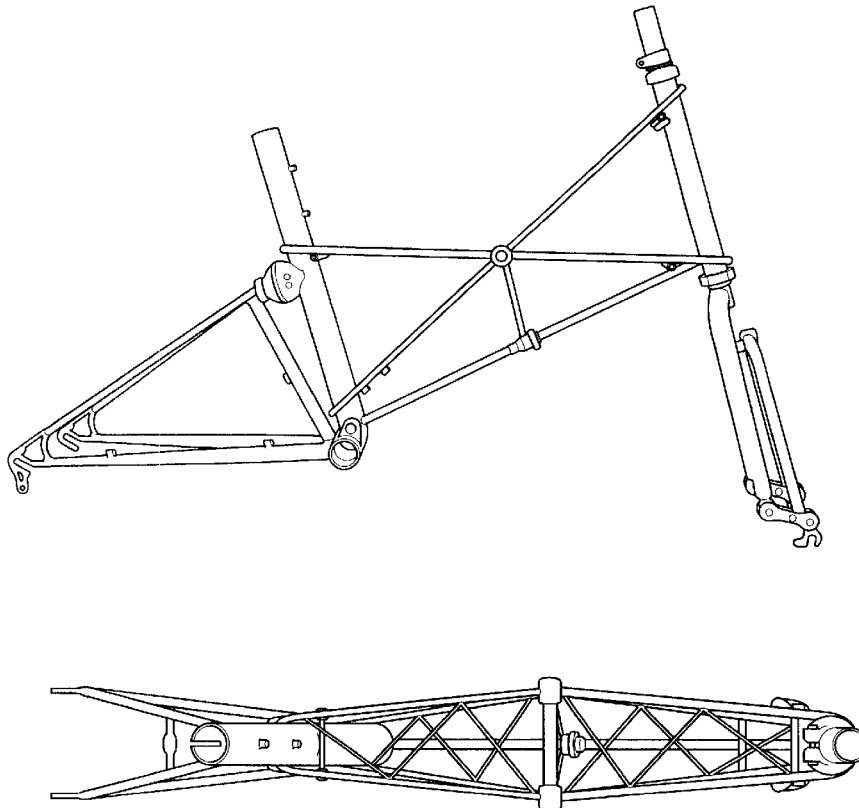
FIG. 4 is a rear elevational view thereof.

(56) **References Cited**

**U.S. PATENT DOCUMENTS**

4,813,696 A \* 3/1989 Moulton ..... 280/281.1

**1 Claim, 4 Drawing Sheets**



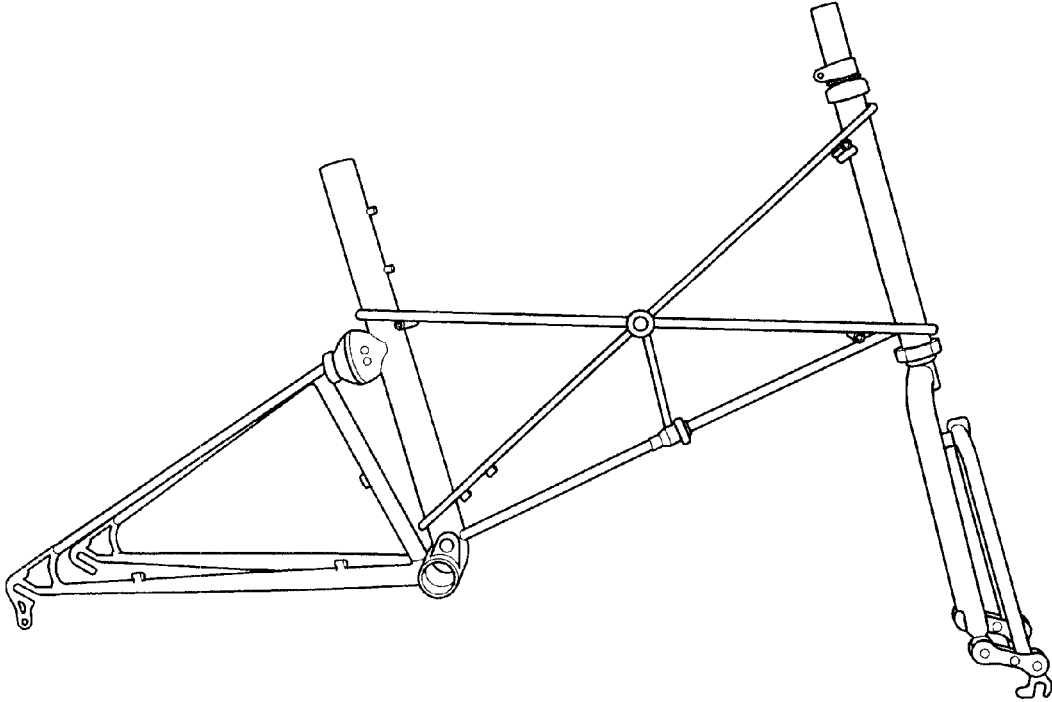


FIG. 1

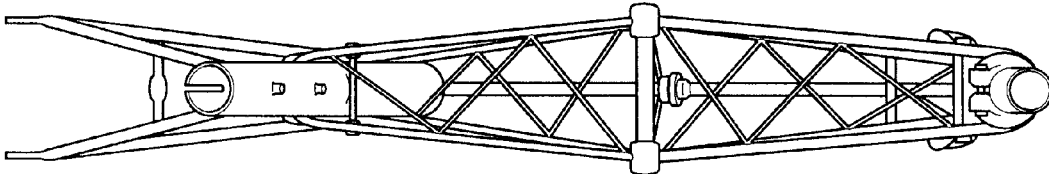


FIG. 2

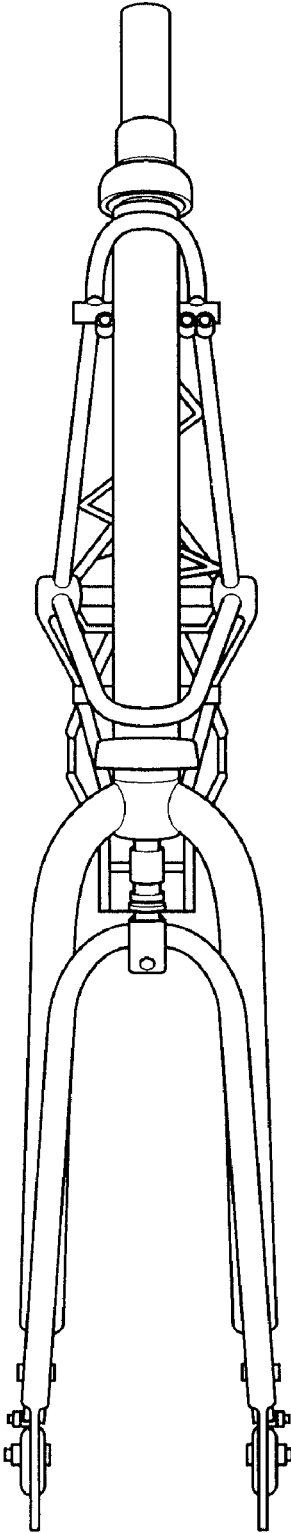


FIG. 3

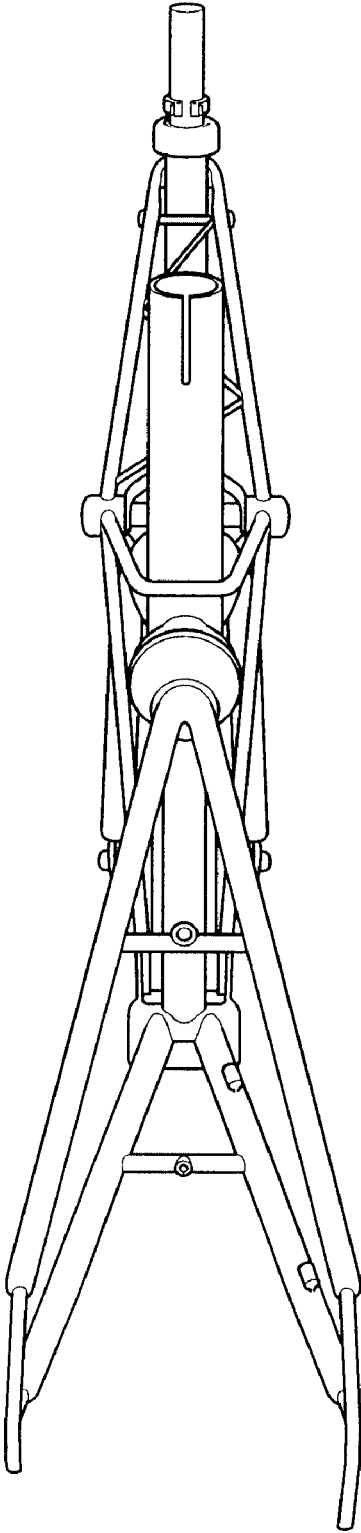


FIG. 4