



US00D542717S

(12) **United States Design Patent**
Stumm et al.

(10) **Patent No.:** **US D542,717 S**

(45) **Date of Patent:** **** May 15, 2007**

(54) **BICYCLE FRAME COMPOSED WITH CONVOLUTED CURVES**

D211,225 S * 5/1968 Voytech D12/111

* cited by examiner

(75) Inventors: **Maria Susan Stumm**, Hampton, VA (US); **Robert Ernest Stumm**, Hampton, VA (US)

Primary Examiner—Alan P. Douglas
Assistant Examiner—Linda Brooks

(73) Assignee: **Maria Stumm**, Hampton, VA (US)

(57) **CLAIM**

(**) Term: **14 Years**

The ornamental design for a bicycle frame composed with convoluted curves, as shown and described.

(21) Appl. No.: **29/243,986**

DESCRIPTION

(22) Filed: **Dec. 5, 2005**

FIG. 1 is a left hand view of the first embodiment; the right hand view is a mirror image.

(51) **LOC (8) Cl.** **12-11**

FIG. 2 is a top elevation view of the first embodiment.

(52) **U.S. Cl.** **D12/111**

FIG. 3 is a back elevation view of the first embodiment.

(58) **Field of Classification Search** D12/111, D12/117; 280/274–288, 281.1, 288.1, 288.2, 280/288.3

FIG. 4 is a left hand view of the second embodiment; the right hand view is a mirror image.

See application file for complete search history.

FIG. 5 is a back elevation view of the second embodiment; and,

(56) **References Cited**

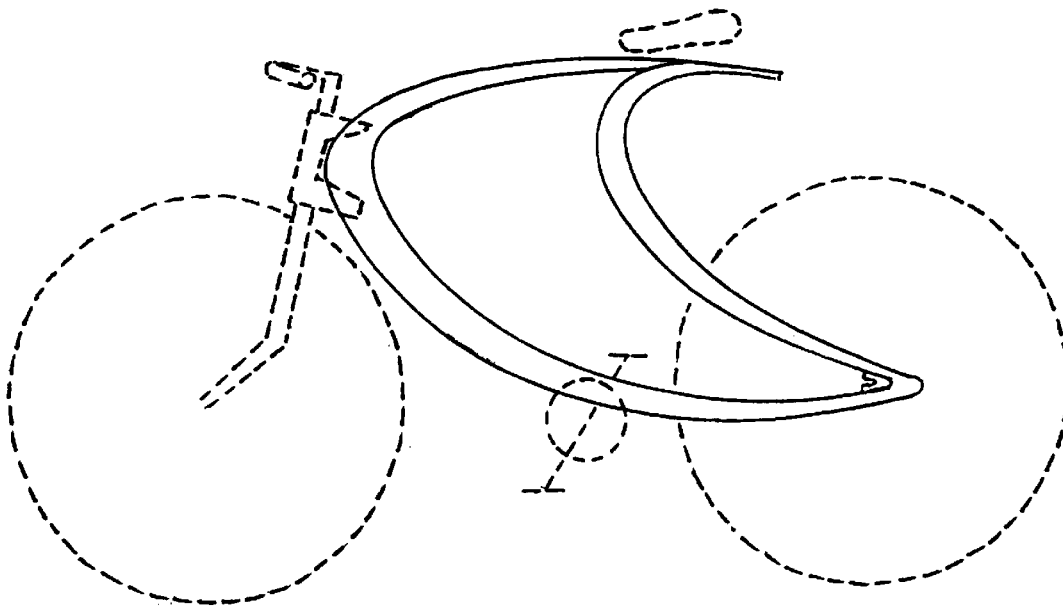
FIG. 6 is a top elevation view of the second embodiment.

U.S. PATENT DOCUMENTS

The broken lines showing other portions of a bicycle are for illustrative purposes only and form no part of the claimed design.

D208,044 S * 7/1967 Voytech D12/111

1 Claim, 2 Drawing Sheets



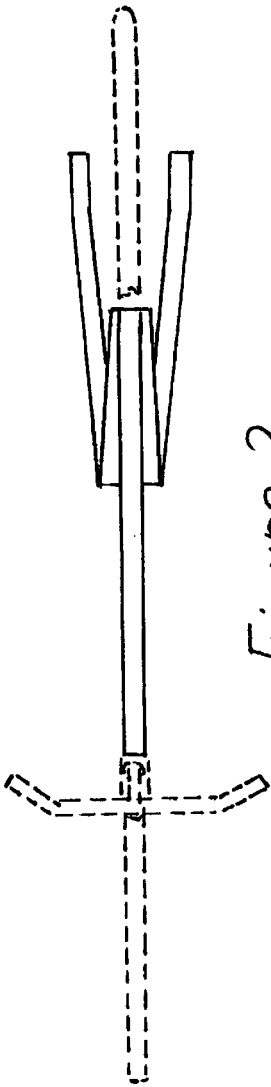


Figure 2

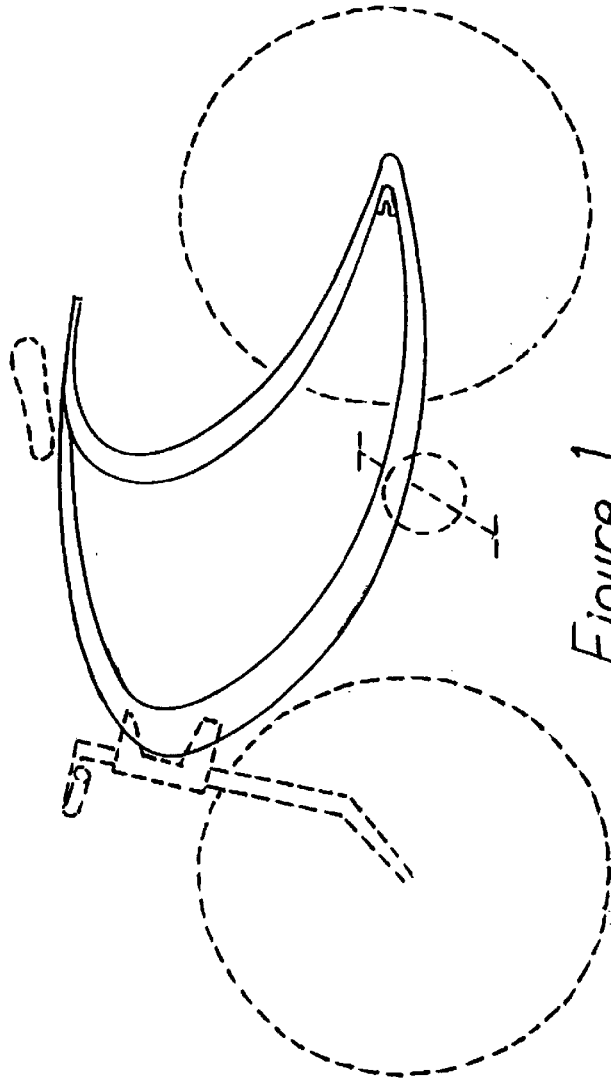


Figure 1



Figure 3

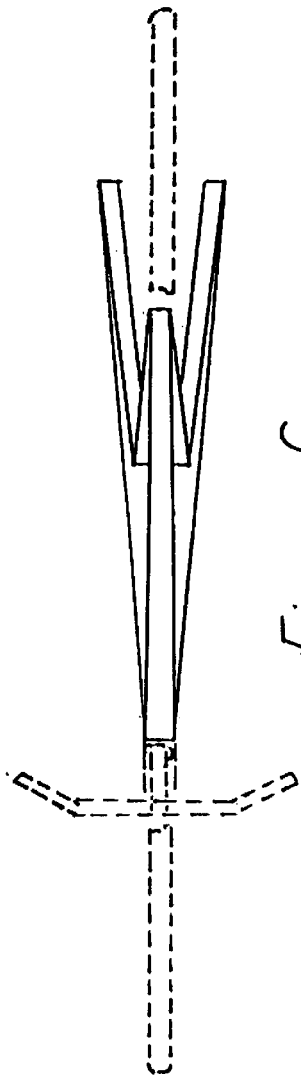


Figure 6

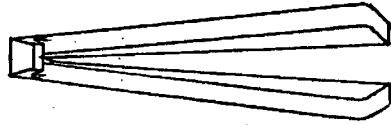


Figure 5

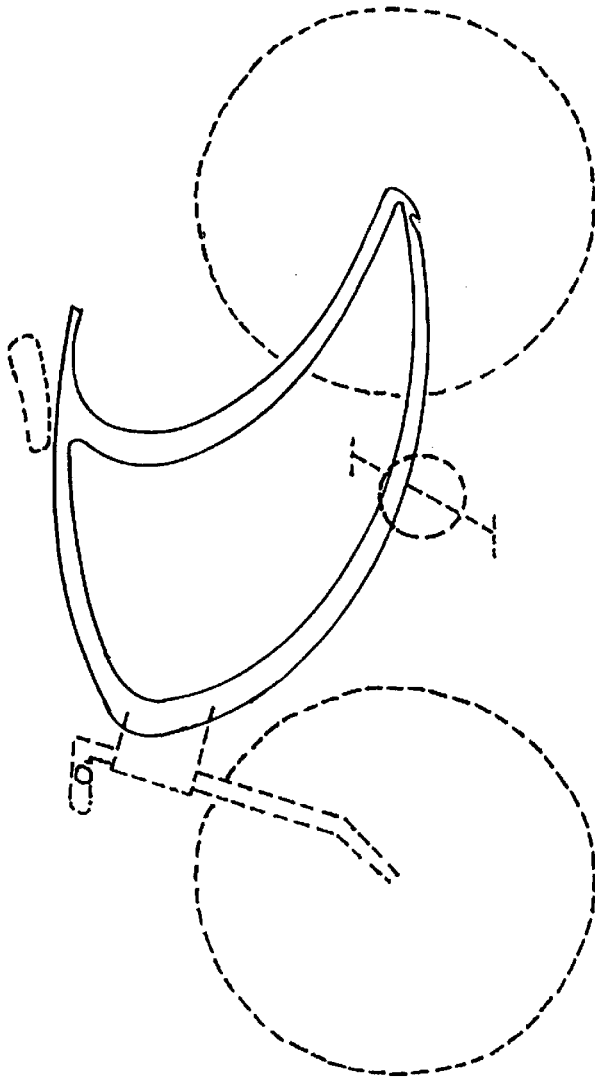


Figure 4