



US00D590750S

(12) **United States Design Patent**
Hays

(10) **Patent No.:** **US D590,750 S**

(45) **Date of Patent:** **** Apr. 21, 2009**

(54) **BICYCLE FRAME**

2004/0089489 A1 5/2004 Schless
2004/0163870 A1 8/2004 Liao et al.

(76) Inventor: **Marcus G. Hays**, 39 Mesa St., #106,
San Francisco, CA (US) 94129

* cited by examiner

(**) Term: **14 Years**

Primary Examiner—Cathron C Brooks
Assistant Examiner—Linda Brooks

(21) Appl. No.: **29/298,695**

(57) **CLAIM**

(22) Filed: **Dec. 11, 2007**

The ornamental design for a bicycle frame, as shown and described.

(51) **LOC (9) Cl.** **12-11**

(52) **U.S. Cl.** **D12/111**

(58) **Field of Classification Search** D12/110–114,
D12/117, 118; 280/274–280, 281.1, 288.1–288.4,
280/284–288

See application file for complete search history.

DESCRIPTION

FIG. 1 is a left side view of a bicycle frame, showing my new design in position of use on a bicycle.

FIG. 2 is a right side view of the bicycle frame.

FIG. 3 is a back view of FIG. 2.

FIG. 4 is a front view of FIG. 2.

FIG. 5 is a top view of FIG. 2; and,

FIG. 6 is a bottom view of FIG. 2.

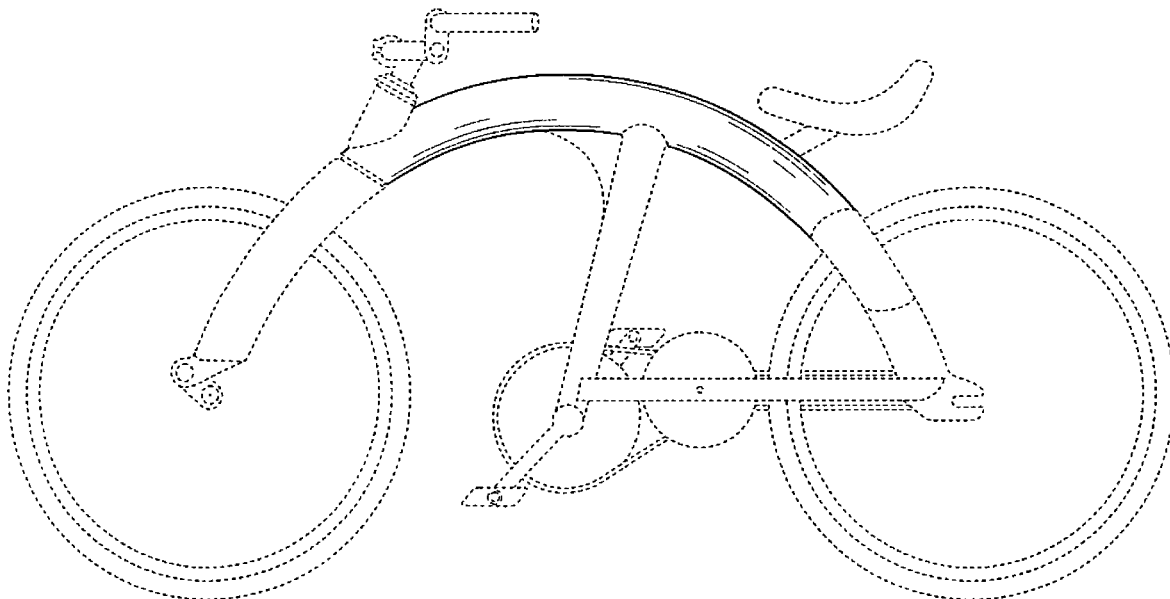
The portions of a bicycle shown in broken lines in FIGS. 1–6 form no part of the claimed design. The broken lines immediately adjacent the shaded areas represent the boundaries of the claimed design and form no part of the claimed design.

(56) **References Cited**

U.S. PATENT DOCUMENTS

436,305	A	9/1890	Crandall	
566,861	A	9/1896	Houghton et al.	
D211,225	S	5/1968	Voytech	
5,269,551	A	12/1993	Martin et al.	
D357,651	S *	4/1995	Isaac et al.	D12/111
5,533,742	A *	7/1996	Pearl	280/281.1
D507,210	S *	7/2005	Kuchenbrod	D12/111
7,290,956	B2 *	11/2007	Mihelic	403/66

1 Claim, 2 Drawing Sheets



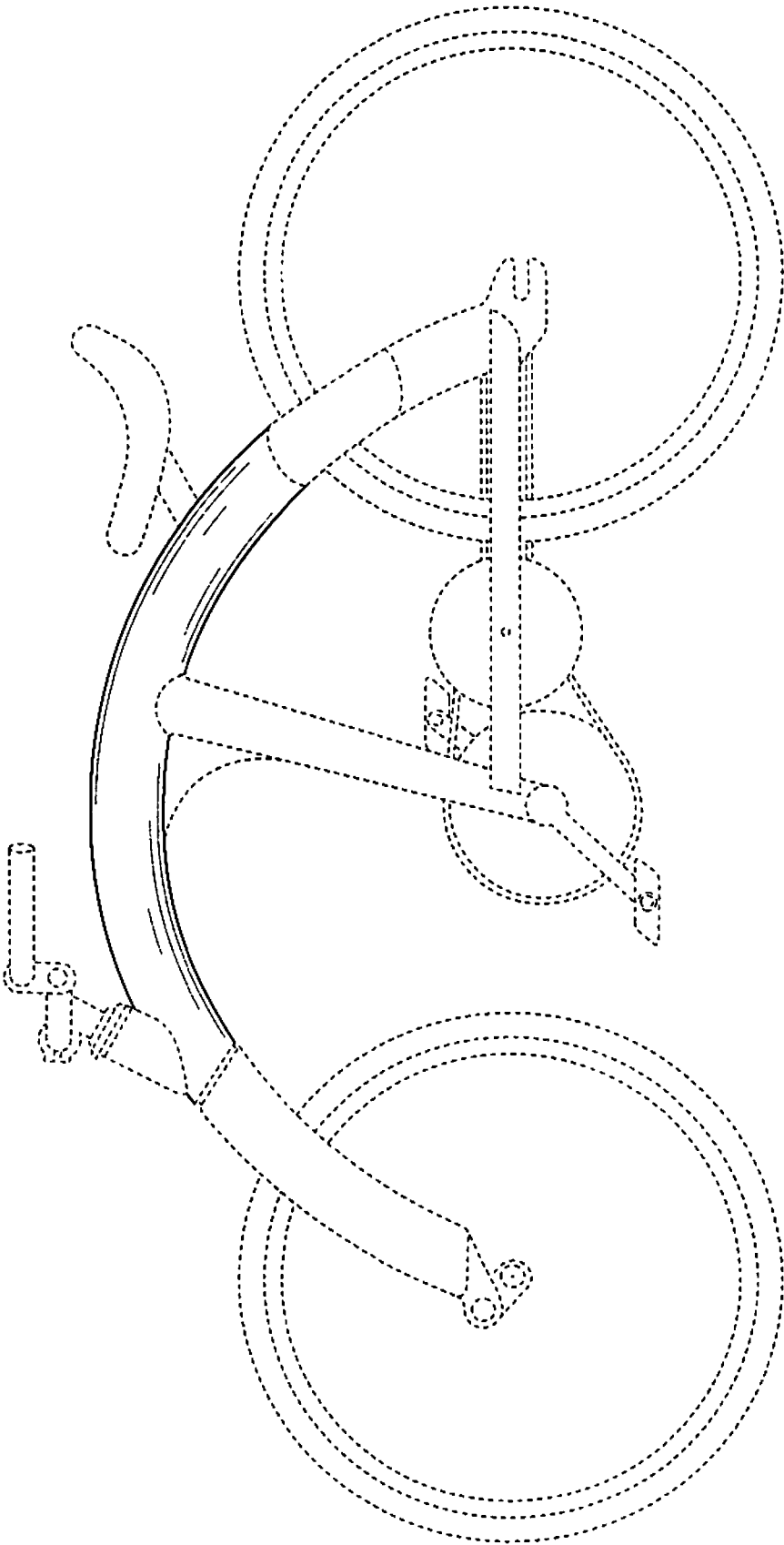


FIG. 1

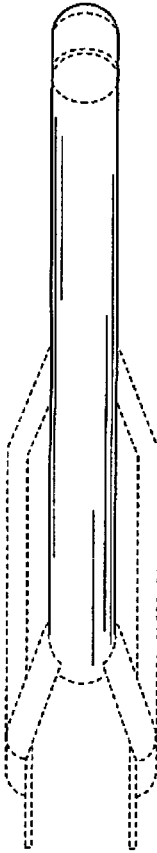


FIG. 5

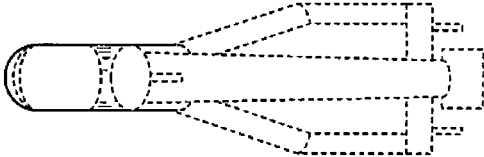


FIG. 4

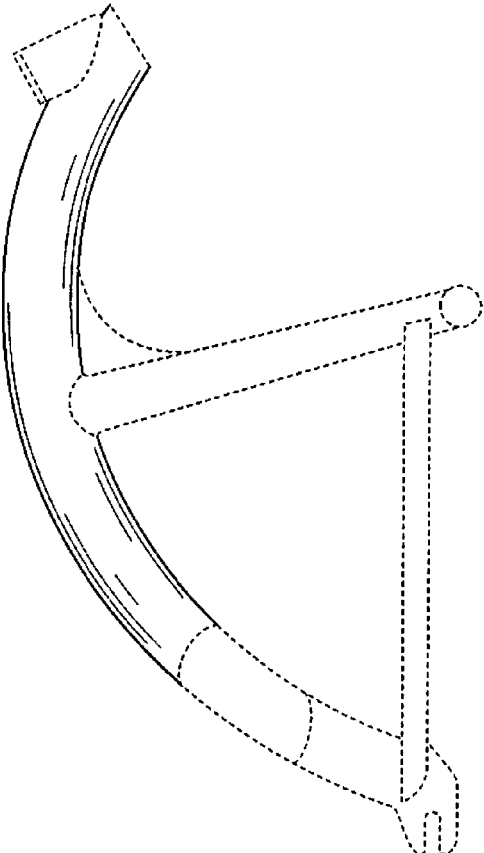


FIG. 2

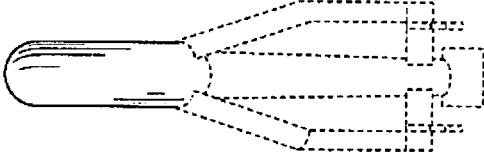


FIG. 3

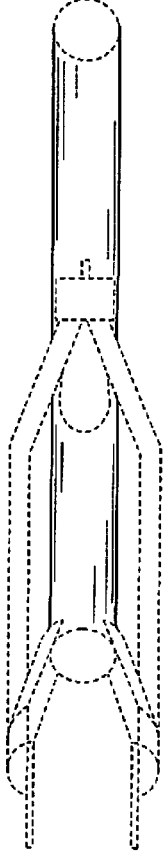


FIG. 6