



US00D615460S

(12) **United States Design Patent**
Morrow

(10) **Patent No.:** **US D615,460 S**

(45) **Date of Patent:** **** May 11, 2010**

(54) **BICYCLE FRAME**

(76) Inventor: **David D. Morrow**, 1344 Garnet Ave.,
San Diego, CA (US) 92109

(**) Term: **14 Years**

(21) Appl. No.: **29/333,646**

(22) Filed: **Mar. 12, 2009**

(51) **LOC (9) Cl.** **12-11**

(52) **U.S. Cl.** **D12/111**

(58) **Field of Classification Search** D12/111,
D12/117; 280/274-278, 281.1, 288.1-288.3,
280/283-288

See application file for complete search history.

(56) **References Cited**

U.S. PATENT DOCUMENTS

D321,155 S *	10/1991	Tan	D12/111
D348,859 S *	7/1994	Takagaki	D12/111
D390,505 S *	2/1998	Shiau	D12/111
D398,267 S *	9/1998	Yu et al.	D12/111
D415,071 S *	10/1999	Lai	D12/111

* cited by examiner

Primary Examiner—Philip S Hyder
Assistant Examiner—Linda G. Brooks
(74) *Attorney, Agent, or Firm*—Frank G. Morkunas

(57) **CLAIM**

I claim the ornamental design for a bicycle frame, as shown and described.

DESCRIPTION

FIG. 1 is a left side elevation view of a bicycle frame showing the new design with the right side elevation view being a mirror-image thereof.

FIG. 2 is detailed close-up view of the spring associated with the bicycle frame.

FIG. 3 is top plan view of the bicycle frame.

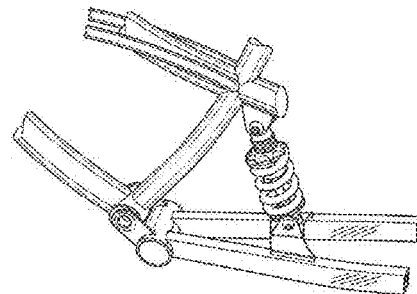
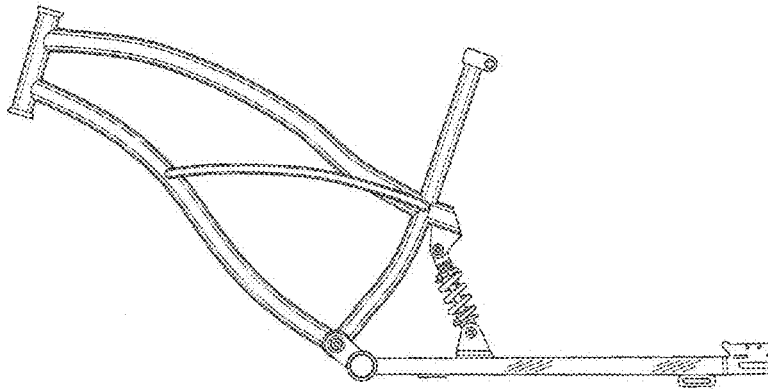
FIG. 4 is a bottom plan view of the bicycle frame.

FIG. 5 is a front elevation view of the bicycle frame; and,

FIG. 6 is rear elevation view of the bicycle frame.

The broken lines illustrate portions of the bicycle frame which form no part of the claimed design.

1 Claim, 3 Drawing Sheets



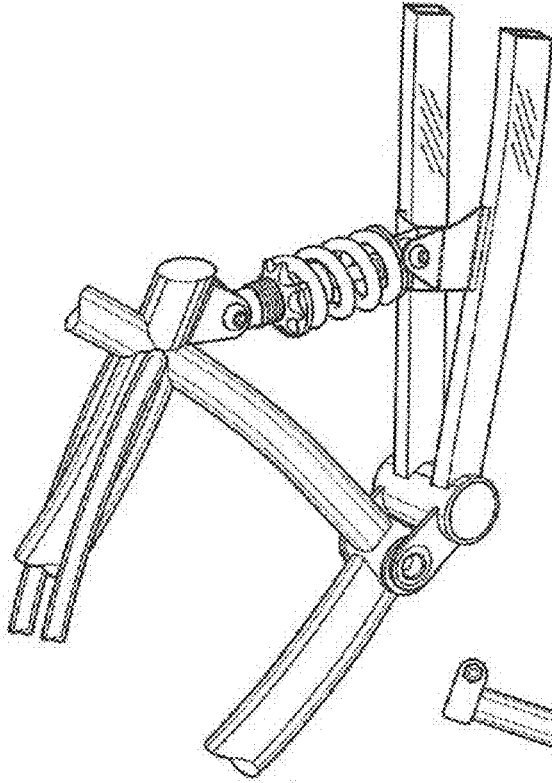


Fig. 2

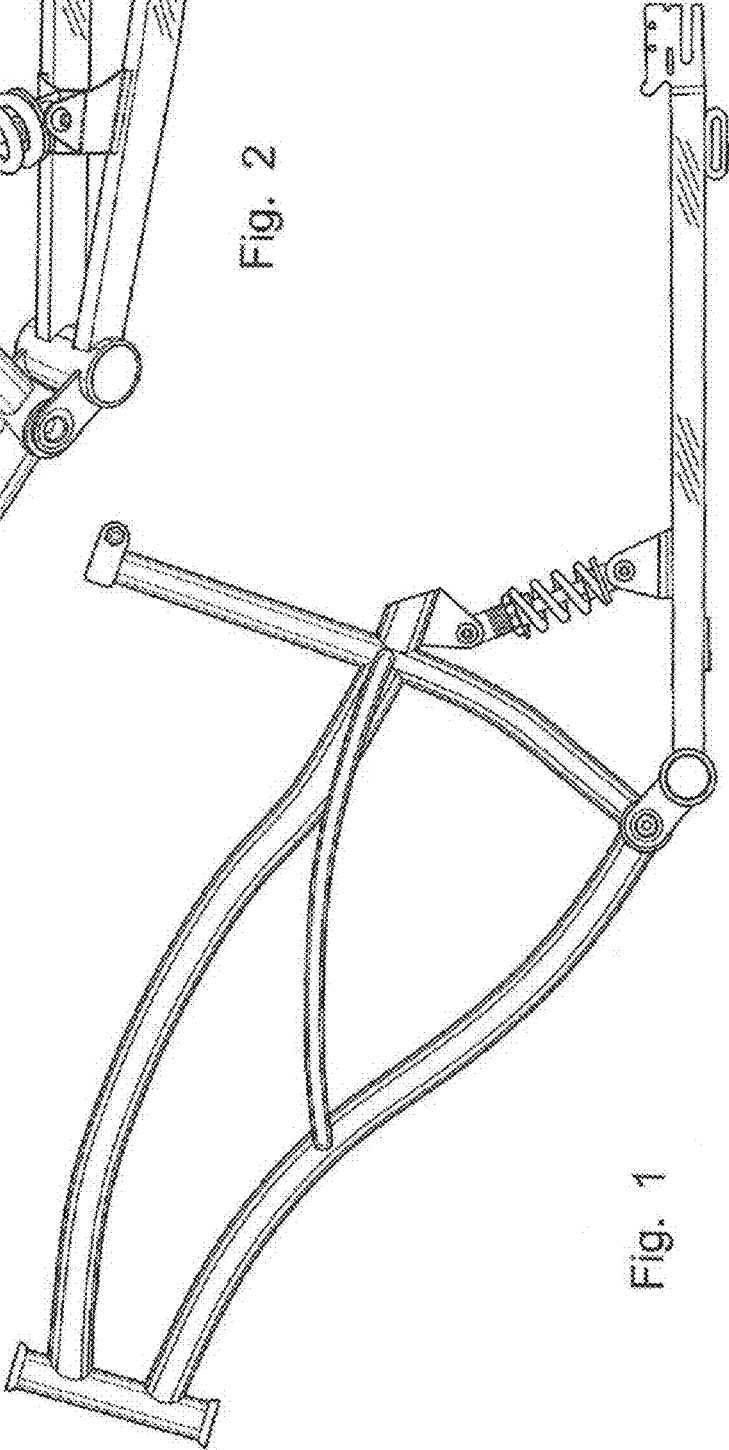


Fig. 1

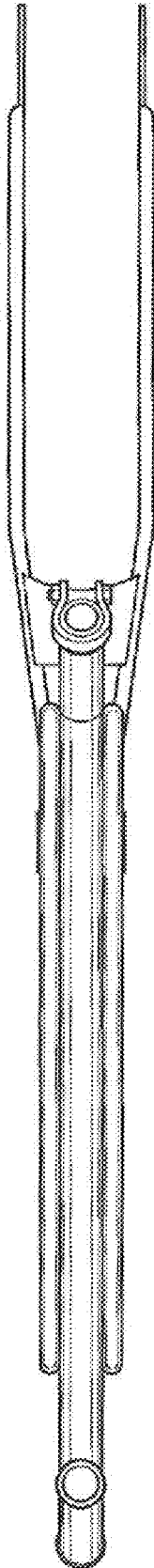


Fig. 3

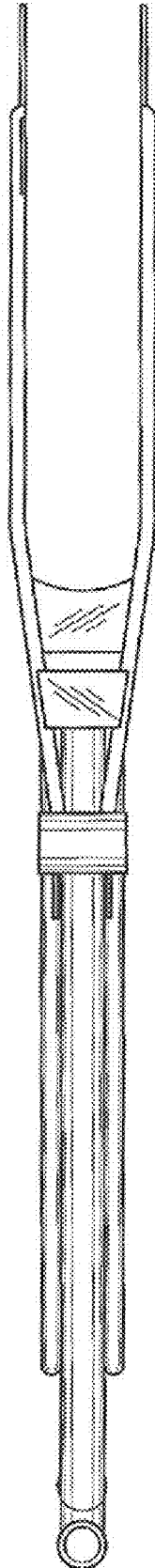


Fig. 4

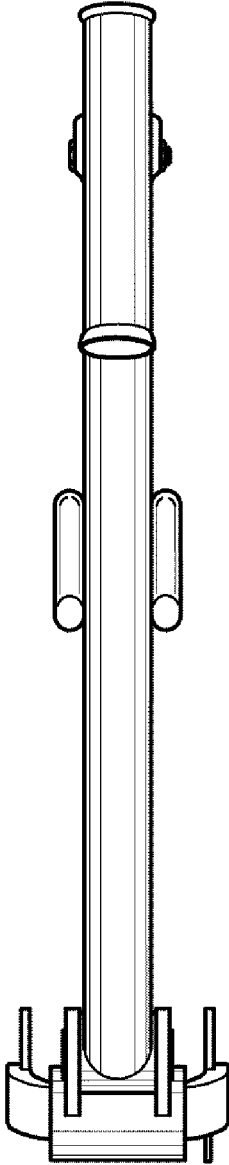


Fig. 5

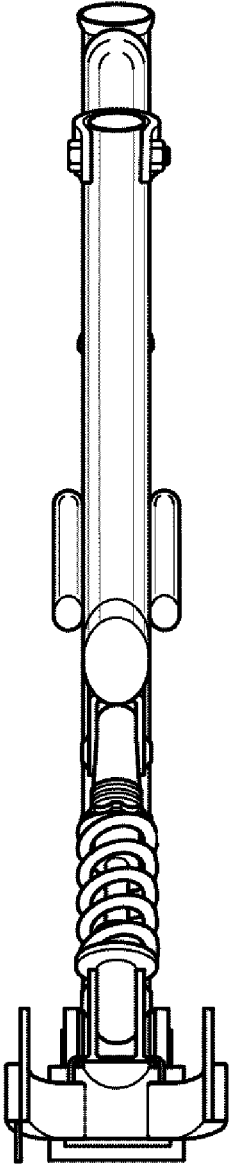


Fig. 6