



US00D619935S

(12) **United States Design Patent**
Lee

(10) **Patent No.:** **US D619,935 S**

(45) **Date of Patent:** **** Jul. 20, 2010**

(54) **BICYCLE FRAME**
(75) Inventor: **Shu-Jan Lee**, Taipei County (TW)
(73) Assignee: **Sillgey Co., Ltd.**, Taipei County
(**) Term: **14 Years**
(21) Appl. No.: **29/347,246**
(22) Filed: **Nov. 12, 2009**

D533,811 S * 12/2006 Hoisington et al. D12/111
D533,812 S * 12/2006 Hoisington D12/111

* cited by examiner

Primary Examiner—Philip S Hyder
Assistant Examiner—Linda G. Brooks

(57) **CLAIM**

The ornamental design for a bicycle frame, as shown and described.

DESCRIPTION

FIG. 1 is a perspective view of a bicycle frame;
FIG. 2 is a front view thereof;
FIG. 3 is a back view thereof;
FIG. 4 is a left view thereof;
FIG. 5 is a right view thereof;
FIG. 6 is a top view thereof;
FIG. 7 is a bottom view thereof.
FIG. 8 is a perspective view thereof showing in a position of use, wherein the broken lines showing other positions of a bicycle frame illustrate environmental structure that forms no part of the claimed design; and,
FIG. 9 is a sectional view taken along Line 9—9 in FIG. 4.

(51) **LOC (9) Cl.** **12-11**
(52) **U.S. Cl.** **D12/111**
(58) **Field of Classification Search** D12/111,
D12/117; 280/274, 281, 275–280, 288.1–288.4,
280/267, 259, 283–288

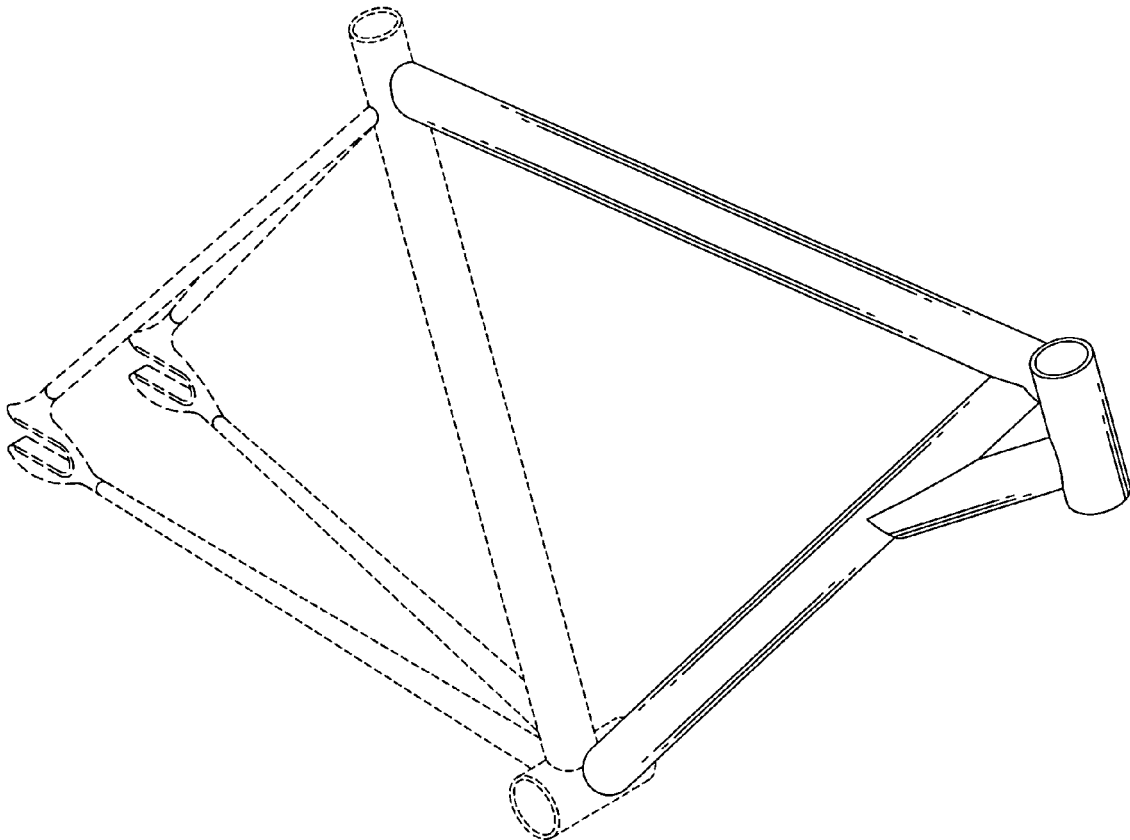
See application file for complete search history

(56) **References Cited**

U.S. PATENT DOCUMENTS

5,201,537 A * 4/1993 D’Aluisio 280/281.1
D418,778 S * 1/2000 Allen et al. D12/111
D419,110 S * 1/2000 Allen et al. D12/111
D419,111 S * 1/2000 Allen et al. D12/111
D513,210 S * 12/2005 Piszkin D12/111
D517,452 S * 3/2006 Hickman D12/111

1 Claim, 6 Drawing Sheets



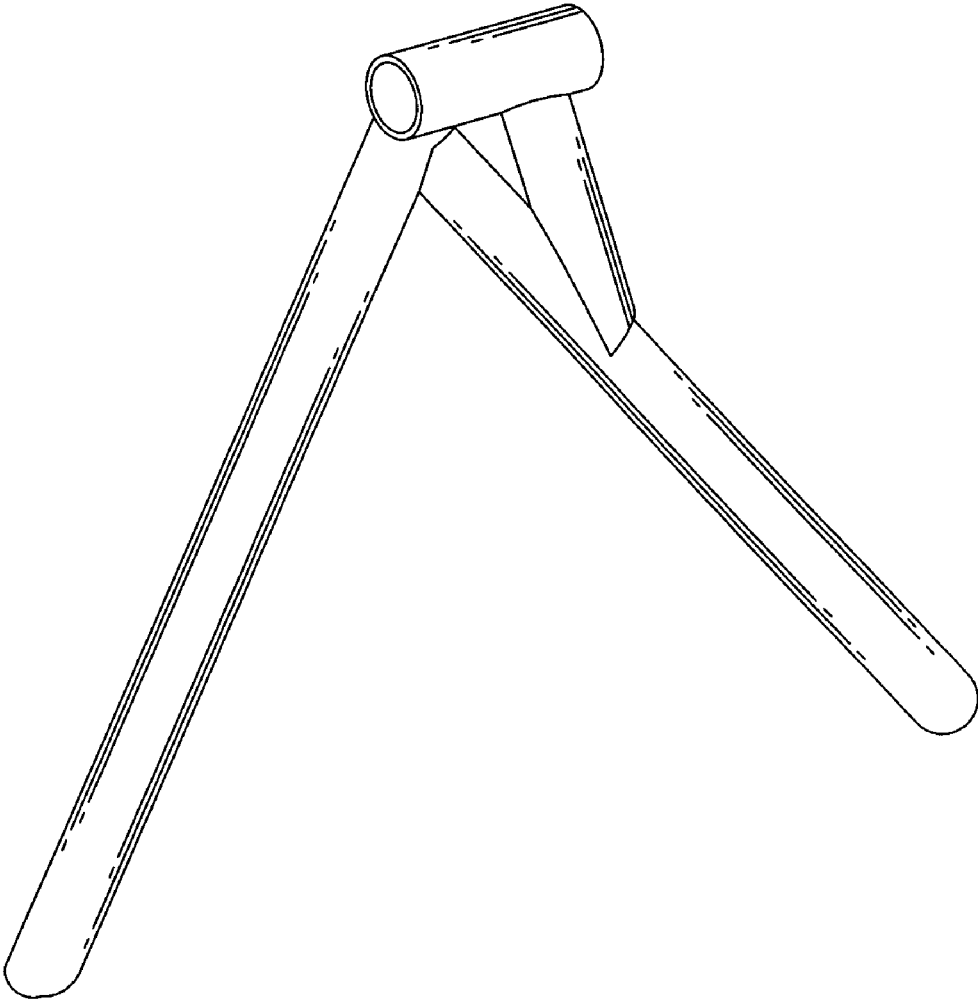


FIG.1



FIG.3



FIG.2




FIG.9

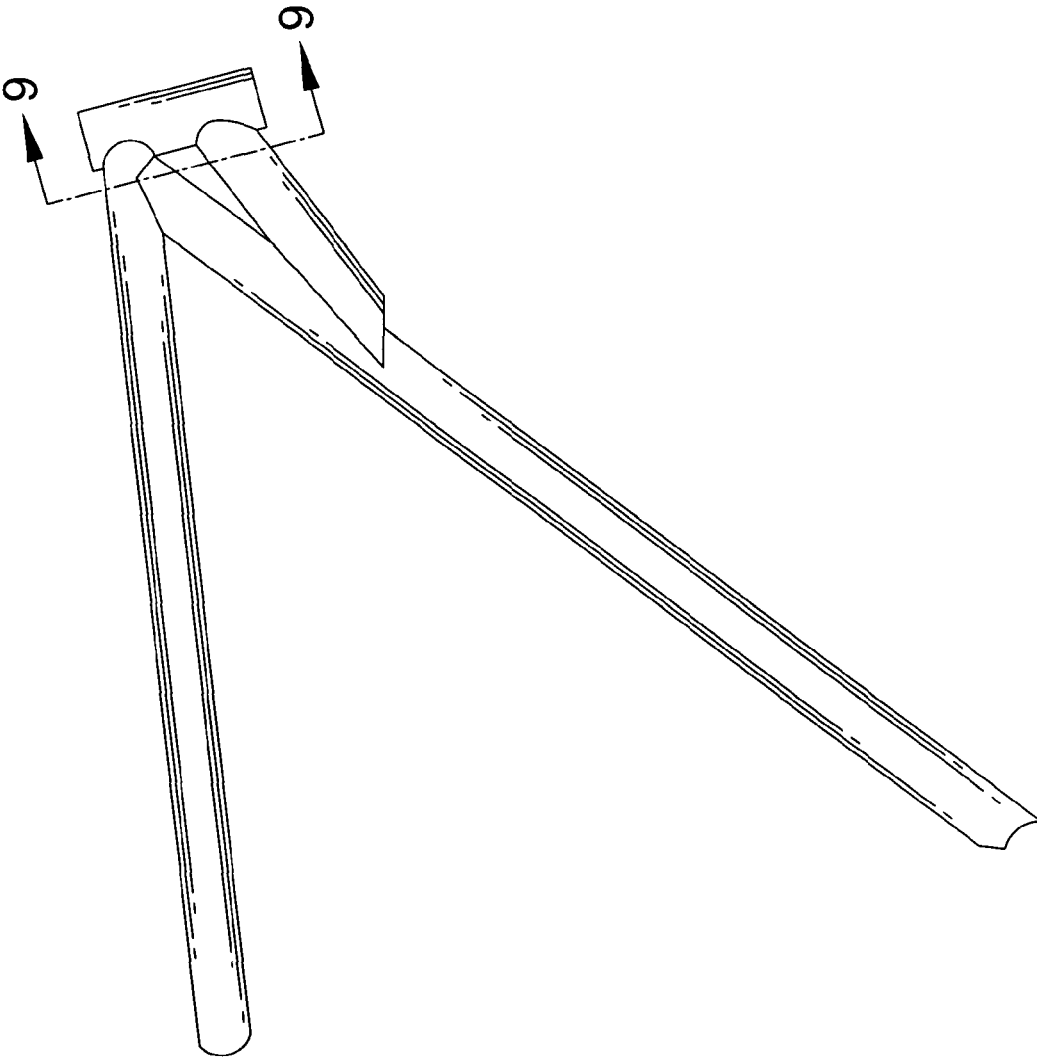


FIG.4

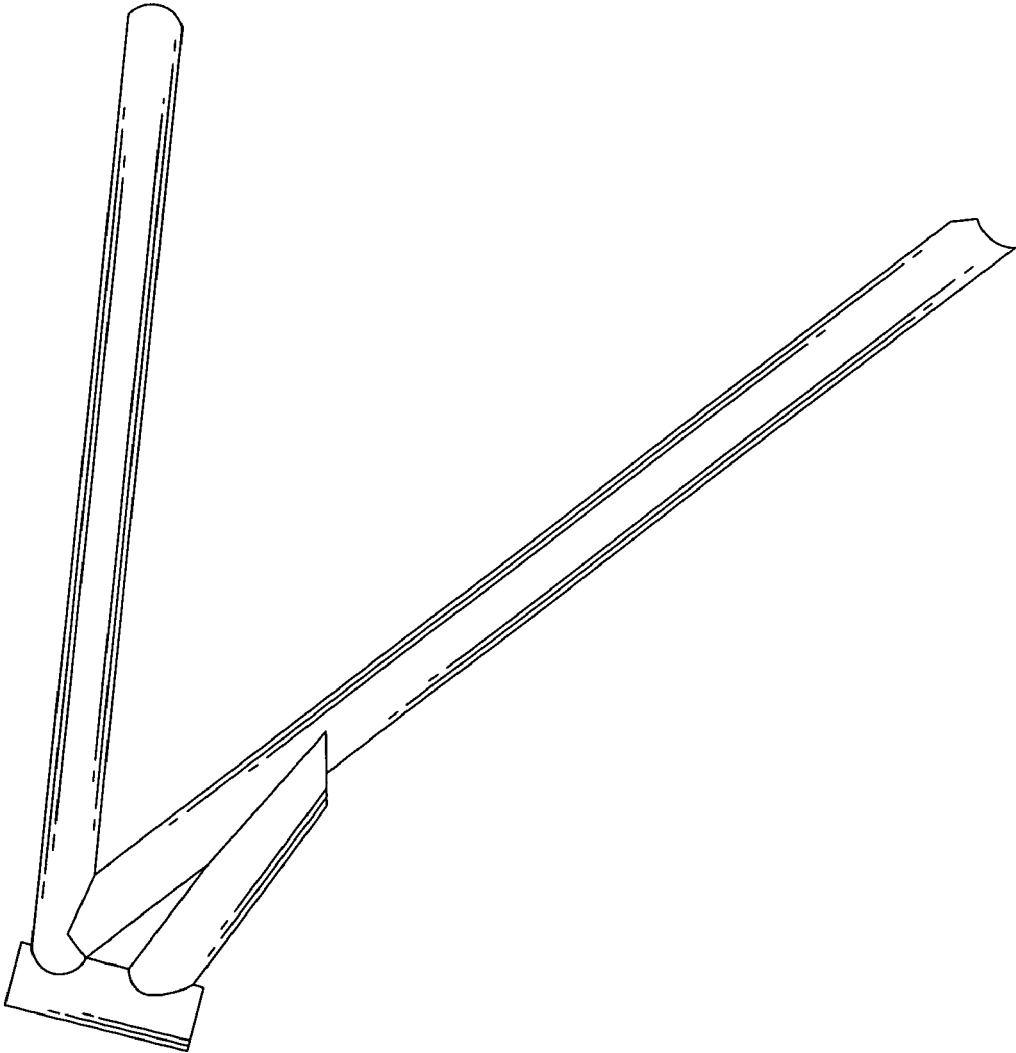


FIG.5



FIG. 7



FIG. 6

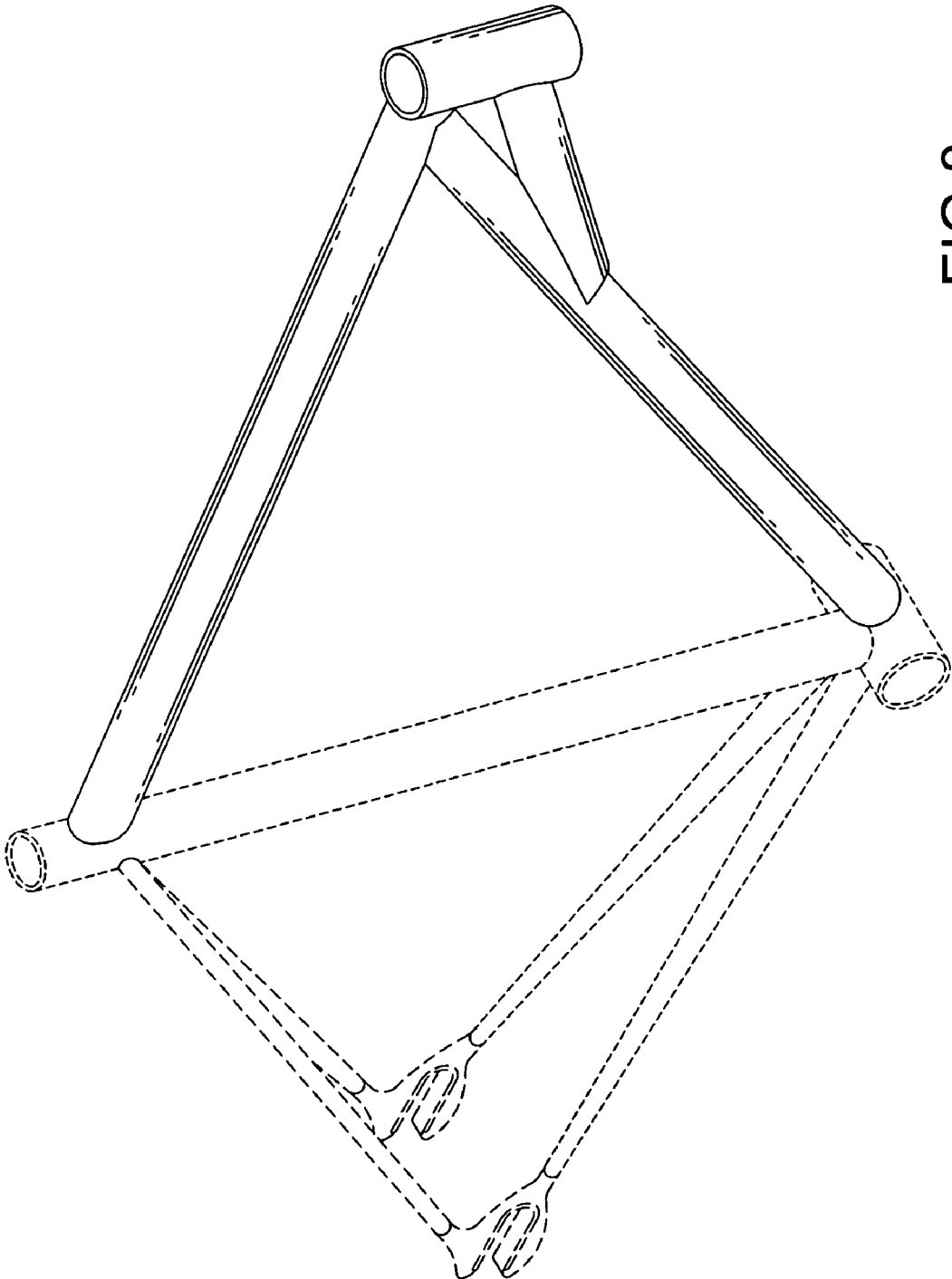


FIG.8