



US00D623094S

(12) **United States Design Patent**  
**Carmona**

(10) **Patent No.:** **US D623,094 S**

(45) **Date of Patent:** **\*\* Sep. 7, 2010**

(54) **BICYCLE FRAME**

(76) Inventor: **John Carmona**, 121 Ardmore Dr., San Gabriel, CA (US) 91775

(\*\*) Term: **14 Years**

(21) Appl. No.: **29/343,034**

(22) Filed: **Sep. 4, 2009**

|            |        |                  |
|------------|--------|------------------|
| D368,678 S | 4/1996 | Wilcox et al.    |
| D369,330 S | 4/1996 | Hill et al.      |
| D389,787 S | 1/1998 | Zeigle et al.    |
| D398,266 S | 9/1998 | Colegrove et al. |
| D419,492 S | 1/2000 | Egger et al.     |

*Primary Examiner*—Susan M Lee

*Assistant Examiner*—Linda G. Brooks

(74) *Attorney, Agent, or Firm*—Mark E. Hankin; Kevin Schraven; Hankin Patent Law, APC

**Related U.S. Application Data**

(63) Continuation-in-part of application No. 29/328,277, filed on Nov. 21, 2008, now abandoned.

(51) **LOC (9) Cl.** ..... **12-11**

(52) **U.S. Cl.** ..... **D12/111**

(58) **Field of Classification Search** ..... D12/111, D12/117, 119; 280/273–280, 283–288, 288.1–288.3, 280/281.1

See application file for complete search history.

**References Cited**

**U.S. PATENT DOCUMENTS**

5,273,303 A 12/1993 Hornzee-Jones

(57) **CLAIM**

The ornamental design for a bicycle frame, as shown and described.

**DESCRIPTION**

FIG. 1 is a perspective back, top, and side view of the bicycle frame.

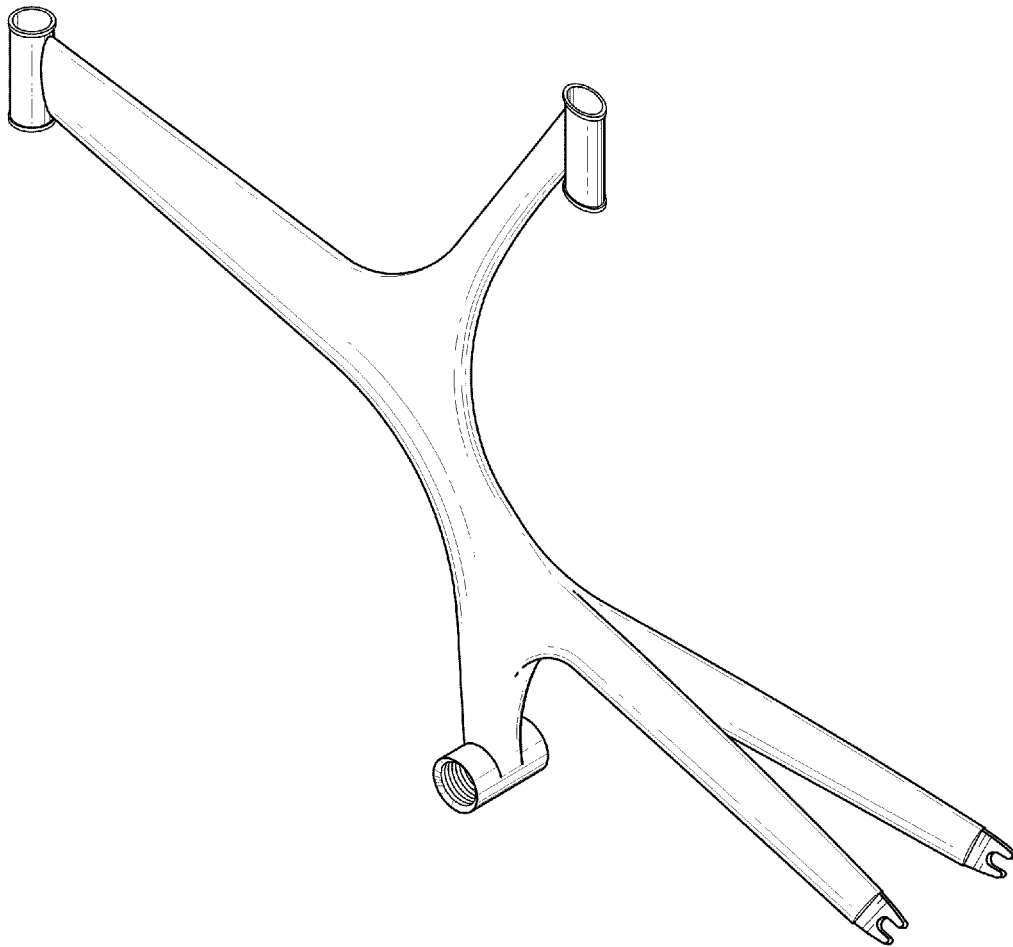
FIG. 2 is a side view of the bicycle frame.

FIG. 3 is a front view of the bicycle frame.

FIG. 4 is a rear view of the bicycle frame; and,

FIG. 5 is a top view of the bicycle frame.

**1 Claim, 4 Drawing Sheets**



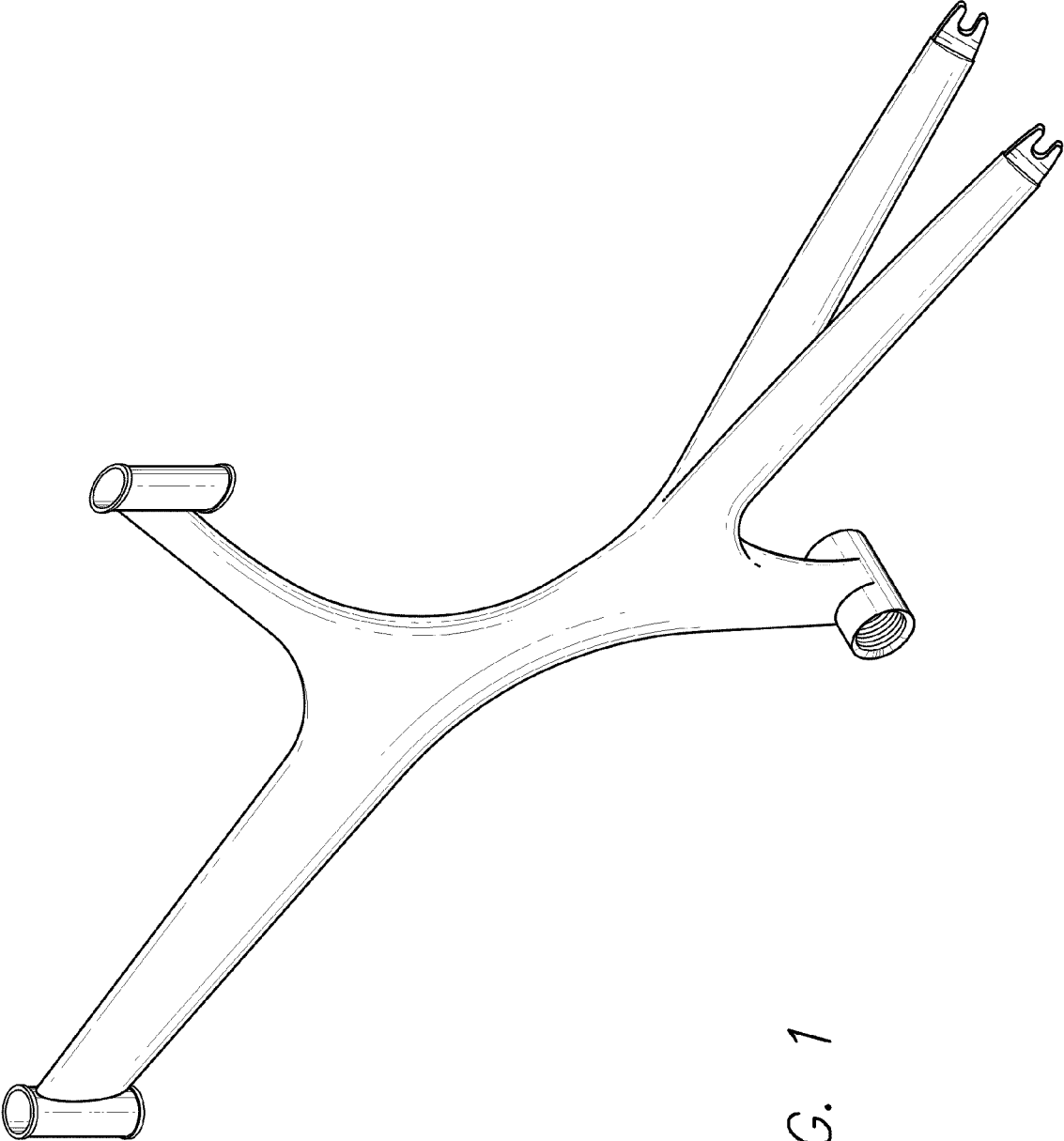


FIG. 1

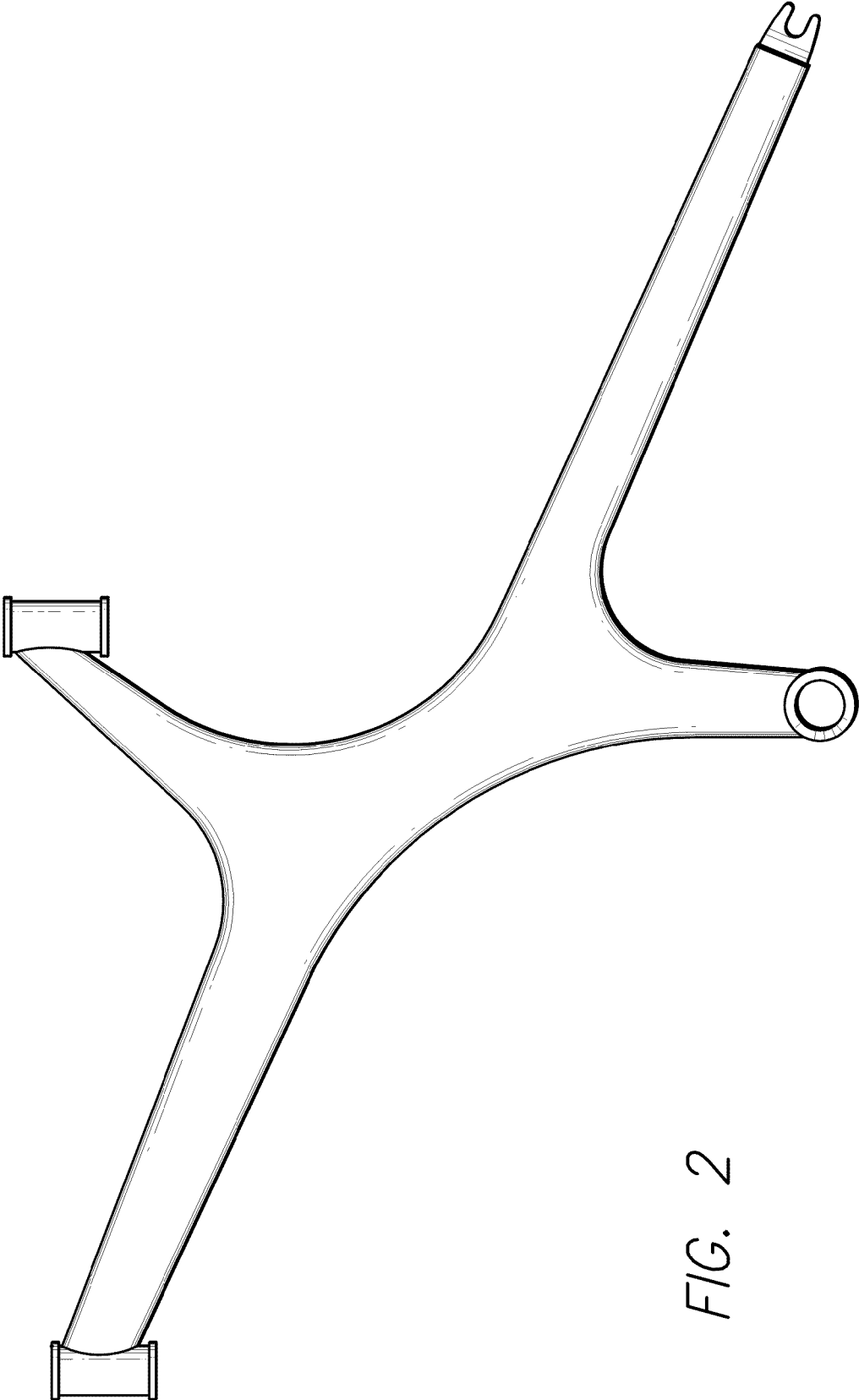


FIG. 2

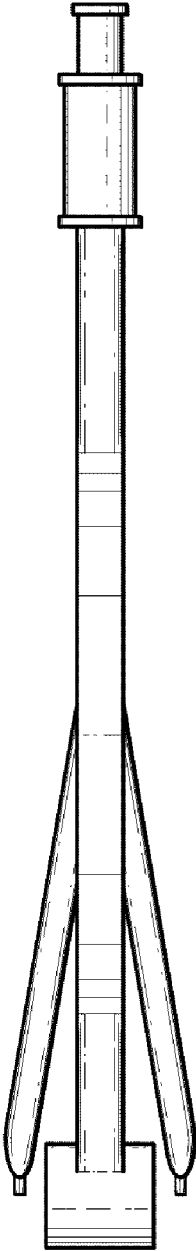


FIG. 3

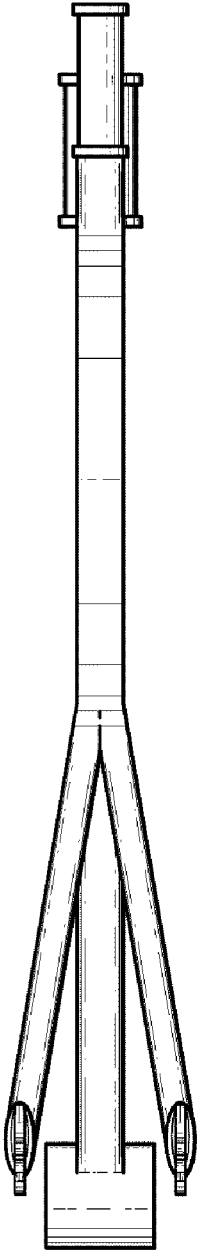


FIG. 4

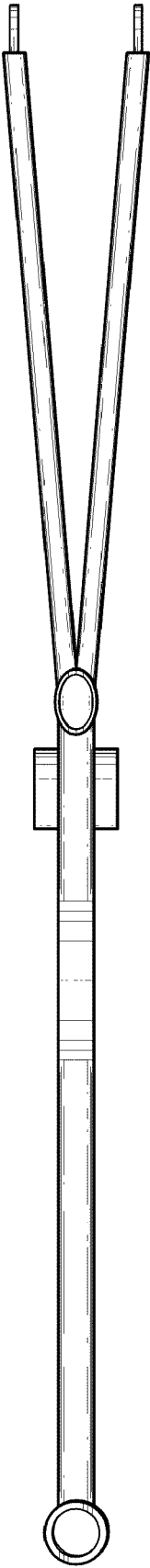


FIG. 5