



(12) **United States Design Patent**
Teal et al.

(10) **Patent No.:** **US D633,416 S**
(45) **Date of Patent:** **** Mar. 1, 2011**

- (54) **ELLIPTICAL BICYCLE FRAME** 4,973,046 A 11/1990 Maxwell
- (75) Inventors: **Brent Teal**, Solana Beach, CA (US); 5,110,148 A 5/1992 Stienbarger
Bryan Pate, Atherton, CA (US) 5,161,430 A 11/1992 Febey
5,192,089 A 3/1993 Taylor
- (73) Assignee: **PT Motion Works, Inc.**, Solana Beach, 5,224,724 A 7/1993 Greenwood
CA (US) 5,261,294 A 11/1993 Ticer et al.
- (**) Term: **14 Years**

(21) Appl. No.: **29/357,779**

(Continued)

(22) Filed: **Mar. 17, 2010**

Primary Examiner—Philip S Hyder
Assistant Examiner—Linda G. Brooks

(51) **LOC (9) Cl.** **12-11**

(74) *Attorney, Agent, or Firm*—Stephen C. Beuerle; Procopio
Cory Hargreaves & Savitch LLP

(52) **U.S. Cl.** **D12/111**

(58) **Field of Classification Search** D12/111,
D12/117, 107; D21/663–665; 280/220,
280/221, 251–253, 270, 278, 279, 282, 281.1,
280/288.1–288.3, 293, 298, 304, 259–261,
280/256, 224, 232, 233; 482/51–53, 57,
482/63

(57) **CLAIM**

The ornamental design for an elliptical bicycle frame, as shown and described.

See application file for complete search history.

DESCRIPTION

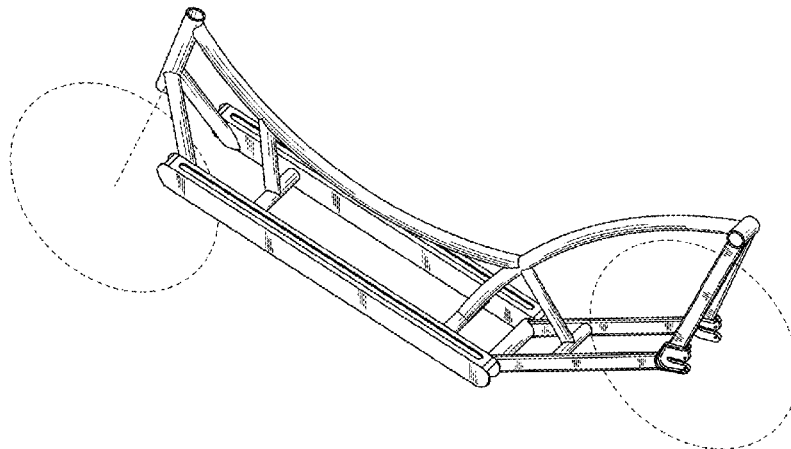
(56) **References Cited**

U.S. PATENT DOCUMENTS

1,190,089 A	7/1916	Bellairs	
1,601,249 A	9/1926	Hayden	
1,617,357 A	2/1927	Walter	
1,750,187 A	3/1930	Miller et al.	
D146,437 S *	3/1947	Taylor	D12/111
2,424,639 A	7/1947	Sobiral	
2,723,131 A	11/1955	McChesney, Jr.	
D185,575 S *	6/1959	Schreckengost	D12/111
4,026,571 A	5/1977	Vereyken	
4,077,648 A	3/1978	Seul	
4,193,324 A	3/1980	Marc	
4,379,566 A	4/1983	Titcomb	
4,456,276 A	6/1984	Bortolin	
4,577,879 A	3/1986	Vereyken	
4,666,173 A	5/1987	Graham	
4,761,014 A	8/1988	Huang	
4,850,245 A	7/1989	Feamster et al.	

FIG. 1 is a perspective view of the elliptical bicycle frame.
 FIG. 2 is another perspective view of the elliptical bicycle frame.
 FIG. 3 is a right side view of the elliptical bicycle frame.
 FIG. 4 is a left side view of the elliptical bicycle frame.
 FIG. 5 is a rear elevational view of the elliptical bicycle frame.
 FIG. 6 is a front elevational view of the elliptical bicycle frame.
 FIG. 7 is a top plan view of the elliptical bicycle frame; and,
 FIG. 8 is a bottom plan view of the elliptical bicycle frame.
 The broken lines shown in FIGS. 1 and 2 are included for the purpose of illustrating environmental elements only and form no part of the claimed design.

1 Claim, 4 Drawing Sheets



US D633,416 S

Page 2

U.S. PATENT DOCUMENTS							
5,368,321	A	11/1994	Berman et al.	6,572,128	B2	6/2003	Graf
5,383,829	A	1/1995	Miller	6,589,139	B1	7/2003	Butterworth
5,419,572	A	5/1995	Stiller et al.	6,640,662	B1	11/2003	Baxter
5,433,680	A	7/1995	Knudsen	6,648,353	B1	11/2003	Cabal
5,458,022	A	10/1995	Mattfeld	6,648,355	B2	11/2003	Ridenhour
5,527,246	A	6/1996	Rodgers, Jr.	6,659,486	B2	12/2003	Eschenbach
5,566,589	A	10/1996	Buck	6,663,127	B2	12/2003	Miller
5,566,590	A	10/1996	Wan	6,688,624	B2	2/2004	Christensen et al.
5,591,107	A *	1/1997	Rodgers, Jr. 482/57	6,689,019	B2	2/2004	Ohrt et al.
5,611,757	A	3/1997	Rodgers, Jr.	6,715,779	B2	4/2004	Eschenbach
5,879,017	A	3/1999	Debruin	6,773,022	B2	8/2004	Janssen
6,024,676	A	2/2000	Eschenbach	6,857,648	B2	2/2005	Mehmet
6,146,313	A	11/2000	Whan-Tong et al.	6,895,834	B1	5/2005	Baatz
6,270,102	B1	8/2001	Fan	D526,250	S	8/2006	Trumble et al.
6,398,244	B1	6/2002	Chueh	7,140,626	B1	11/2006	Keay
6,439,590	B1	8/2002	Liang	7,717,446	B2	5/2010	Pate
6,474,193	B1	11/2002	Farney	2003/0193158	A1	10/2003	Hung
				2007/0024019	A1	2/2007	Tarlow

* cited by examiner

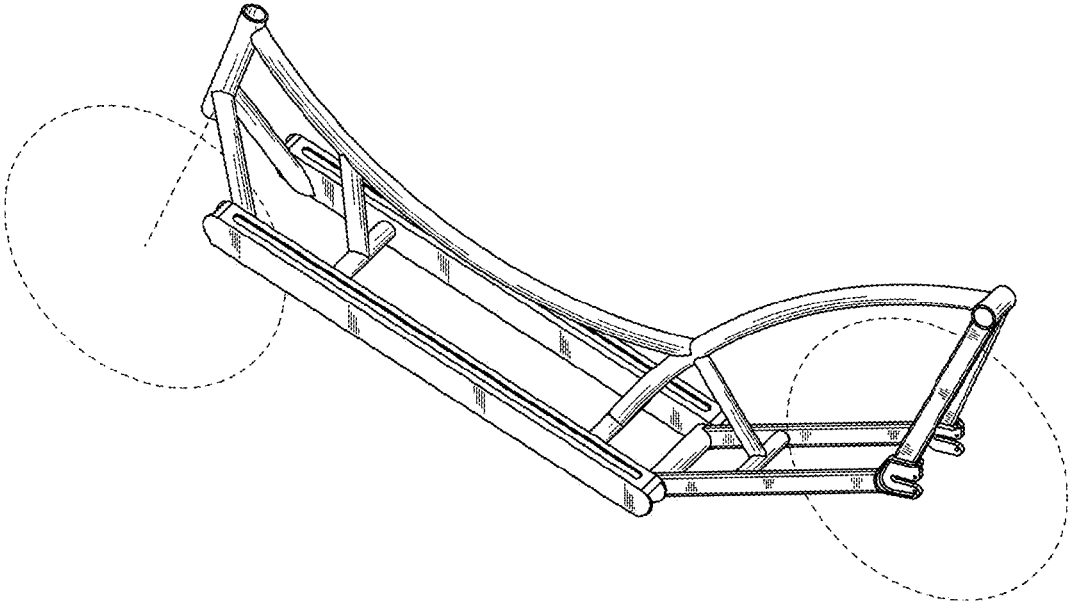


FIG. 1

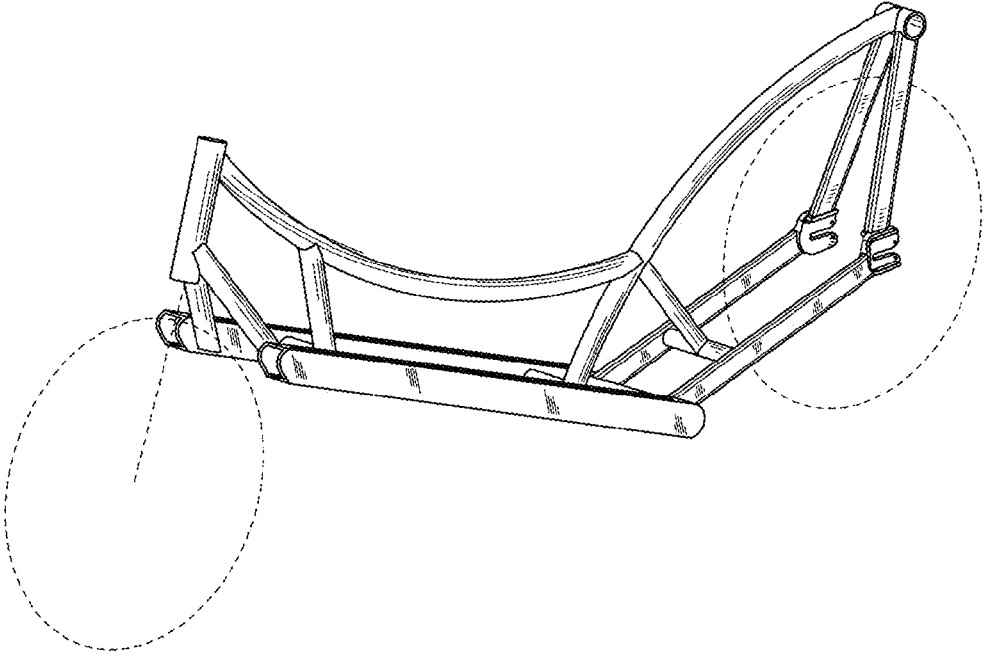


FIG. 2

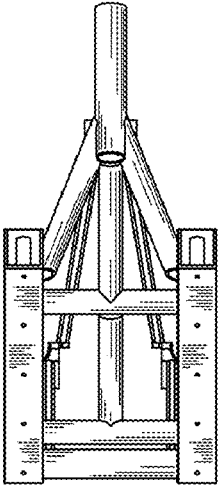


FIG. 3

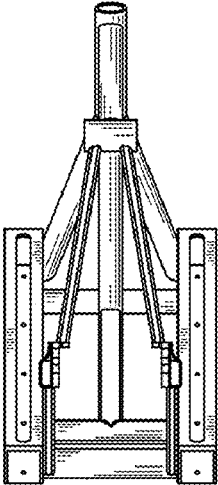


FIG. 4

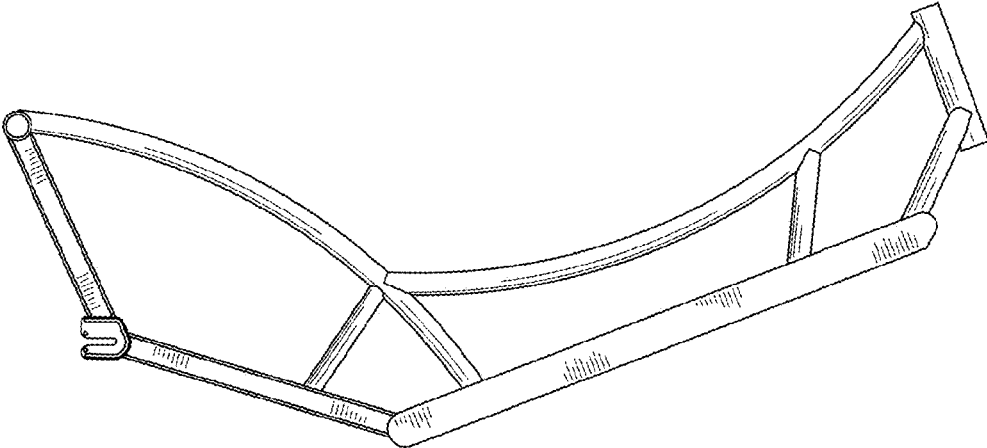


FIG. 5

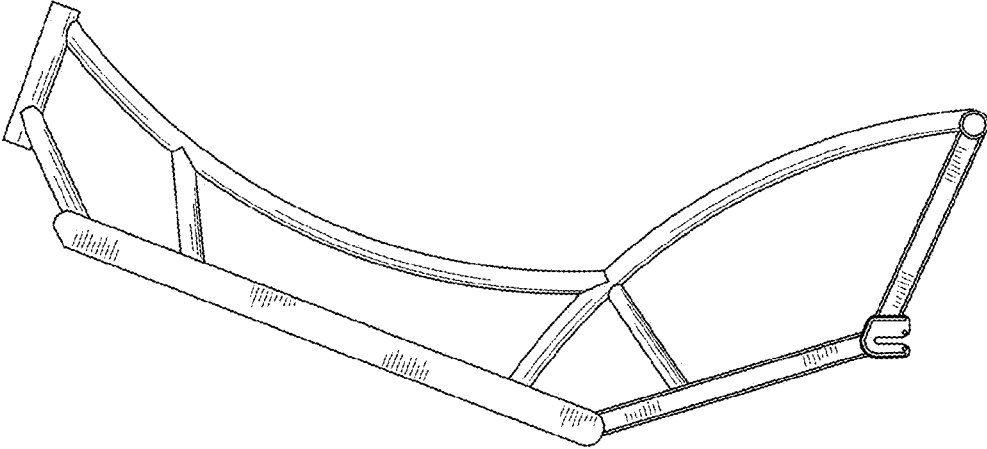


FIG. 6

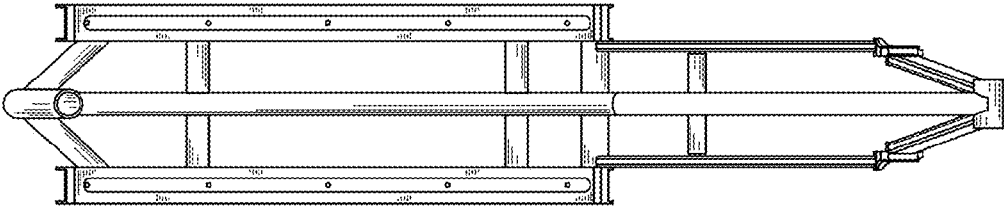


FIG. 7

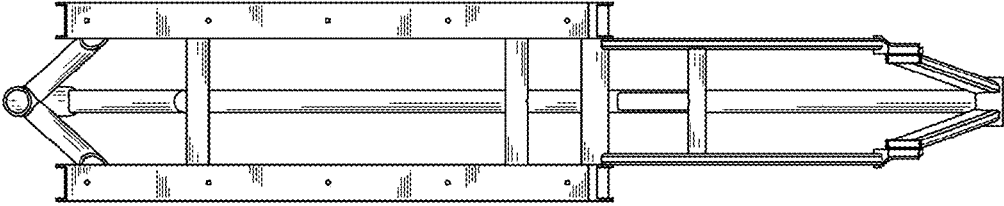


FIG. 8