



US00D633826S

(12) **United States Design Patent**
Morrow

(10) **Patent No.:** **US D633,826 S**

(45) **Date of Patent:** **** *Mar. 8, 2011**

(54) **BICYCLE FRAME**

(76) Inventor: **David D. Morrow**, San Diego, CA (US)

(*) Notice: This patent is subject to a terminal disclaimer.

(**) Term: **14 Years**

(21) Appl. No.: **29/351,989**

(22) Filed: **Dec. 15, 2009**

Related U.S. Application Data

(63) Continuation-in-part of application No. 29/333,639, filed on Mar. 12, 2009, now Pat. No. Des. 615,907.

(51) **LOC (9) Cl.** **12-11**

(52) **U.S. Cl.** **D12/111**

(58) **Field of Classification Search** D12/111,
D12/117; 280/274-278, 281.1, 288.1-288.3,
280/283-288

See application file for complete search history.

(56) **References Cited**

U.S. PATENT DOCUMENTS

- D321,155 S * 10/1991 Tan D12/111
- D348,859 S * 7/1994 Takagaki D12/111
- D390,505 S * 2/1998 Shiau D12/111

- D398,267 S * 9/1998 Yu et al. D12/111
- D415,071 S * 10/1999 Lai D12/111
- D533,811 S * 12/2006 Hoisington et al. D12/111
- D533,812 S * 12/2006 Hoisington D12/111
- D615,460 S * 5/2010 Morrow D12/111
- D615,906 S * 5/2010 Morrow D12/111

* cited by examiner

Primary Examiner — Susan M Lee

Assistant Examiner — Linda G. Brooks

(74) *Attorney, Agent, or Firm* — Frank G. Morkunas

(57) **CLAIM**

I claim the ornamental design for a bicycle frame, as shown and described.

DESCRIPTION

FIG. 1 is a left side elevation view of a bicycle frame showing the new design with the right side elevation view being a mirror-image thereof.

FIG. 2 is detailed close-up view of the spring associated with the bicycle frame.

FIG. 3 is top plan view of the bicycle frame.

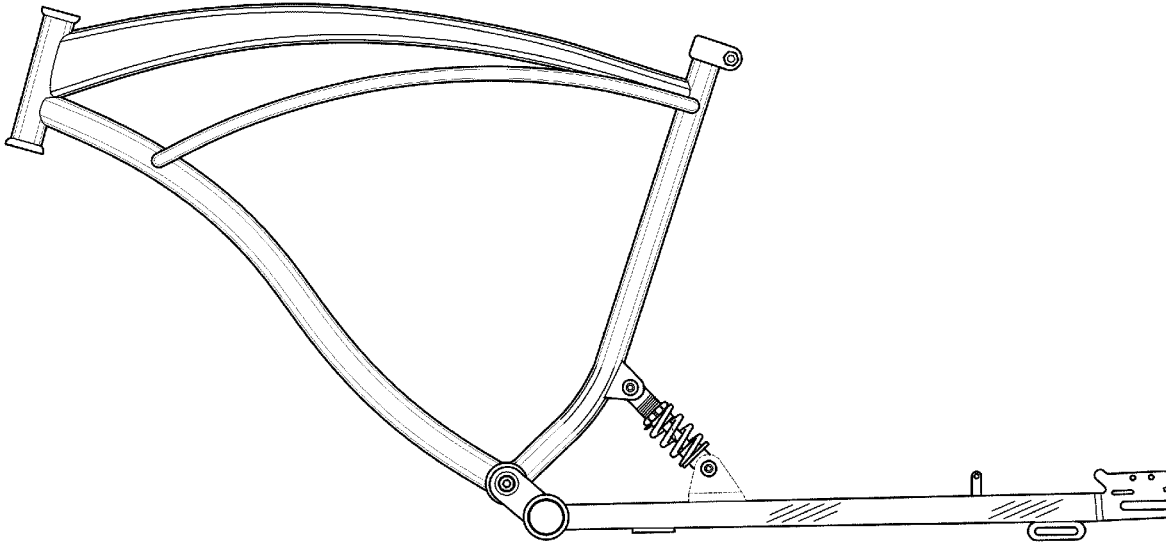
FIG. 4 is a bottom plan view of the bicycle frame.

FIG. 5 is a front elevation view of the bicycle frame; and,

FIG. 6 is rear elevation view of the bicycle frame.

The broken lines illustrate portions of the bicycle frame which form no part of the claimed design.

1 Claim, 3 Drawing Sheets



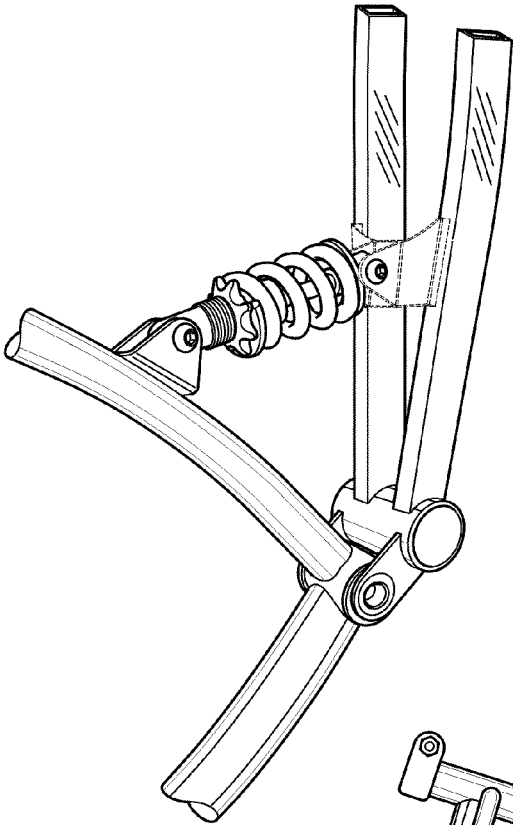


Fig. 2

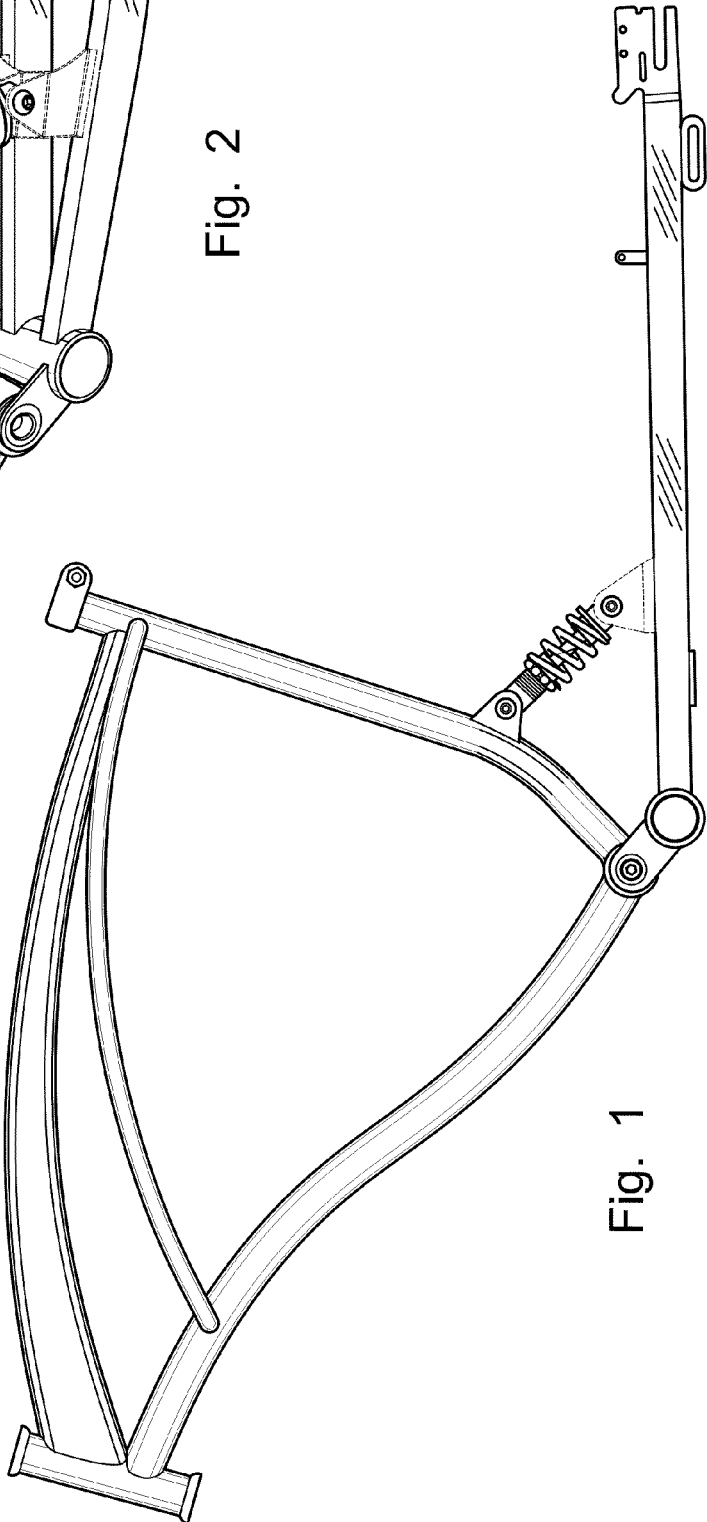


Fig. 1

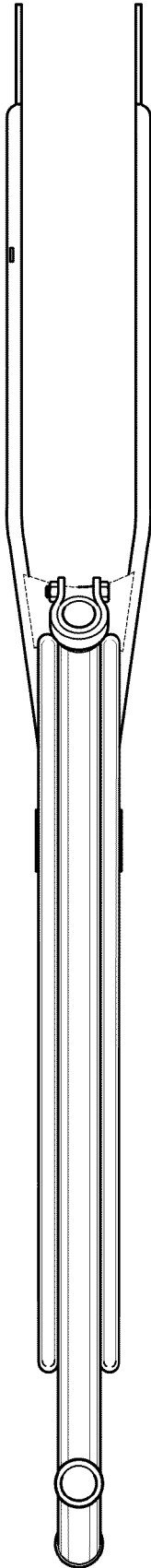


Fig. 3

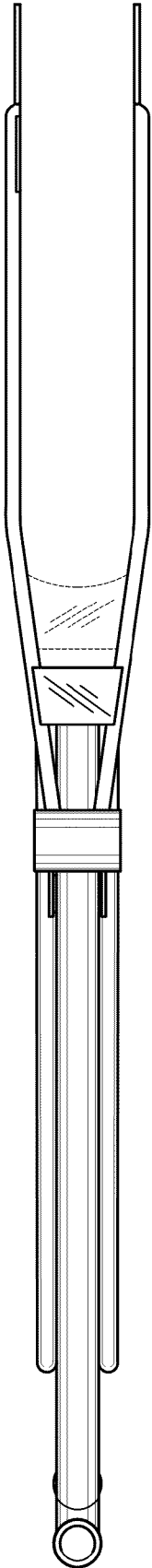


Fig. 4

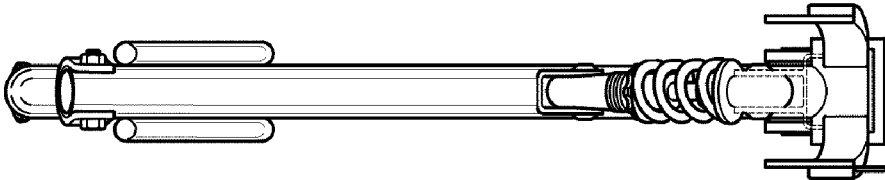


Fig. 6

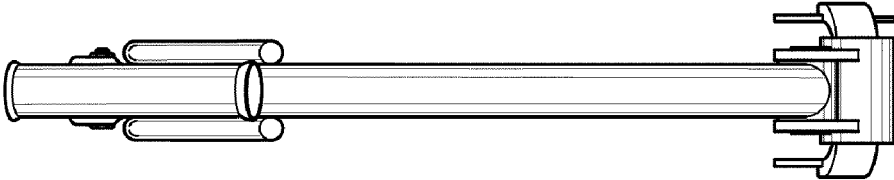


Fig. 5