



US00D662011S

(12) **United States Design Patent**
D'Aluisio et al.

(10) **Patent No.:** **US D662,011 S**

(45) **Date of Patent:** **** Jun. 19, 2012**

(54) **BICYCLE FRAME**

(75) Inventors: **Christopher P. D'Aluisio**, Corralitos, CA (US); **Kyle L. Chubbuck**, San Jose, CA (US)

(73) Assignee: **Specialized Bicycle Components, Inc.**, Morgan Hill, CA (US)

(**) Term: **14 Years**

(21) Appl. No.: **29/396,222**

(22) Filed: **Jun. 27, 2011**

(51) **LOC (9) Cl.** **12-11**

(52) **U.S. Cl.** **D12/111**

(58) **Field of Classification Search** D12/111,
D12/117, 118; 280/274–280, 281.1, 283–288,
280/288.1–288.4

See application file for complete search history.

(56) **References Cited**

U.S. PATENT DOCUMENTS

504,079	A	8/1893	Cullmann	
587,337	A	8/1897	Smith	
704,288	A	7/1902	Anderson	
869,476	A	10/1907	Beck	
2,153,249	A *	4/1939	Henry	280/281.1
3,833,242	A *	9/1974	Thompson, Jr.	280/281.1
3,860,265	A *	1/1975	Weiss	280/281.1
3,866,946	A	2/1975	Robison	
4,051,704	A	10/1977	Kimura	
4,561,670	A *	12/1985	Takada	280/281.1
4,580,427	A	4/1986	Akamatsu	
4,582,343	A	4/1986	Waugh	
4,600,207	A	7/1986	Zosi	
4,789,174	A	12/1988	Lawwill	
4,918,969	A	4/1990	Takeuchi et al.	

(Continued)

FOREIGN PATENT DOCUMENTS

DE 744465 1/1944

(Continued)

OTHER PUBLICATIONS

BikeRadar, Specialized 2011 Road: New Roubaix SL3, Allez And CruX, <http://www.bikeradar.com/news/article/specialized-2011-road-new-roubaix-sl3-allez-and-cruX-26769/>, dated Jun. 27, 2010.

(Continued)

Primary Examiner — Susan M Lee

Assistant Examiner — Linda G. Brooks

(74) *Attorney, Agent, or Firm* — Knobbe Martens Olson & Bear LLP

(57) **CLAIM**

The ornamental design for a bicycle frame, as shown and described.

DESCRIPTION

FIG. 1 is a top, front and side perspective view of a first embodiment of a bicycle frame embodying our new design. FIG. 2 is a side view thereof.

FIG. 3 is a side view thereof opposite the side view of FIG. 2. FIG. 4 is a top view thereof.

FIG. 5 is a bottom view thereof.

FIG. 6 is a front view thereof.

FIG. 7 is a back view thereof.

FIG. 8 is a top, front and side perspective view of a second embodiment of a bicycle frame embodying our new design. FIG. 9 is a side view thereof.

FIG. 10 is a side view thereof opposite the side view of FIG. 9.

FIG. 11 is a top view thereof.

FIG. 12 is a bottom view thereof.

FIG. 13 is a front view thereof.

FIG. 14 is a back view thereof.

FIG. 15 is a top, front and side perspective view of a third embodiment of a bicycle frame embodying our new design. FIG. 16 is a side view thereof.

FIG. 17 is a side view thereof opposite the side view of FIG. 16.

FIG. 18 is a top view thereof.

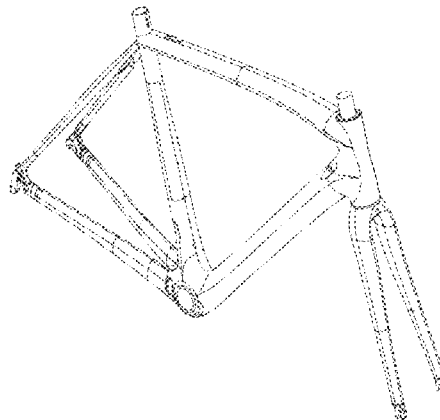
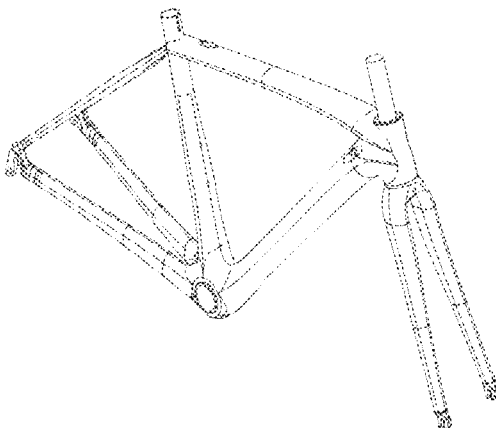
FIG. 19 is a bottom view thereof.

FIG. 20 is a front view thereof; and,

FIG. 21 is a back view thereof.

Broken lines are used to illustrate features of the bicycle frame which form no part of the claimed design. The broken lines immediately adjacent the shaded areas represent the bounds of the claimed design while all other broken lines are directed to environmental structure.

1 Claim, 15 Drawing Sheets



U.S. PATENT DOCUMENTS

5,116,071	A *	5/1992	Calfee	280/281.1
5,121,937	A	6/1992	Lawwill	
5,163,758	A *	11/1992	Chi	280/279
5,226,674	A	7/1993	Buell et al.	
5,269,551	A *	12/1993	Martin et al.	280/281.1
5,273,301	A	12/1993	Klein	
5,397,146	A *	3/1995	Fischer	280/288.4
5,460,396	A	10/1995	Sutter et al.	
D372,002	S *	7/1996	Busby et al.	D12/111
5,803,476	A	9/1998	Olson et al.	
5,938,225	A	8/1999	Scheibe et al.	
6,085,405	A	7/2000	Kao	
6,086,080	A	7/2000	Scheffer	
6,123,353	A *	9/2000	Bennett et al.	280/281.1
6,151,948	A	11/2000	Ashworth et al.	
6,170,845	B1	1/2001	Tseng	
6,203,042	B1	3/2001	Wilcox	
6,375,210	B1	4/2002	Lam	
6,378,885	B1	4/2002	Ellsworth et al.	
6,471,230	B2	10/2002	Ellsworth et al.	
6,481,523	B1	11/2002	Noro et al.	
6,595,538	B2	7/2003	Ellsworth et al.	
6,609,437	B2	8/2003	Jiang	
6,682,088	B1	1/2004	Lin	
6,783,158	B2	8/2004	Nakagawa et al.	
6,805,372	B2	10/2004	Gueugneaud	
6,843,494	B2	1/2005	Lam	
6,845,998	B2	1/2005	Probst	
6,854,753	B2	2/2005	Turner	
6,880,847	B2	4/2005	Chamberlain et al.	
6,986,521	B1 *	1/2006	Li et al.	280/281.1
7,052,028	B2	5/2006	Chamberlain	
7,052,029	B2	5/2006	Chamberlain et al.	
7,059,620	B2	6/2006	Chamberlain et al.	
7,506,528	B2	3/2009	Chamberlain	
7,537,231	B2	5/2009	Callahan et al.	
D593,457	S	6/2009	Talavasek et al.	
7,562,890	B2 *	7/2009	Yu	280/288.3

7,591,475	B1 *	9/2009	Calfee	280/284
D637,527	S *	5/2011	Choi et al.	D12/111
8,042,822	B2 *	10/2011	D'Aluisio	280/274
2006/0284394	A1	12/2006	Chamberlain et al.	
2009/0224507	A1	9/2009	Hu	
2010/0096832	A1 *	4/2010	Pinarello	280/281.1
2011/0241309	A1	10/2011	Rioux et al.	
2011/0278816	A1	11/2011	Chamberlain	

FOREIGN PATENT DOCUMENTS

DE	20217875	4/2003
EP	1238900	9/2002
JP	53077868	7/1978
JP	55153632	11/1980
JP	58081531	5/1983
JP	03-231087	10/1991
JP	10-94879	A 4/1998
JP	2006-290139	A 10/2006
TW	220395	8/2004

OTHER PUBLICATIONS

BikeRadar, Specialized Unveil Project Black Machine For Saxo Bank, <http://www.bikeradar.com/news/article/specialized-unveil-project-black-machine-for-saxo-bank-25644>, dated Apr. 7, 2010.

VeloNews, 2011 Specialized Roubaix: with or without battery, http://velonews.competitor.com/2010/06/bikes-and-tech/2011-specialized-roubaix-with-or-without-battery_123445, dated Jun. 27, 2010.

VeloVert, Nouveu Stumpjumper 2010, http://www.velovert.com/photo_reportage/4752/Le-squelette-du-Stumpy-version-en-carbone.#cadre_photo, Jun. 29, 2009.

European Search Report Application No. EP 04 01 2219, dated Apr. 21, 2006.

Ellsworth Internet Materials, <http://www.ellsworthbikes.com/bikes/id/index.cfm> dated Nov. 18, 2004 in 5 pages, cited by other.

International Search Report and Written Opinion for International Application No. PCT/US2011/028372 mailed Apr. 28, 2011.

* cited by examiner

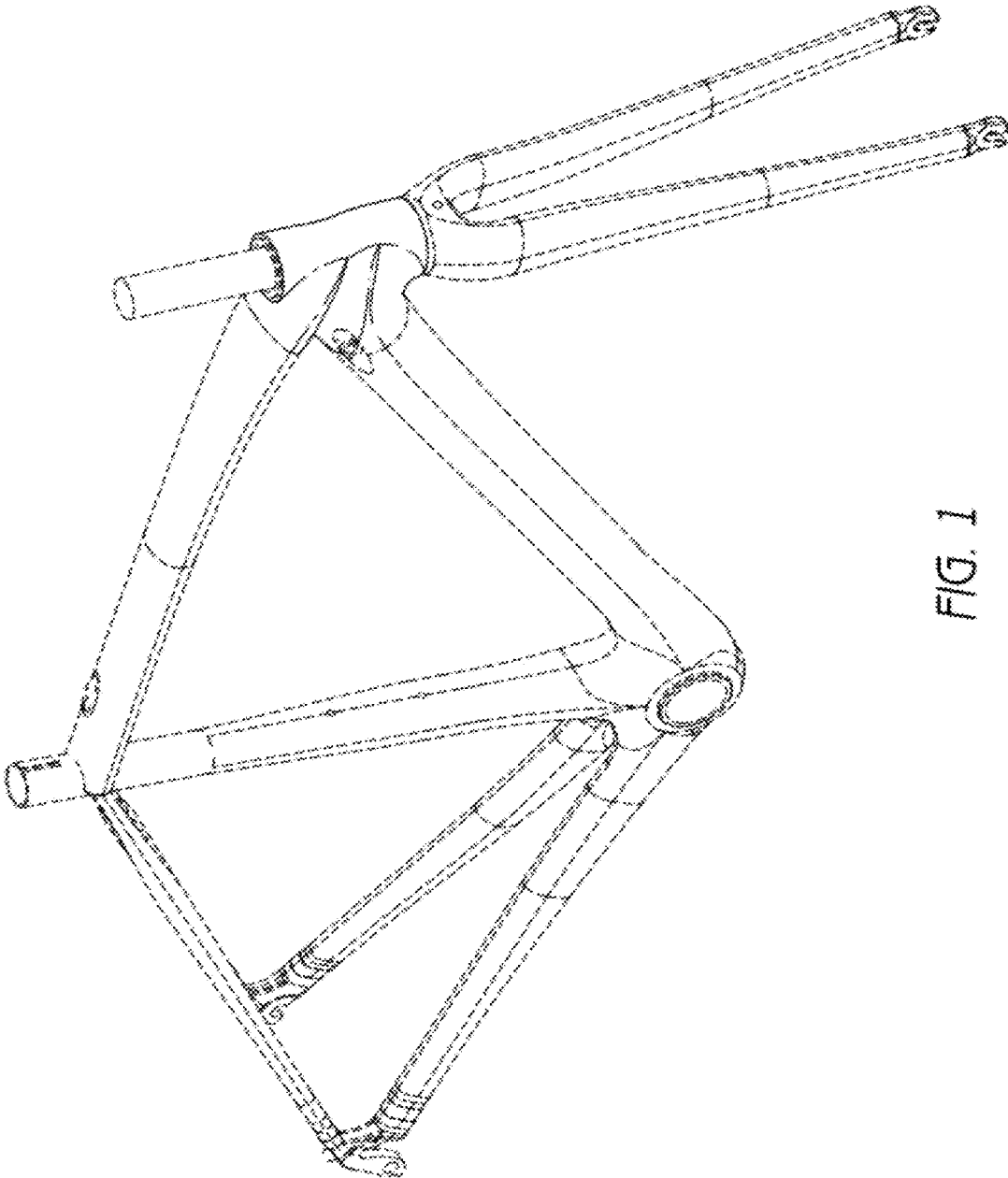


FIG. 1

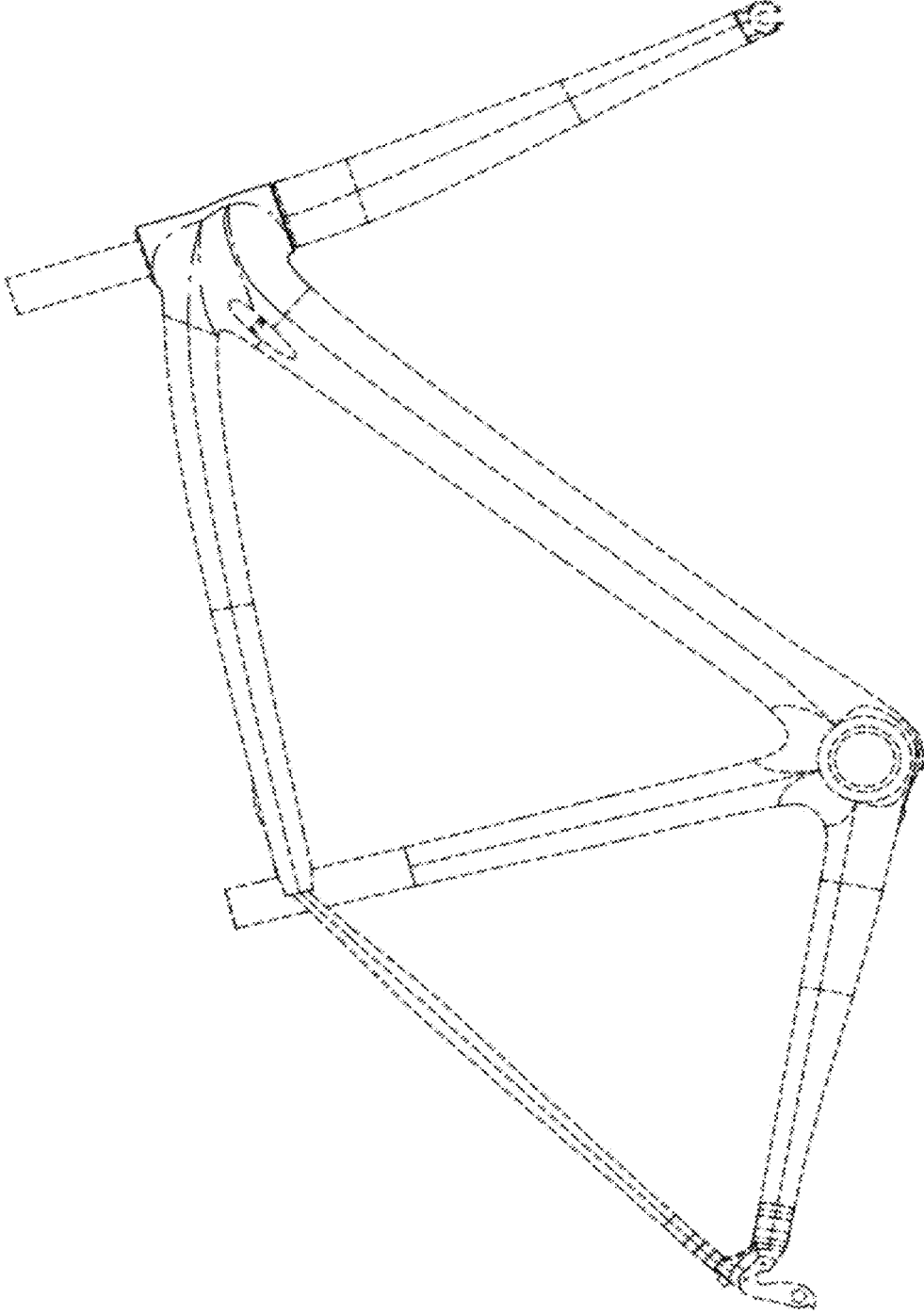


FIG. 2

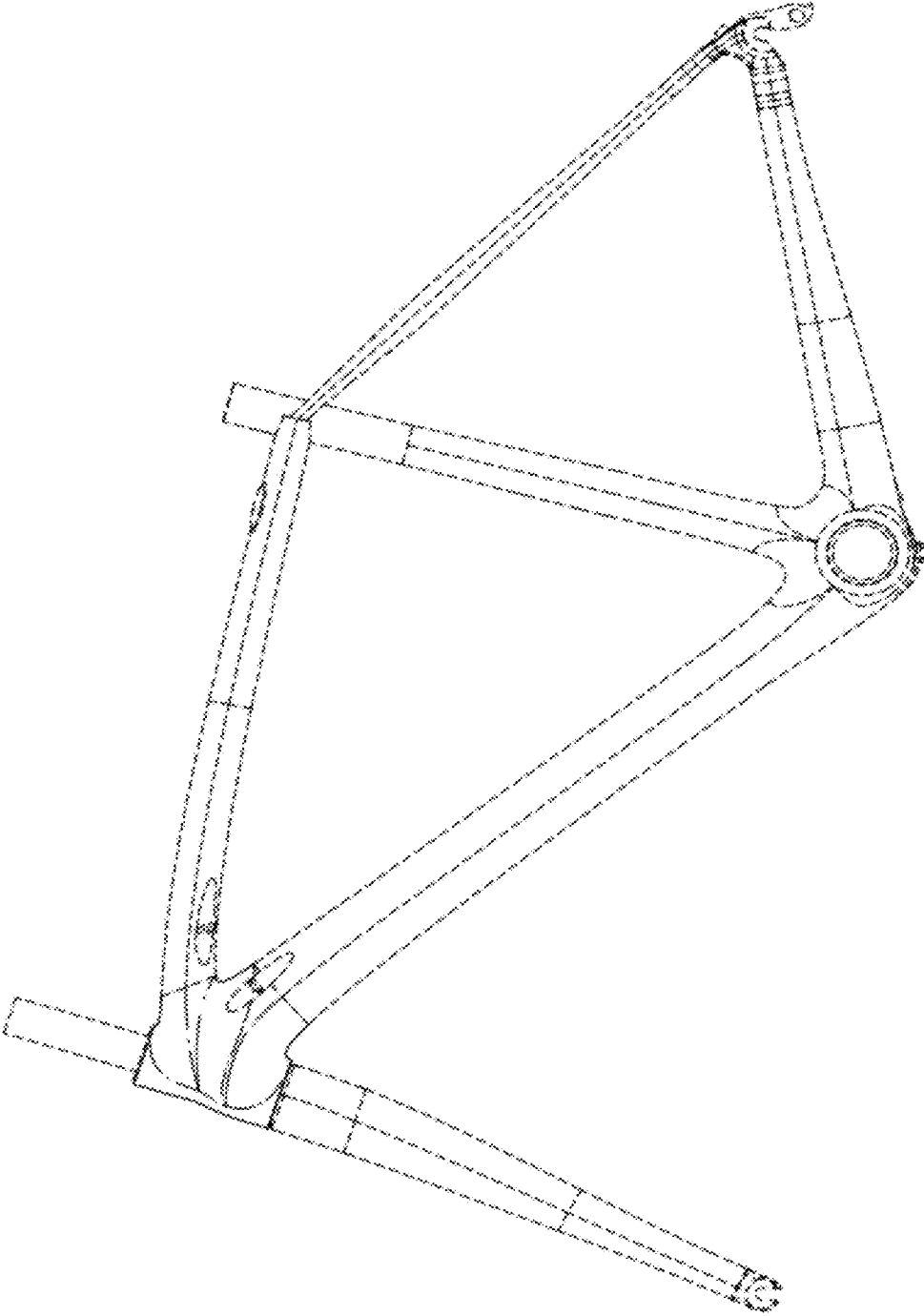


FIG. 3

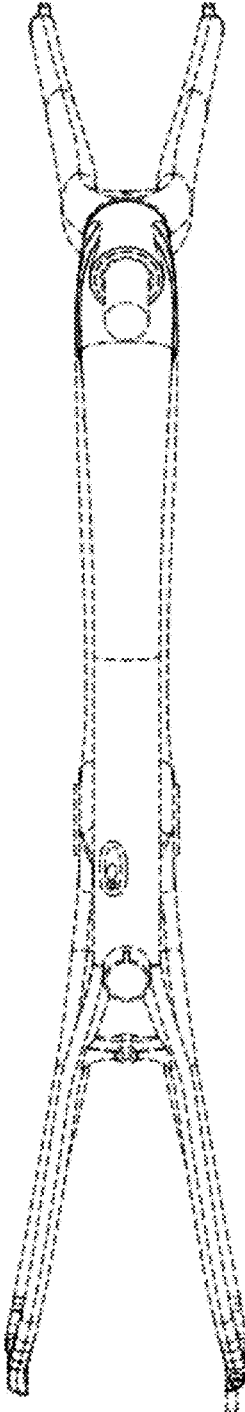


FIG. 4

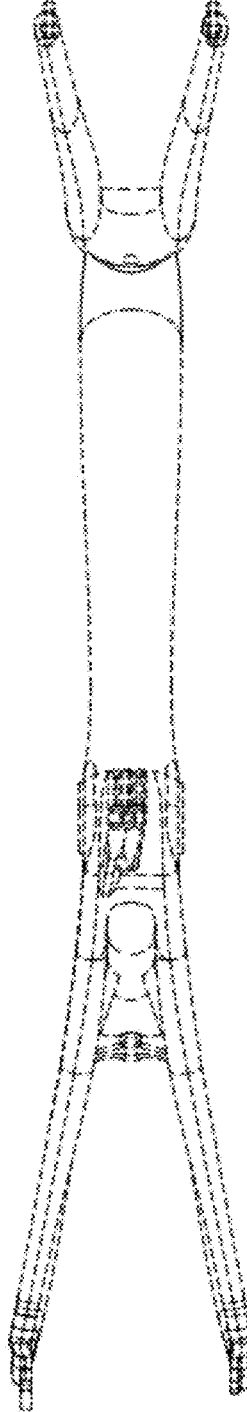


FIG. 5

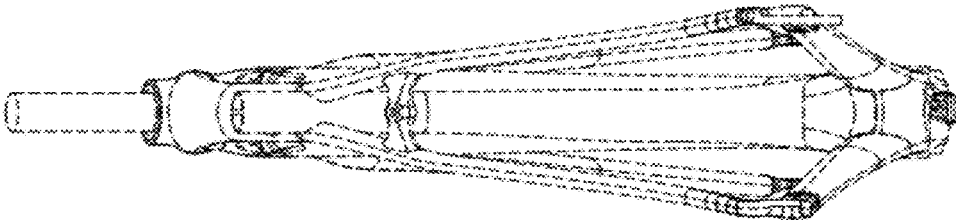


FIG. 7




FIG. 6

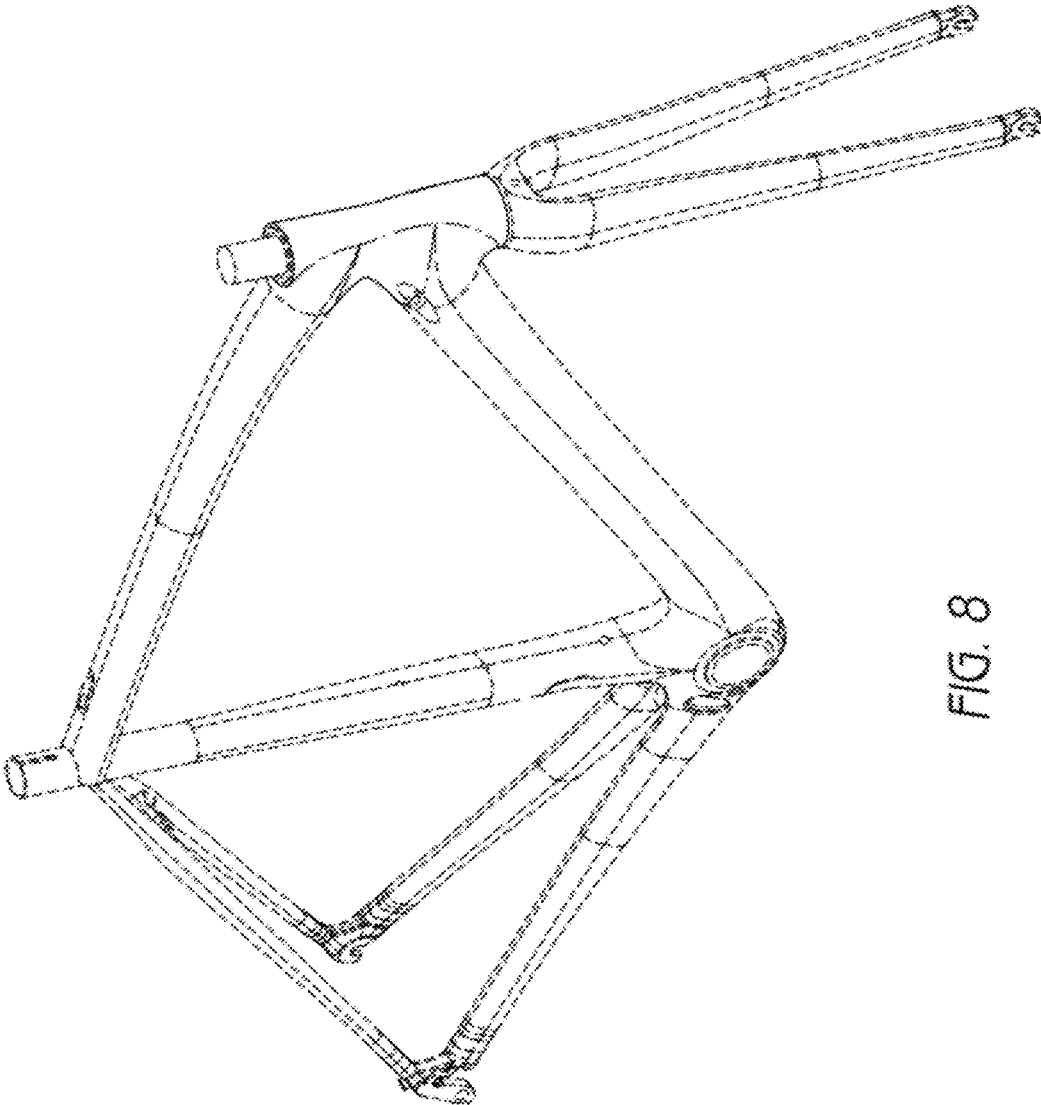


FIG. 8

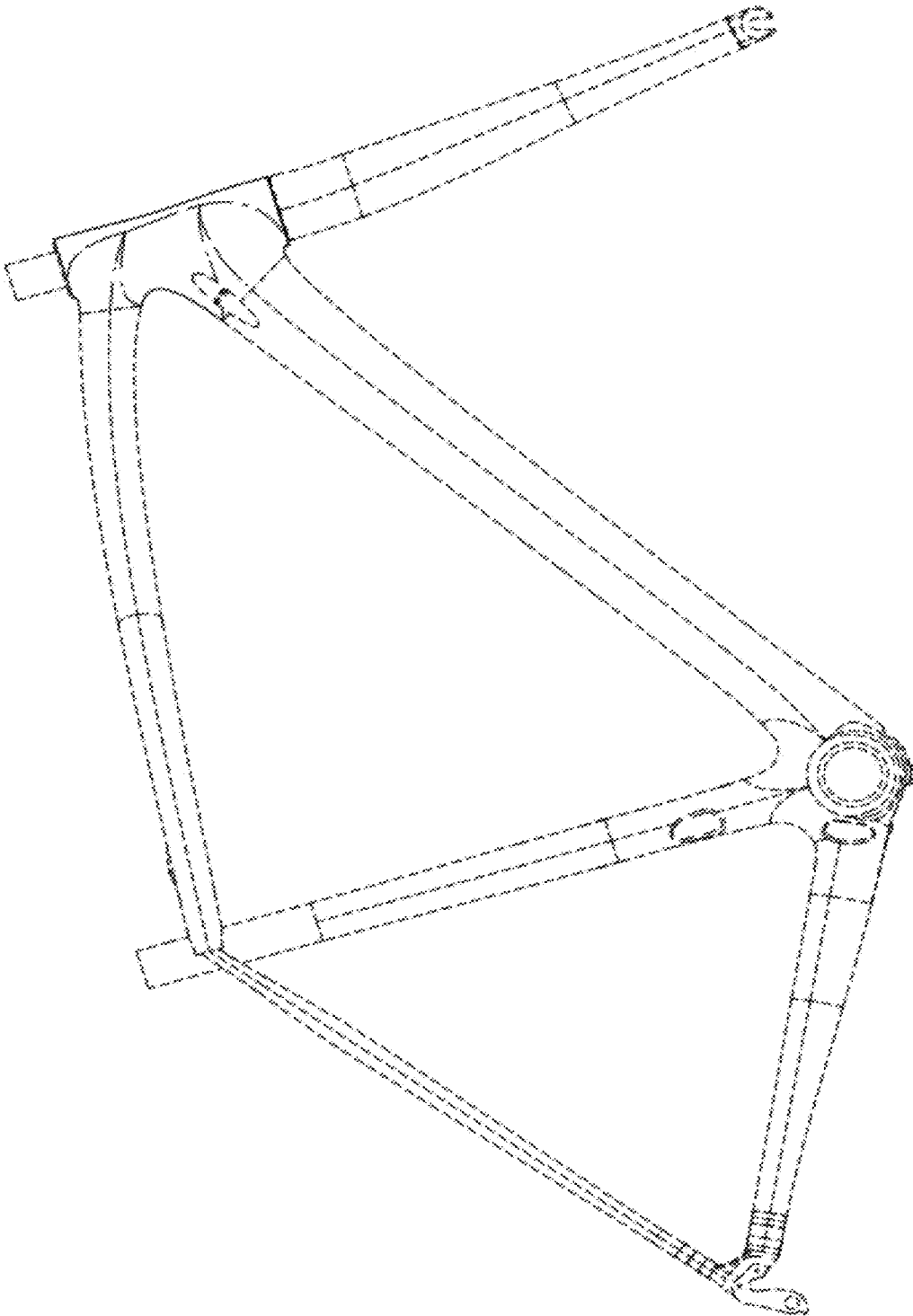


FIG. 9

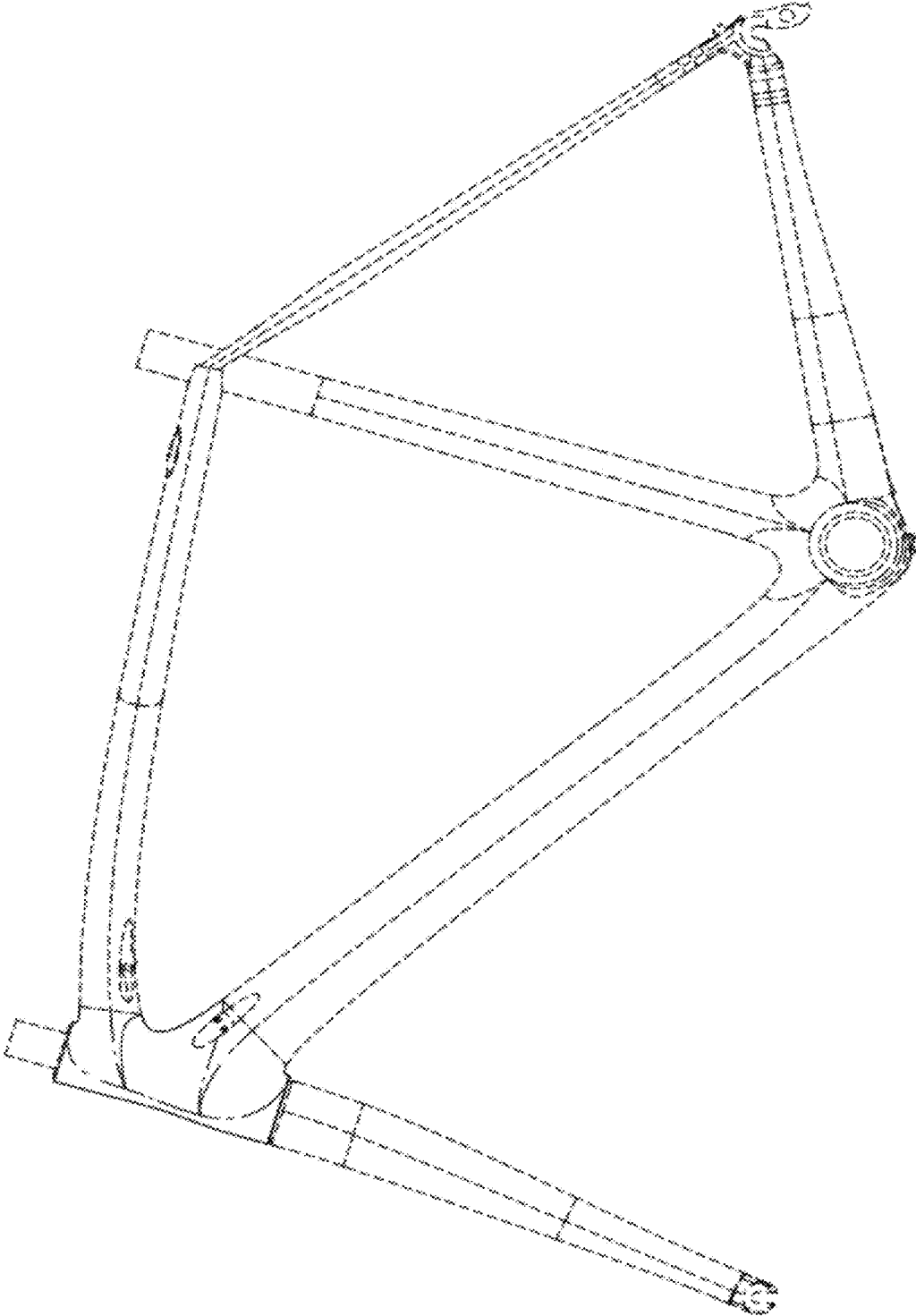


FIG. 10

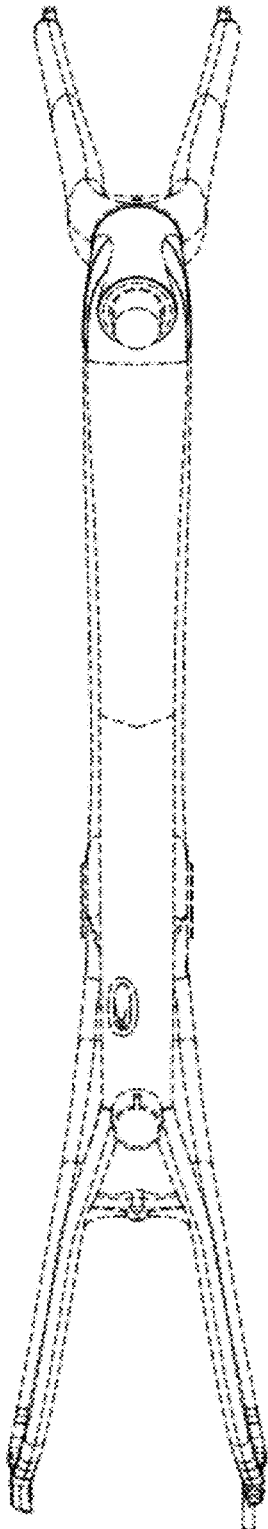


FIG. 11

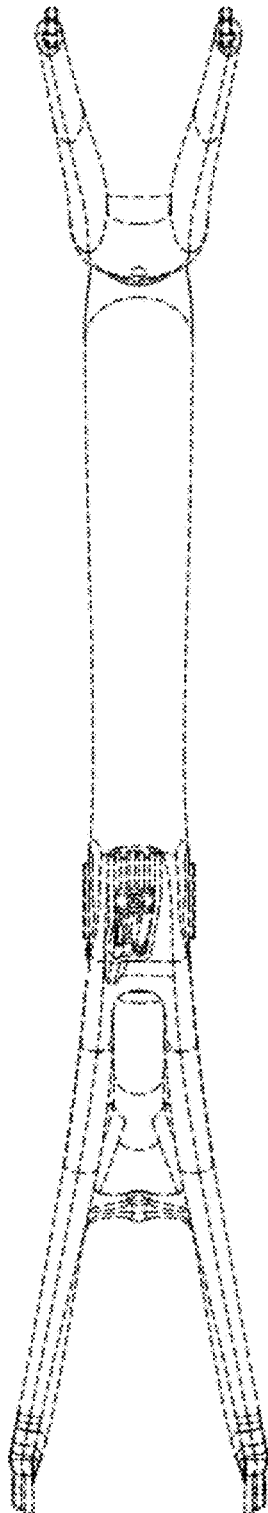


FIG. 12

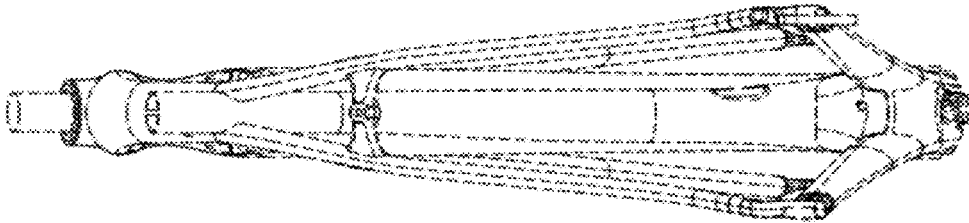


FIG. 14




FIG. 13

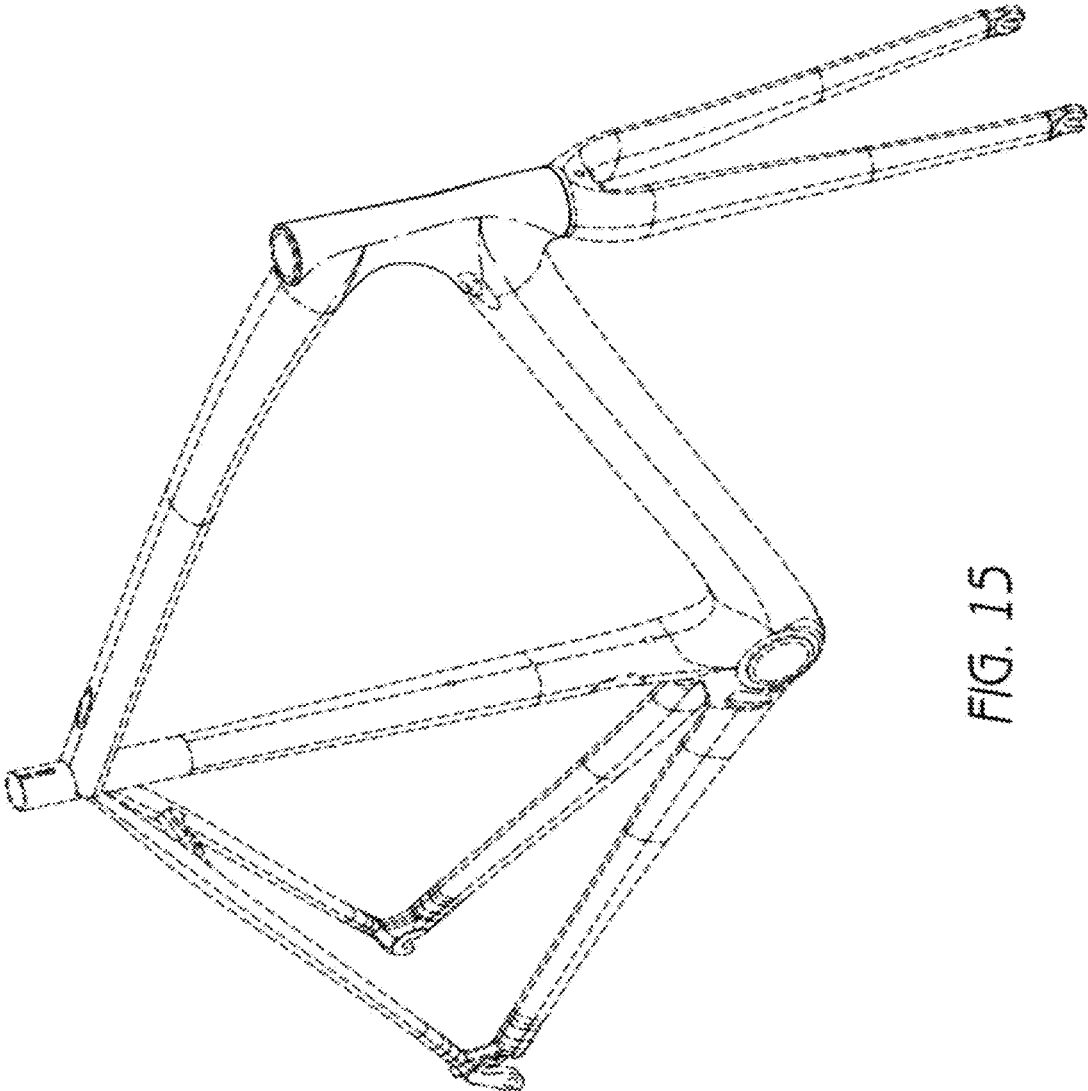


FIG. 15

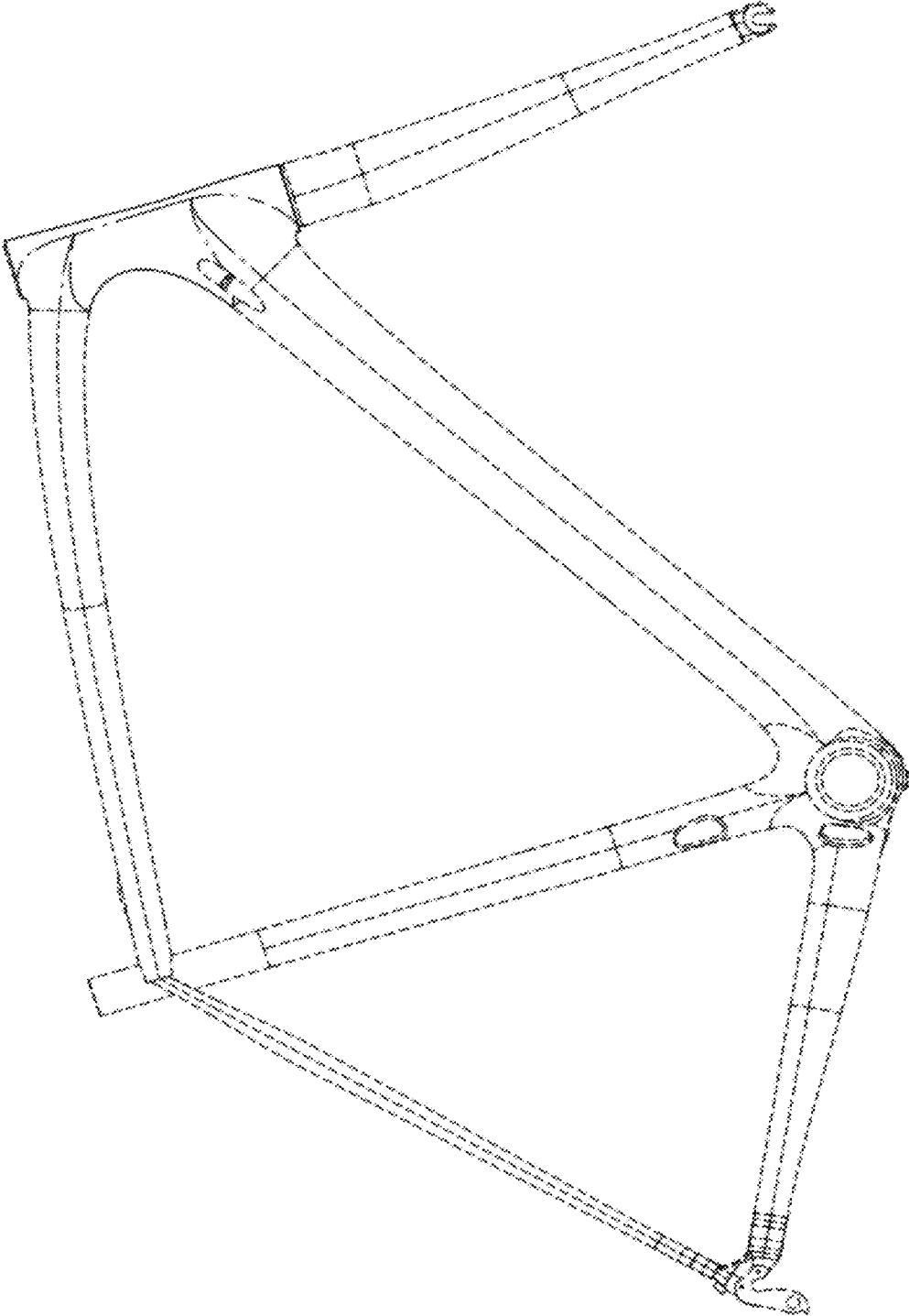


FIG. 16

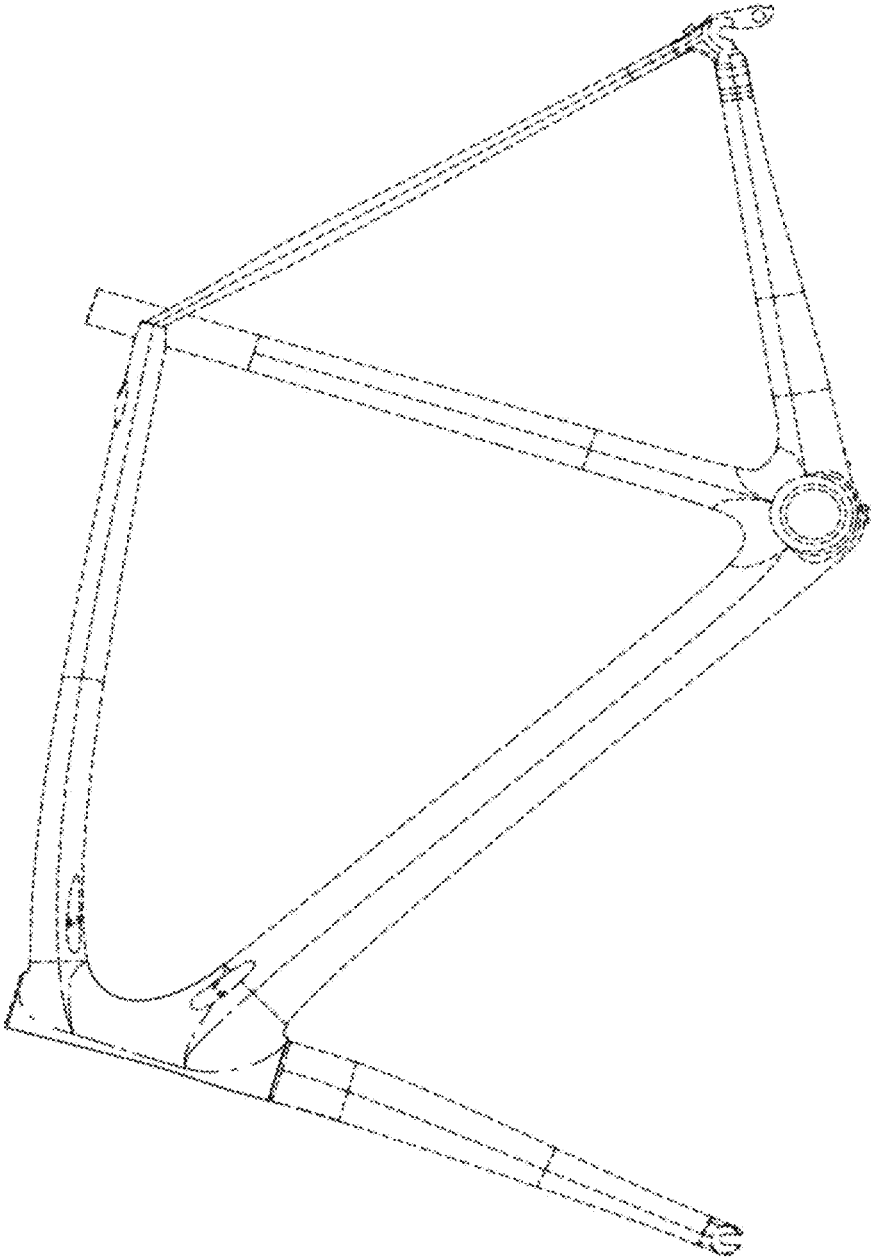


FIG. 17




FIG. 18




FIG. 19.




FIG. 21

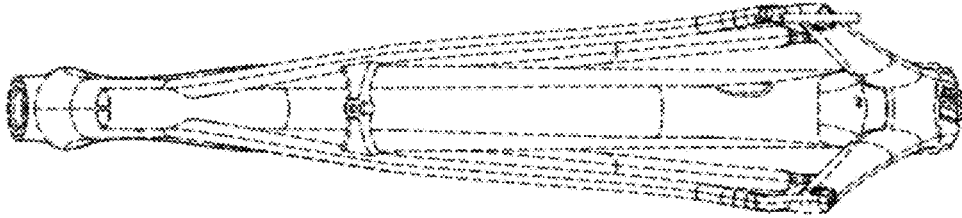


FIG. 20