



US00D669824S

(12) **United States Design Patent**
McCarty, Jr. et al.

(10) **Patent No.:** **US D669,824 S**

(45) **Date of Patent:** **** Oct. 30, 2012**

(54) **BICYCLE FRAME**

(75) Inventors: **Leroy Pearce McCarty, Jr.**, Tupelo, MS (US); **Charles McVean**, Memphis, TN (US)

(73) Assignee: **Aerobic Cruiser Hybrid Cycles, LLC**, Memphis, TN (US)

(**) Term: **14 Years**

(21) Appl. No.: **29/397,779**

(22) Filed: **Jul. 20, 2011**

(51) **LOC (9) Cl.** **12-11**

(52) **U.S. Cl.** **D12/111**

(58) **Field of Classification Search** D12/111, D12/117, 110; 180/65.1, 65.6–65.8, 68.5, 180/205.1–205.7, 206.1–206.8, 207.1–207.3, 180/65.31; 296/228; 280/274–280, 281.1, 280/288.1–288.4, 7.17, 200, 212, 214, 215, 280/230

See application file for complete search history.

(56) **References Cited**

U.S. PATENT DOCUMENTS

D342,926 S *	1/1994	Russell	D12/111
5,853,062 A *	12/1998	Hulett	180/206.4
6,155,369 A *	12/2000	Whittaker	180/220
6,464,031 B1 *	10/2002	Cobb	180/230
D653,590 S *	2/2012	Patterson et al.	D12/110

* cited by examiner

Primary Examiner — Susan M Lee

Assistant Examiner — Linda G. Brooks

(74) *Attorney, Agent, or Firm* — Butler, Snow, O'Mara, Stevens & Cannada PLLC

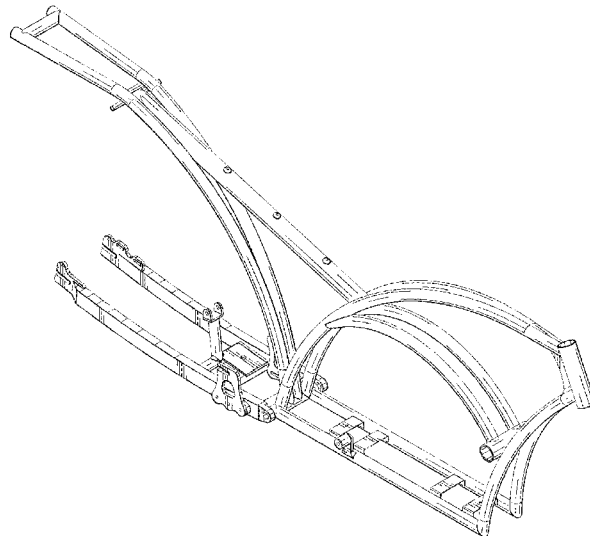
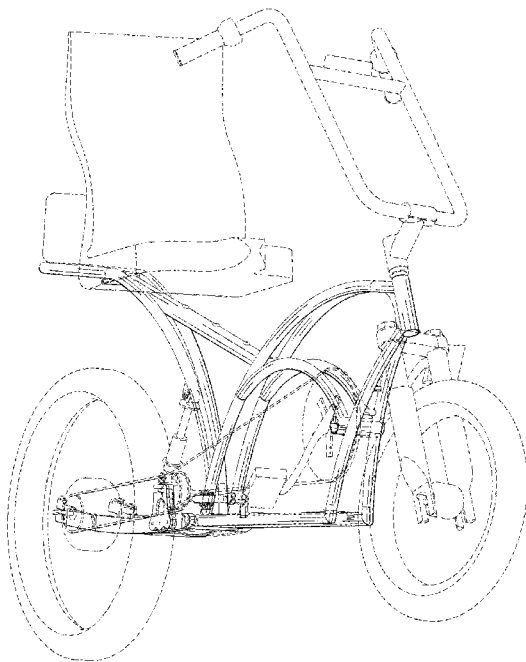
(57) **CLAIM**

We claim the ornamental design for the bicycle frame, as shown and described.

DESCRIPTION

FIG. 1 is a perspective view of the bicycle frame from the left. FIG. 2 is a perspective view of the bicycle frame from above. FIG. 3 is the right side elevational view of the bicycle frame. FIG. 4 is the front elevational view of the bicycle frame. FIG. 5 is the left side elevational view of the bicycle frame. FIG. 6 is the rear elevational view of the bicycle frame. FIG. 7 is a top plan view of the bicycle frame; and, FIG. 8 is a bottom plan view of the bicycle frame. The broken lines illustrate unclaimed structure.

1 Claim, 6 Drawing Sheets



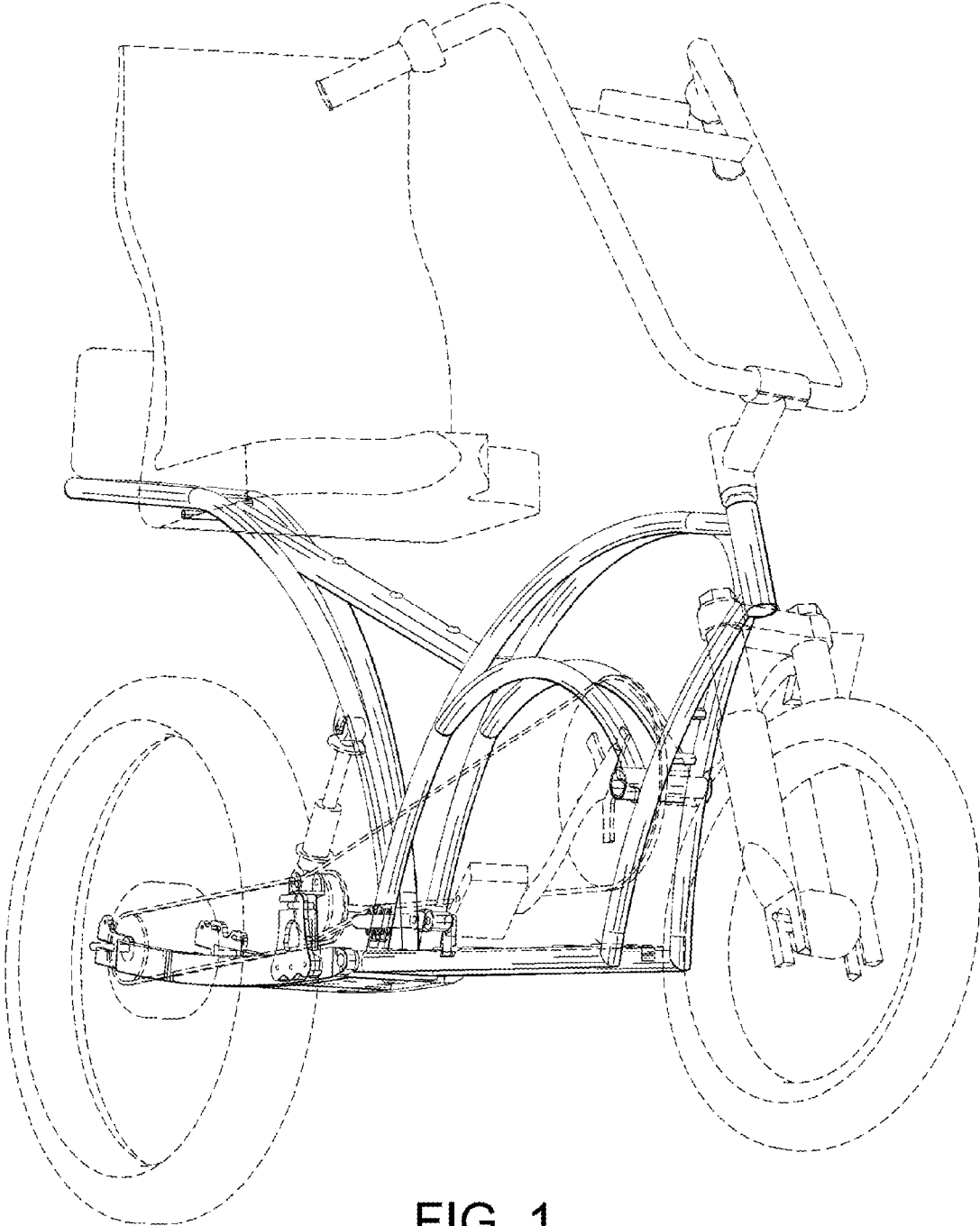


FIG. 1

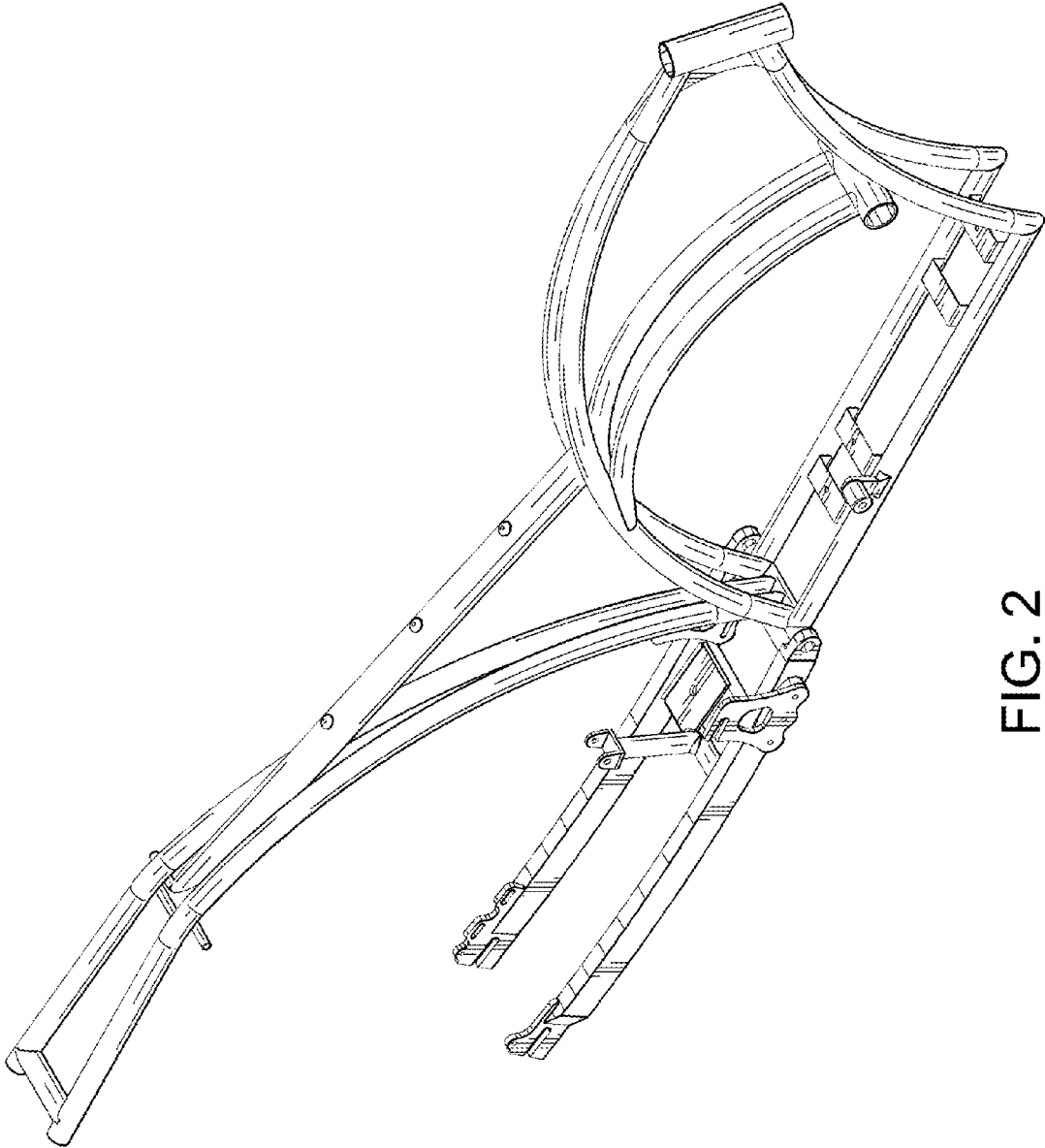


FIG. 2

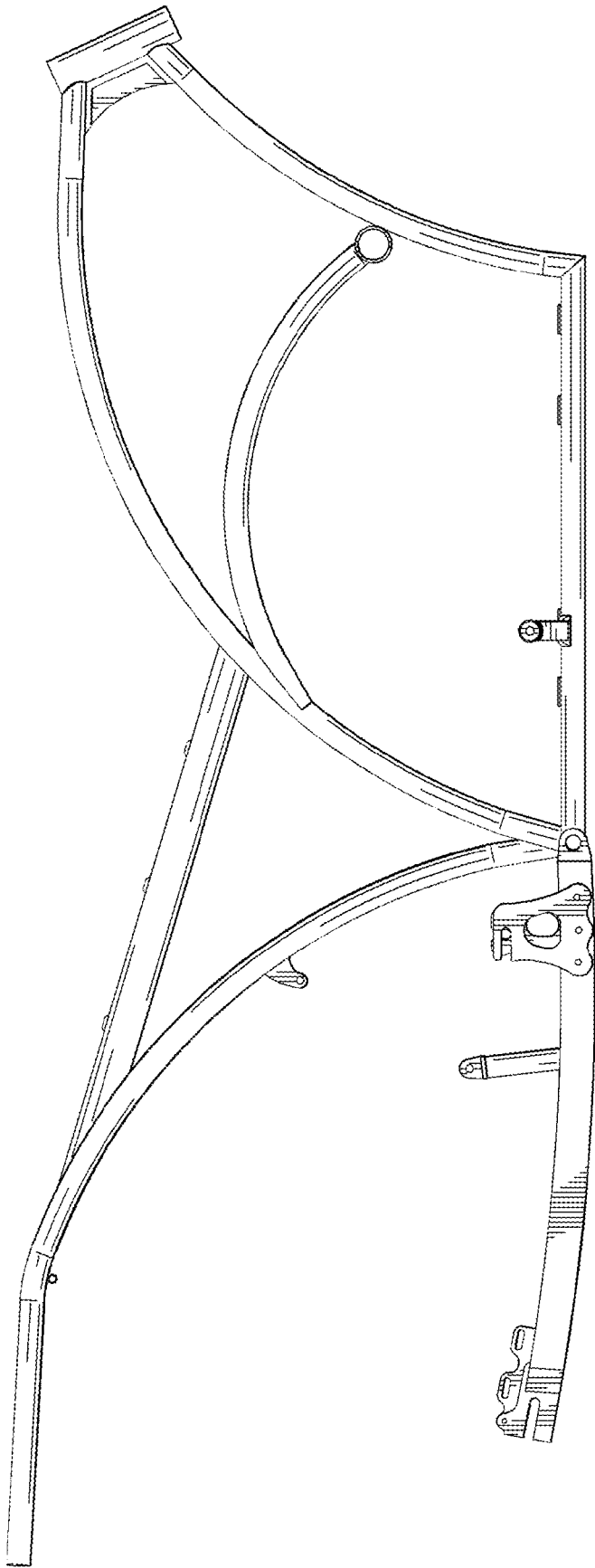


FIG. 3

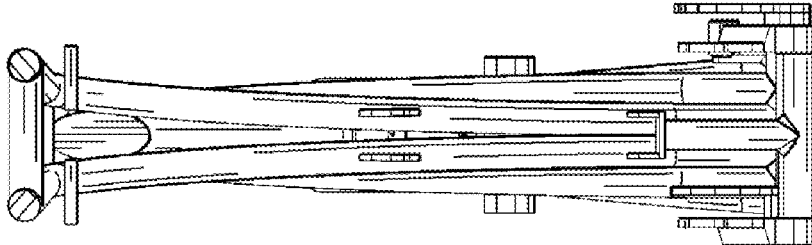


FIG. 6

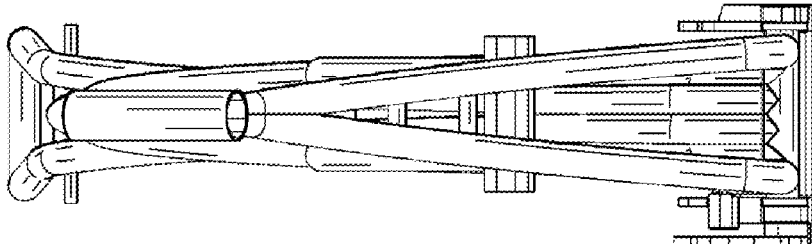


FIG. 4

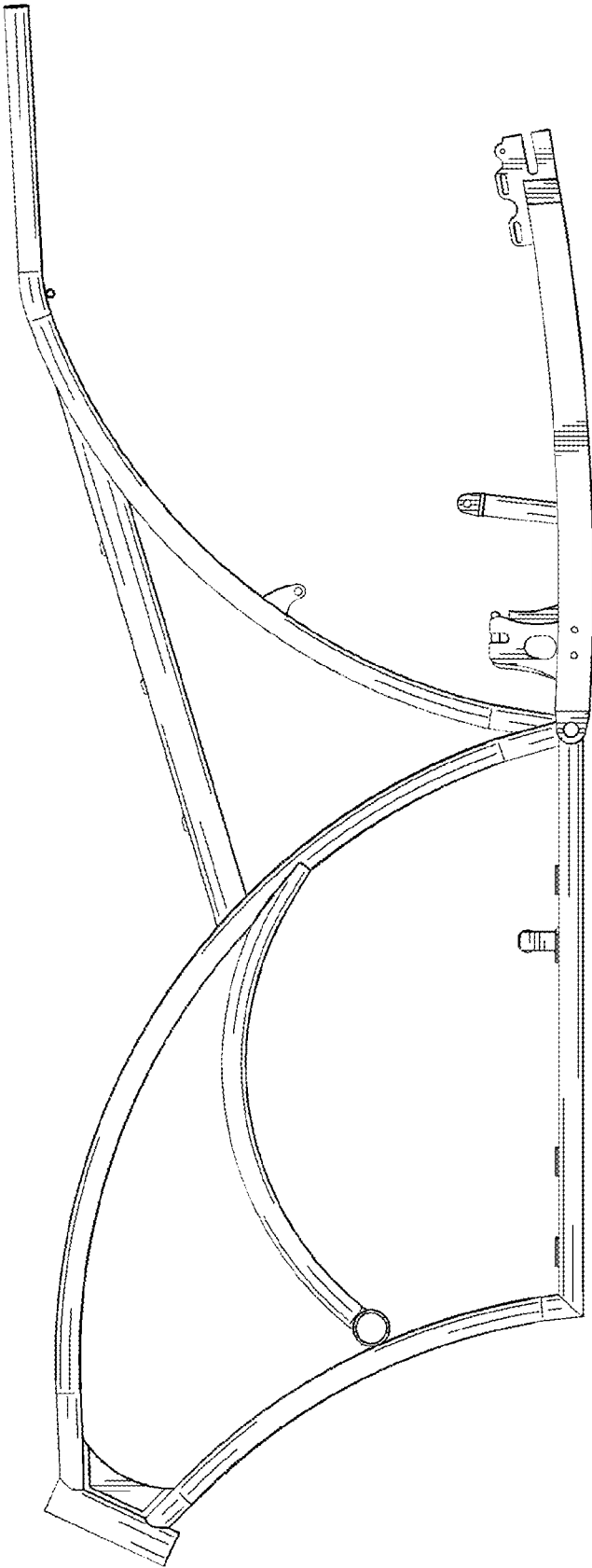


FIG. 5

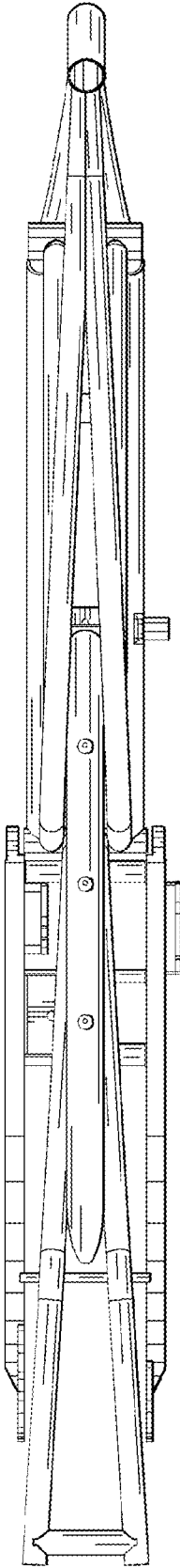


FIG. 7

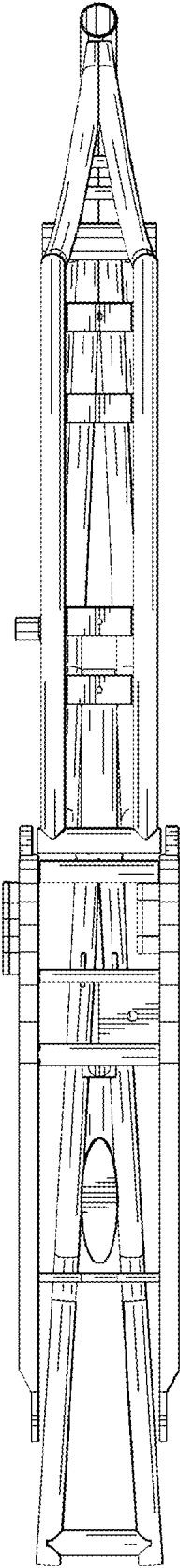


FIG. 8