



US00D689408S

(12) **United States Design Patent**
Kim

(10) **Patent No.:** **US D689,408 S**

(45) **Date of Patent:** **** Sep. 10, 2013**

(54) **BICYCLE FRAME**

(71) Applicant: **Bog Sung Kim**, Seoul (KR)

(72) Inventor: **Bog Sung Kim**, Seoul (KR)

(**) Term: **14 Years**

(21) Appl. No.: **29/445,072**

(22) Filed: **Feb. 7, 2013**

(51) **LOC (9) Cl.** **12-11**

(52) **U.S. Cl.**
USPC **D12/111**

(58) **Field of Classification Search**
USPC D12/111, 117; 280/274-280, 281.1,
280/283-288, 288.1-288.3
See application file for complete search history.

(56) **References Cited**

U.S. PATENT DOCUMENTS

D230,963	S *	3/1974	Bauer	D12/111
RE35,335	E *	9/1996	Calfee	280/281.1
6,986,521	B1 *	1/2006	Li et al.	280/281.1
7,374,191	B1 *	5/2008	Tseng	280/284

D606,908	S *	12/2009	Grimaldi	D12/111
D637,527	S *	5/2011	Choi et al.	D12/111
D667,347	S *	9/2012	Simko	D12/111
2007/0228689	A1 *	10/2007	Lin	280/281.1

* cited by examiner

Primary Examiner — Susan M Lee

Assistant Examiner — Linda G Brooks

(74) *Attorney, Agent, or Firm* — KED & Associates LLP

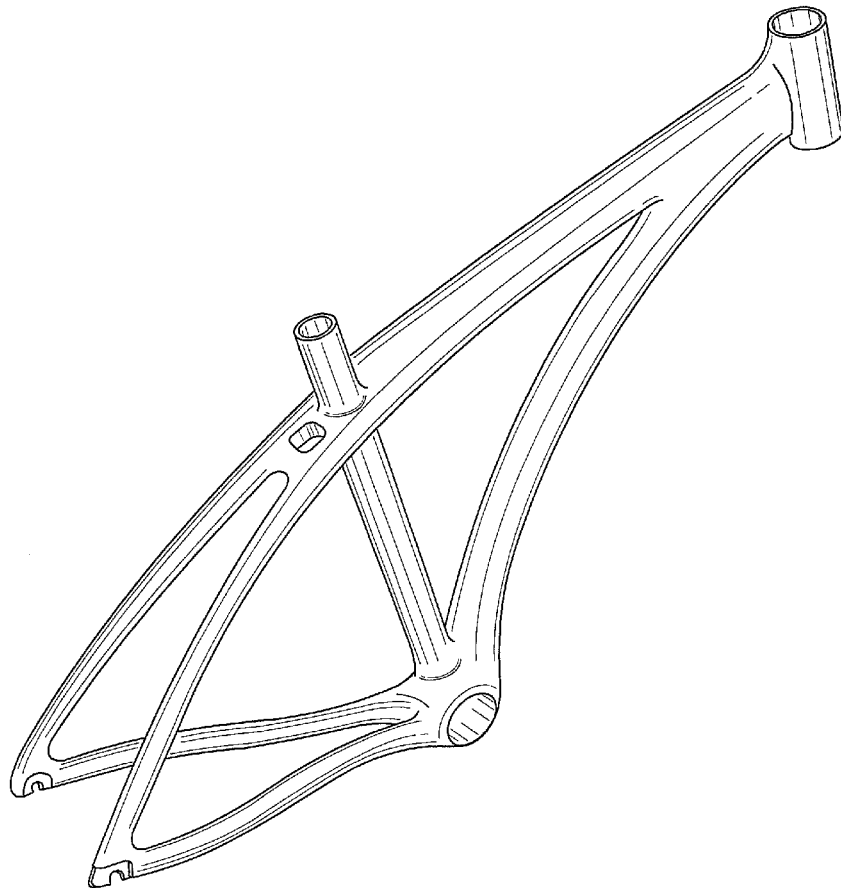
(57) **CLAIM**

The ornamental design for a bicycle frame, as shown and described.

DESCRIPTION

FIG. 1 is a front perspective view of a bicycle frame according to my design;
FIG. 2 is a front view of the bicycle frame of FIG. 1;
FIG. 3 is a rear view of the bicycle frame of FIG. 1;
FIG. 4 is a left side view of the bicycle frame of FIG. 1;
FIG. 5 is a right side view of the bicycle frame of FIG. 1;
FIG. 6 is a top view of the bicycle frame of FIG. 1; and,
FIG. 7 is a bottom view of the bicycle frame of FIG. 1.

1 Claim, 5 Drawing Sheets



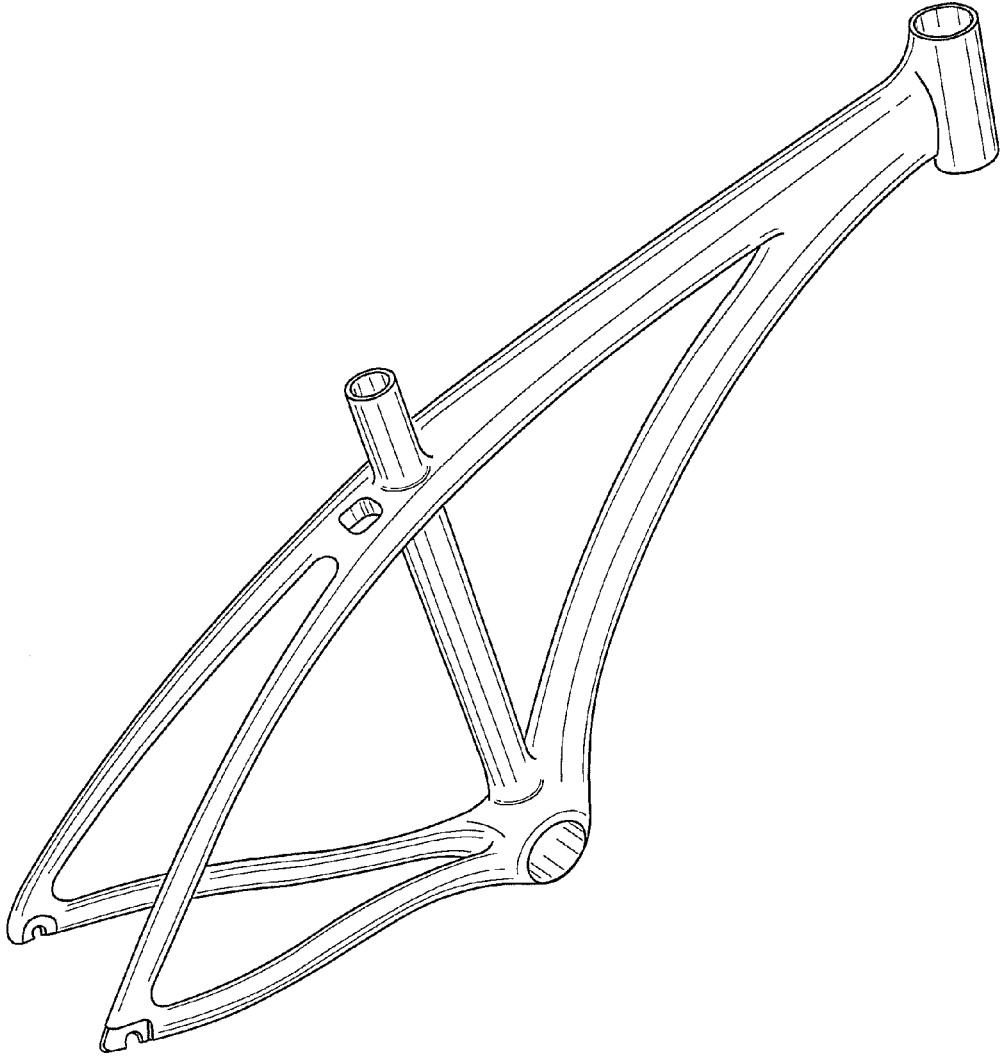


FIG. 1

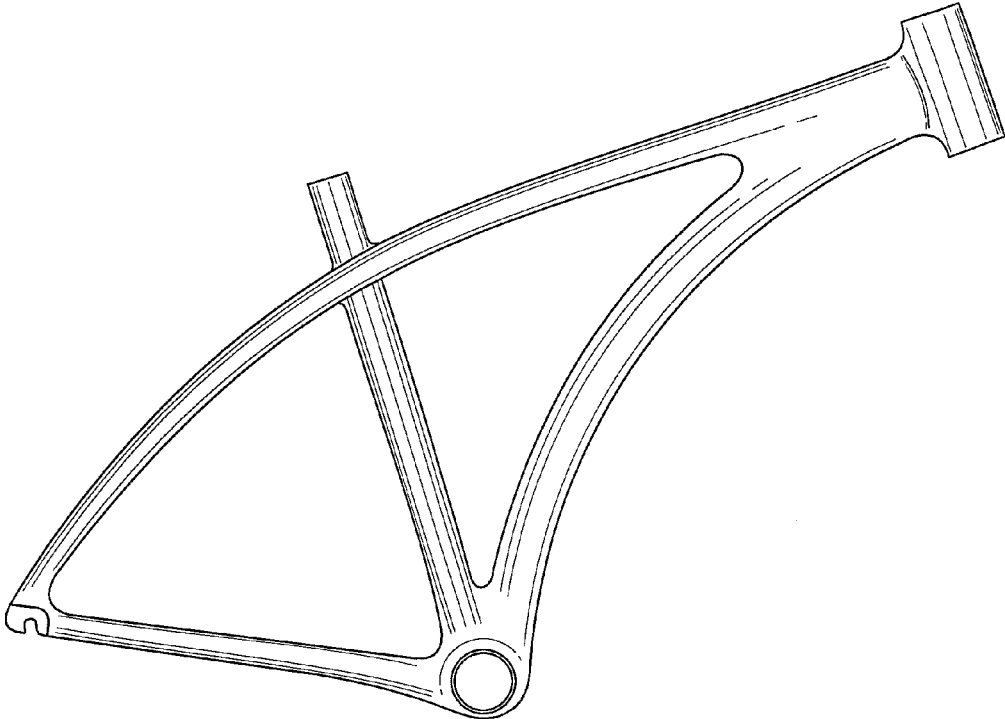


FIG. 2

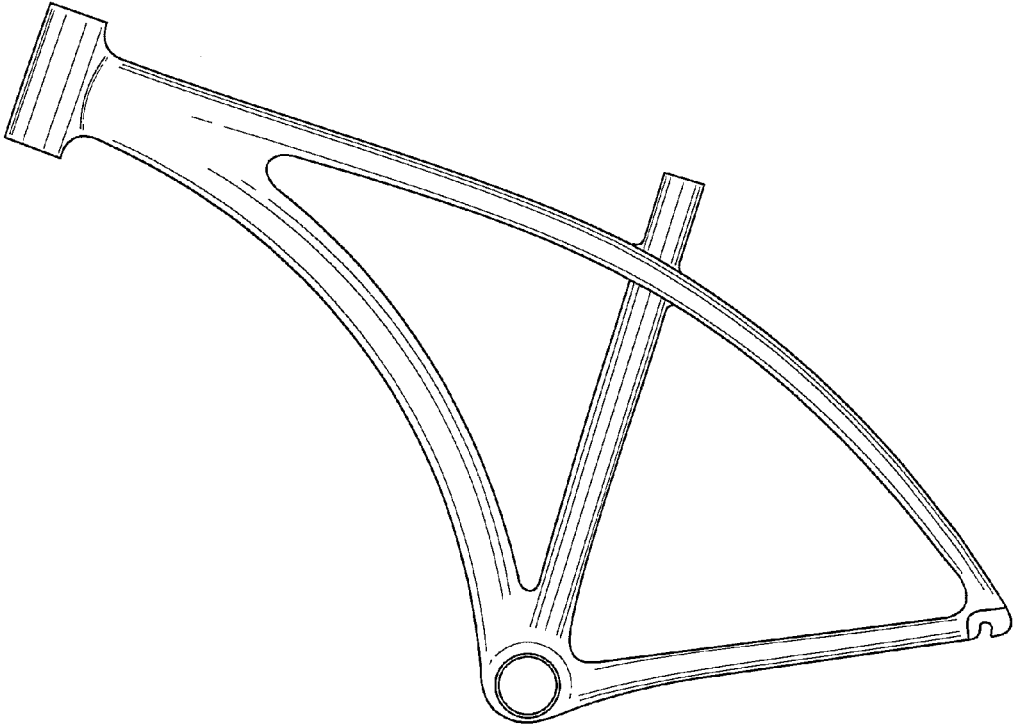


FIG. 3

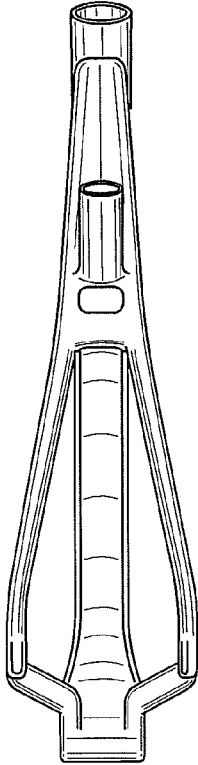


FIG. 4

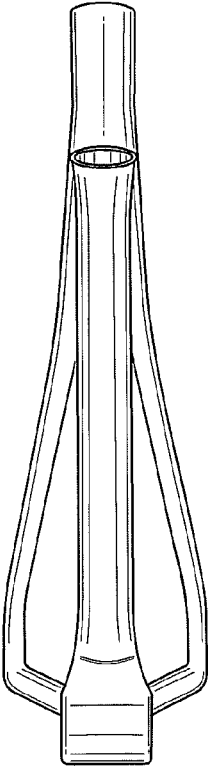


FIG. 5

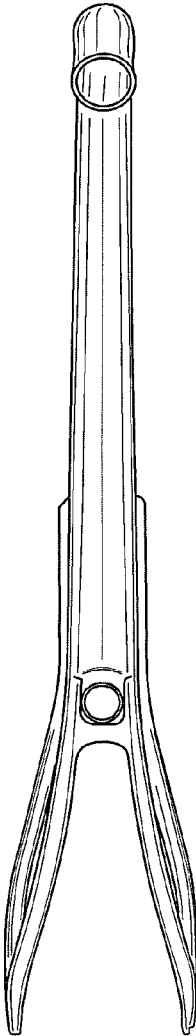


FIG. 6

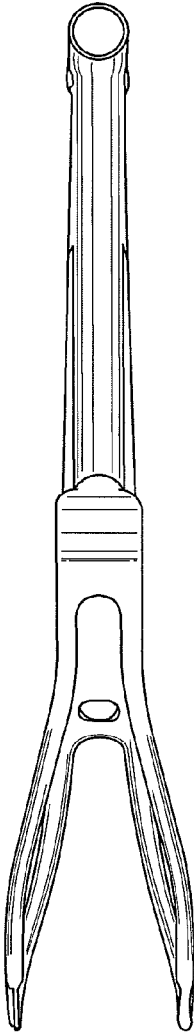


FIG. 7