



US00D720259S

(12) **United States Design Patent**
Hutto

(10) **Patent No.:** **US D720,259 S**

(45) **Date of Patent:** **** Dec. 30, 2014**

(54) **SUPPORT FRAME FOR A BICYCLE WHEEL**

(71) Applicant: **Arne Hutto**, Edgewater, FL (US)

(72) Inventor: **Arne Hutto**, Edgewater, FL (US)

(**) Term: **14 Years**

(21) Appl. No.: **29/461,800**

(22) Filed: **Jul. 26, 2013**

(51) **LOC (10) Cl.** **12-11**

(52) **U.S. Cl.**
USPC **D12/111**

(58) **Field of Classification Search**

CPC B62J 7/04; B62J 11/00; B62J 9/00;
B62J 9/001; A45C 3/004
USPC 224/430, 417, 424, 427, 439, 452,
224/901.8; 206/287.1; 280/274, 279, 284,
280/227, 504, 400, 656, 204, 1.5, 47.31;
383/11; 180/11; 403/230; D12/408, 11
See application file for complete search history.

6,712,371	B2	3/2004	Trubiano	
D537,758	S	3/2007	Grepper	
D545,245	S	6/2007	Masera	
D558,645	S *	1/2008	Camasmie	D12/111
D563,284	S *	3/2008	Camasmie	D12/112
D567,149	S	4/2008	Grepper	
D659,597	S	5/2012	Chen	
2002/0063410	A1 *	5/2002	Buckmiller et al.	280/274
2007/0086851	A1 *	4/2007	Lu	403/230
2007/0290460	A1 *	12/2007	Girard et al.	280/1.5
2007/0290476	A1 *	12/2007	Chuang	280/204
2008/0042403	A1 *	2/2008	Anderson	280/656
2010/0207359	A1 *	8/2010	Staniszewski	280/504
2012/0006604	A1 *	1/2012	Duehring	180/11
2014/0197616	A1 *	7/2014	Raike et al.	280/259

* cited by examiner

Primary Examiner — Robert M Spear

Assistant Examiner — Ryan Harvey

(74) *Attorney, Agent, or Firm* — QuickPatents; Kevin Prince

(57) **CLAIM**

I claim the ornamental design for a support frame for a bicycle wheel, as shown and described.

DESCRIPTION

FIG. 1 is a perspective view of a support frame for a bicycle wheel, showing my new design;

FIG. 2 is a rear elevational view thereof;

FIG. 3 is a front elevational view thereof;

FIG. 4 is a right-side elevational view thereof, the left-side elevational view being a mirror image thereof;

FIG. 5 is a top plan view thereof; and,

FIG. 6 is a bottom plan view thereof.

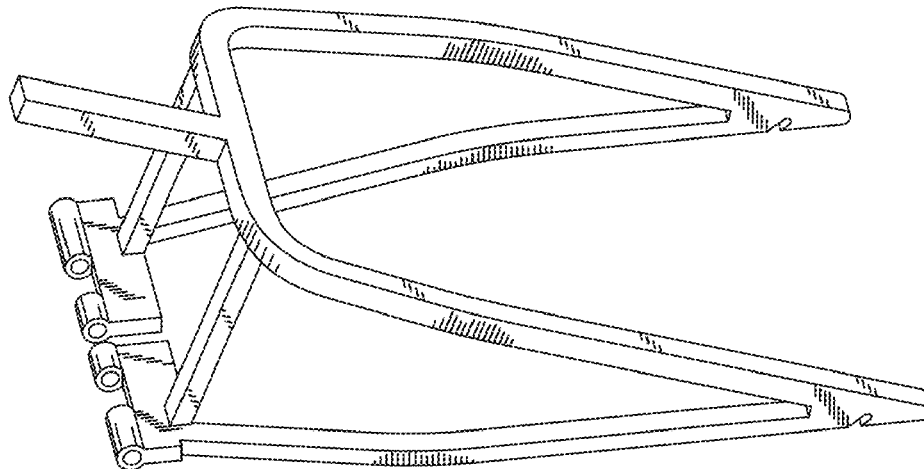
The broken lines showing a wheel and sprocket in FIG. 2 and a frame extension in the figures depict environmental matter and form no part of the claimed design.

1 Claim, 2 Drawing Sheets

(56) **References Cited**

U.S. PATENT DOCUMENTS

1,969,457	A *	8/1934	Forrer	280/47.31
D112,593	S	12/1938	Baxter	
D217,525	S	5/1970	Takashima	
D228,401	S	9/1973	Adickes	
D276,512	S	11/1984	Gammelgaard et al.	
D281,793	S	12/1985	Harrod	
D294,564	S *	3/1988	Stoecker	D12/408
5,244,132	A *	9/1993	Christen	224/430
D349,667	S	8/1994	Dietz	
5,474,318	A *	12/1995	Castellano	280/284
D377,773	S	2/1997	Sloss	
D383,099	S	9/1997	Huang	
D447,190	S	8/2001	Tse	



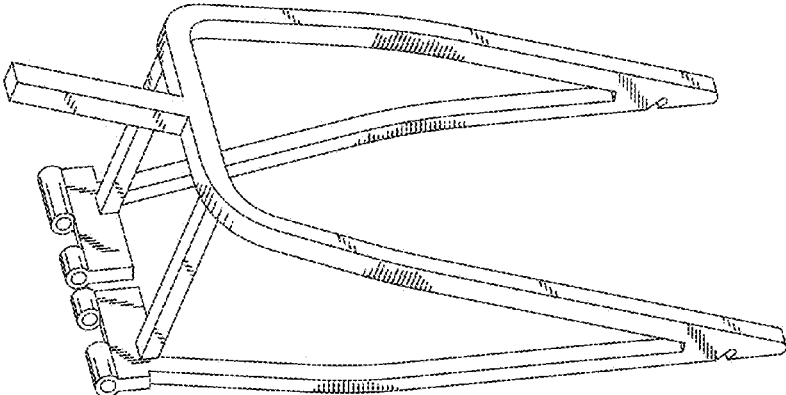


FIG. 1

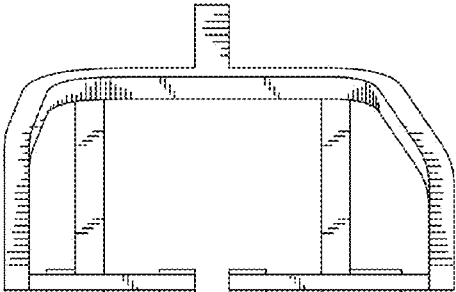


FIG. 3

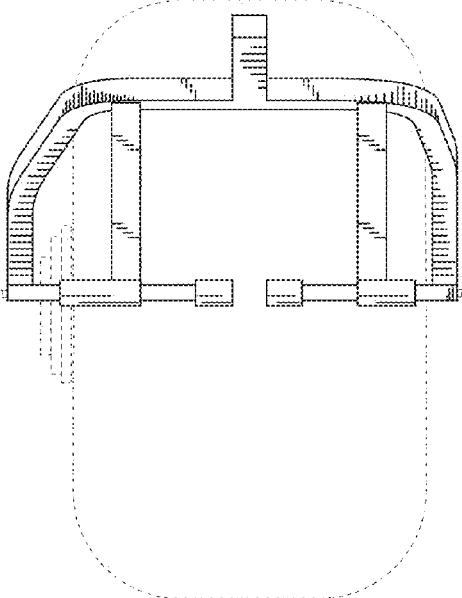


FIG. 2

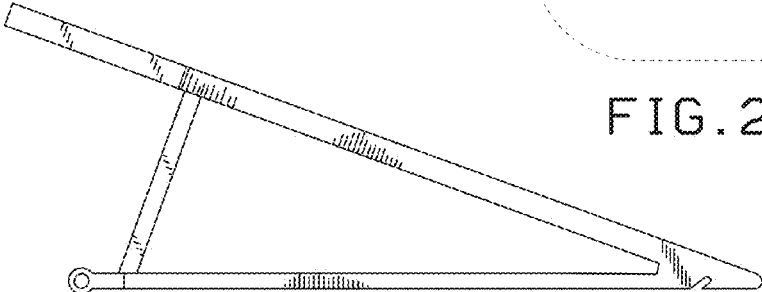


FIG. 4

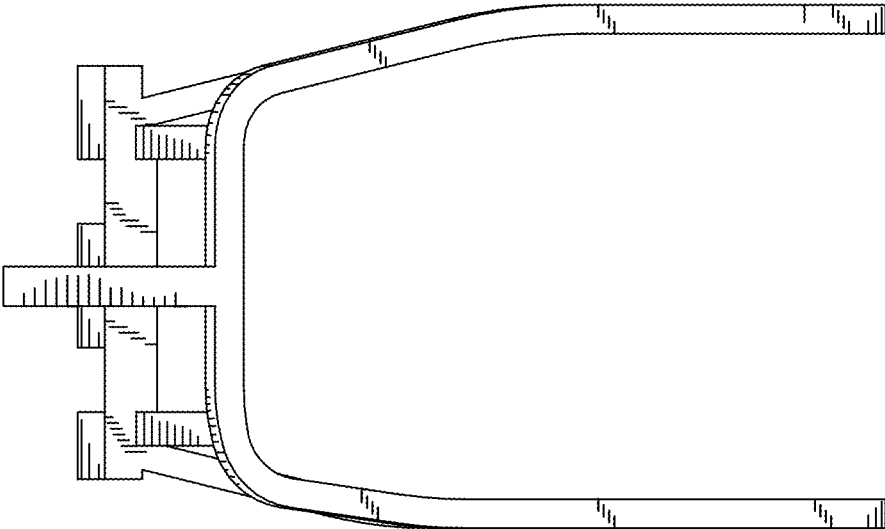


FIG. 5

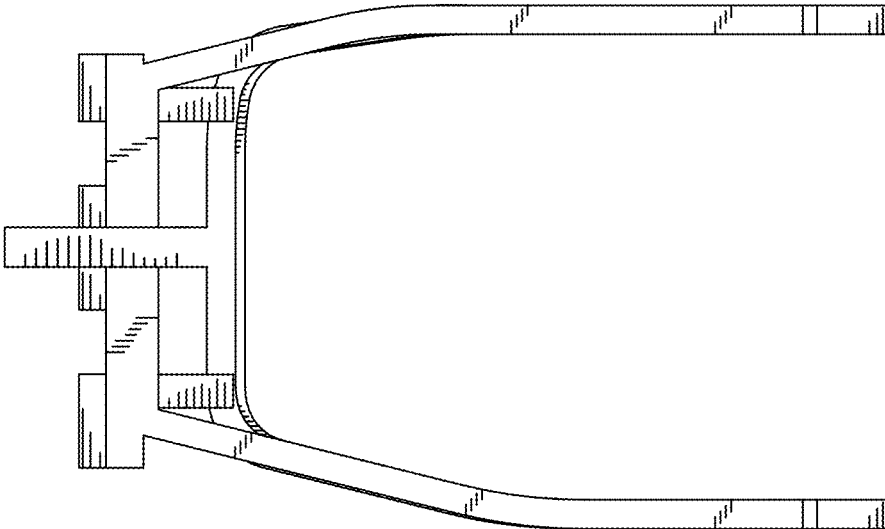


FIG. 6